



US00D605936S

(12) **United States Design Patent**  
**Durdon et al.**

(10) **Patent No.:** **US D605,936 S**  
(45) **Date of Patent:** **\*\* Dec. 15, 2009**

(54) **FOOD TRAY**

(75) Inventors: **Terrance N. Durdon**, Brantford (CA);  
**Valentin A. Buzan**, Vaughan (CA)

(73) Assignee: **Amhil Enterprises**, Mississauga,  
Ontario (CA)

(\*\*) Term: **14 Years**

(21) Appl. No.: **29/331,368**

(22) Filed: **Jan. 23, 2009**

(51) **LOC (9) Cl.** ..... **09-03**

(52) **U.S. Cl.** ..... **D9/429; D9/425**

(58) **Field of Classification Search** ..... D9/414-416,  
D9/418-420, 423-428, 430-432, 434, 435;  
D7/354, 392.1, 394, 396.1, 538, 543-545,  
D7/550.1, 551, 554.1, 587, 566, 575, 584,  
D7/586, 629, 667; 220/4.21-4.24, 293, 574,  
220/602-608, 659, 675, 781-782, 793, 835,  
220/839; 206/119, 205, 440, 467, 470, 508,  
206/521.1, 545, 806; 229/406; 219/725,  
219/728, 732, 735

See application file for complete search history.

(56) **References Cited**

**U.S. PATENT DOCUMENTS**

D264,913 S \* 6/1982 Pomroy ..... D7/545  
D280,590 S \* 9/1985 Schrage ..... D7/360

4,616,762 A \* 10/1986 Alexander ..... 220/658  
D296,191 S \* 6/1988 Yoshida et al. .... D9/425  
D313,556 S \* 1/1991 Smith ..... D9/425  
D343,338 S \* 1/1994 Bucher et al. .... D7/543  
D386,081 S \* 11/1997 Hayes et al. .... D9/425  
D389,056 S \* 1/1998 Hayes et al. .... D9/435  
D392,884 S \* 3/1998 Hayes ..... D9/431  
D570,681 S \* 6/2008 Hussain et al. .... D9/425

\* cited by examiner

*Primary Examiner*—Philip S Hyder

*Assistant Examiner*—Susan E Krakower

(74) *Attorney, Agent, or Firm*—Gowan Intellectual Property;  
Gerald A. Gowan

(57) **CLAIM**

The ornamental design for a food tray, as shown and described.

**DESCRIPTION**

FIG. 1 is a top view of the food tray, according to the present application;

FIG. 2 is a side view thereof;

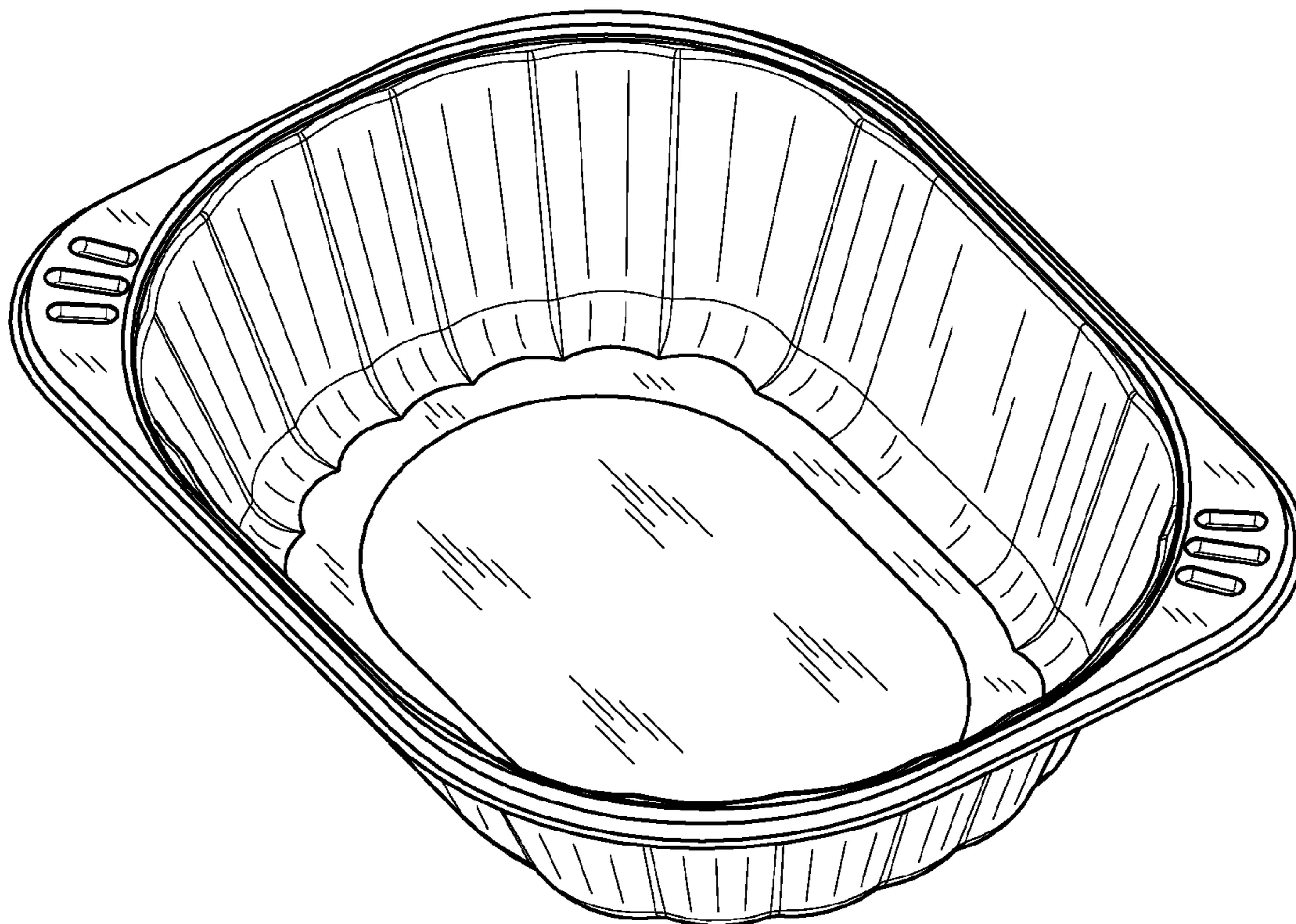
FIG. 3 is a bottom view thereof;

FIG. 4 is an end view thereof; and,

FIG. 5 is a front perspective view thereof.

The opposite side view and opposite end view are both mirror images of the side view and end view shown herein.

**1 Claim, 4 Drawing Sheets**



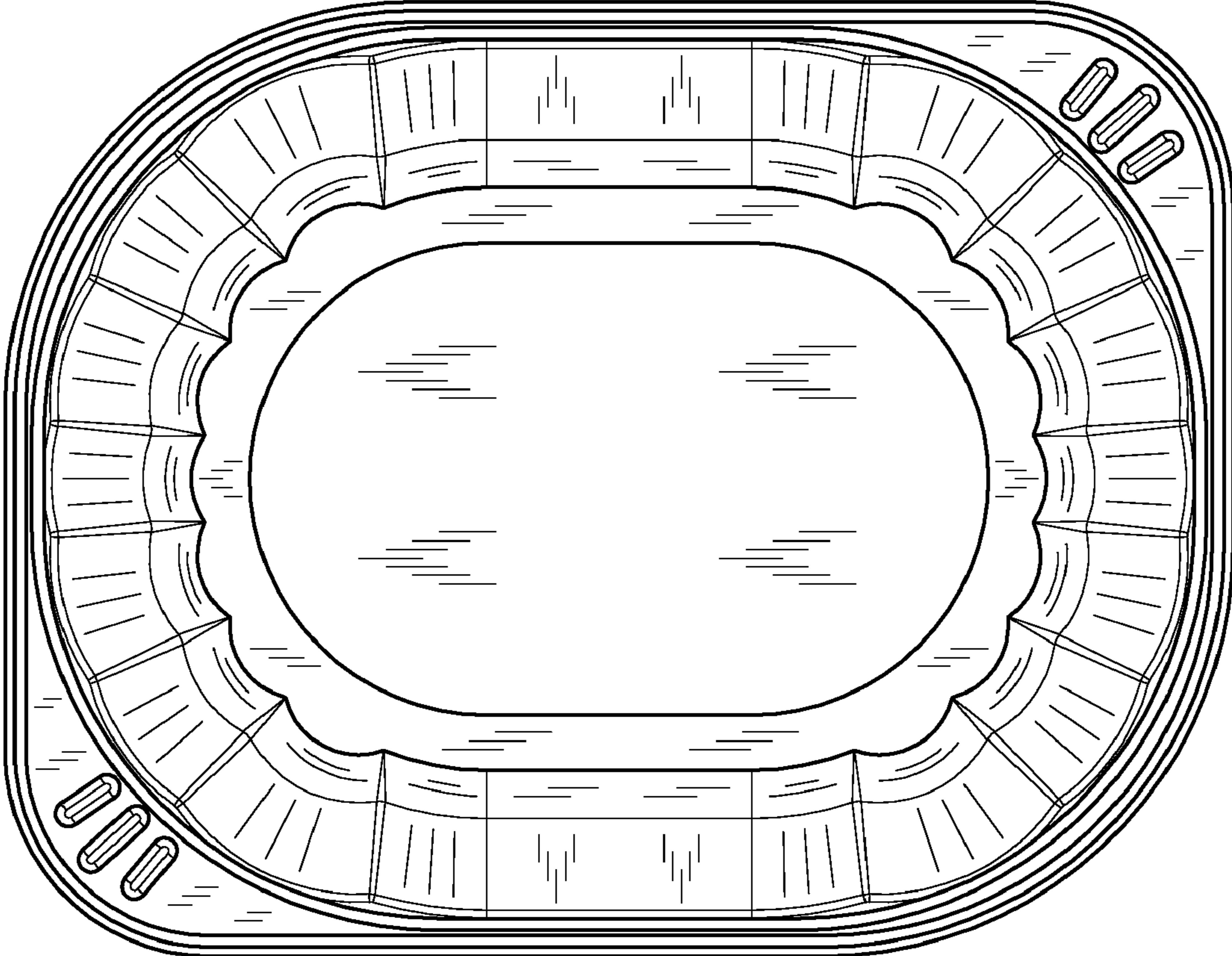


FIG. 1

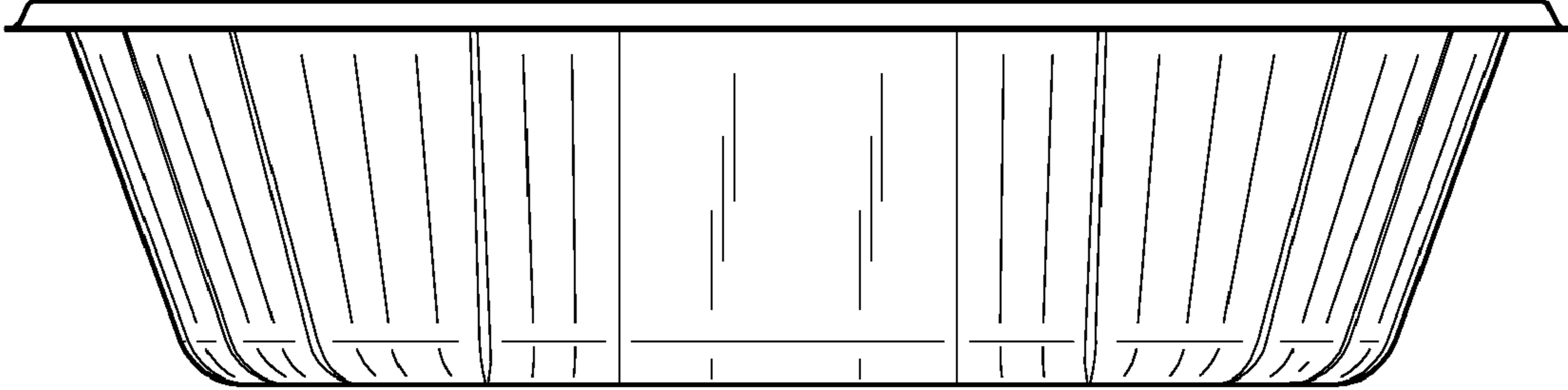


FIG. 2

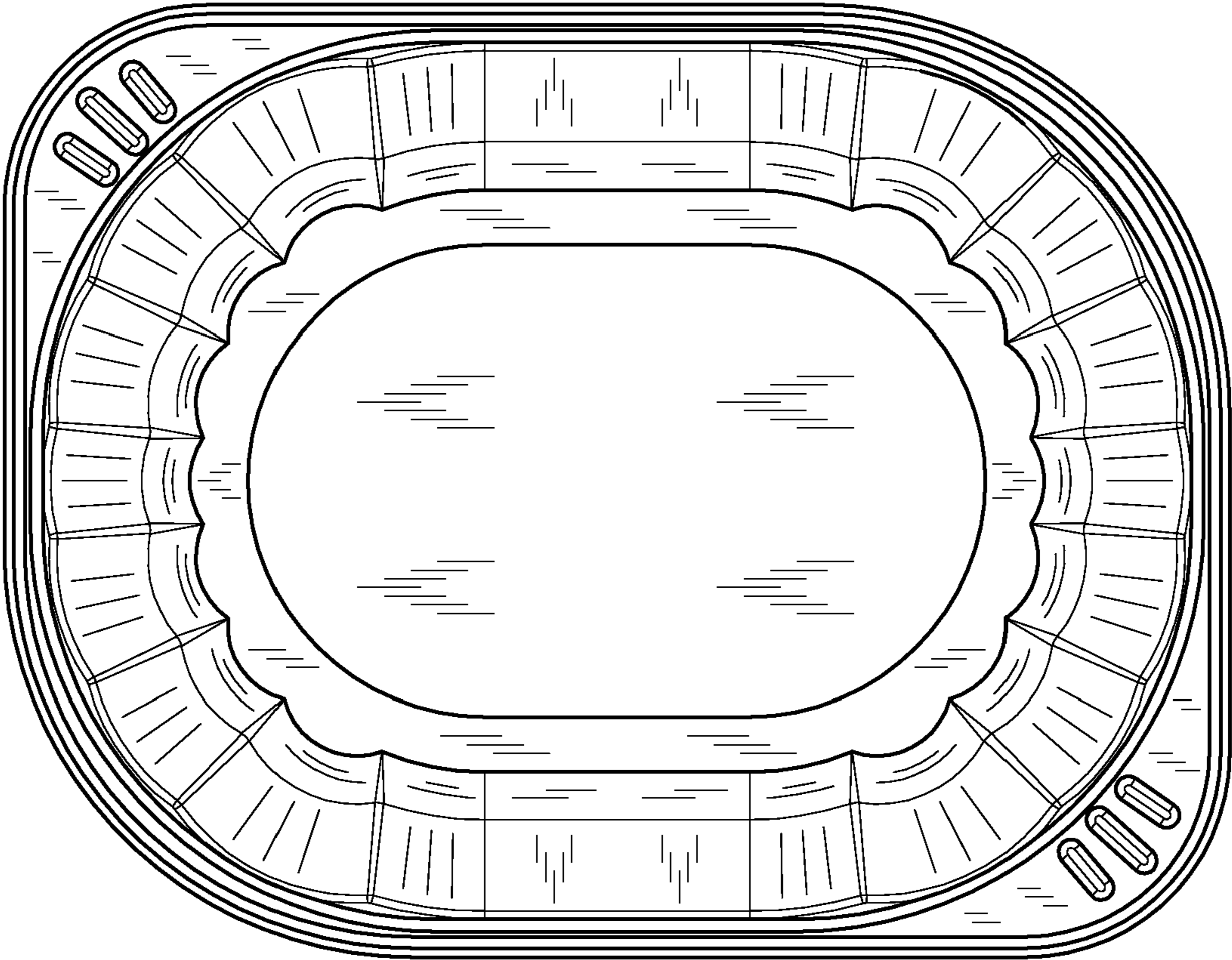


FIG. 3

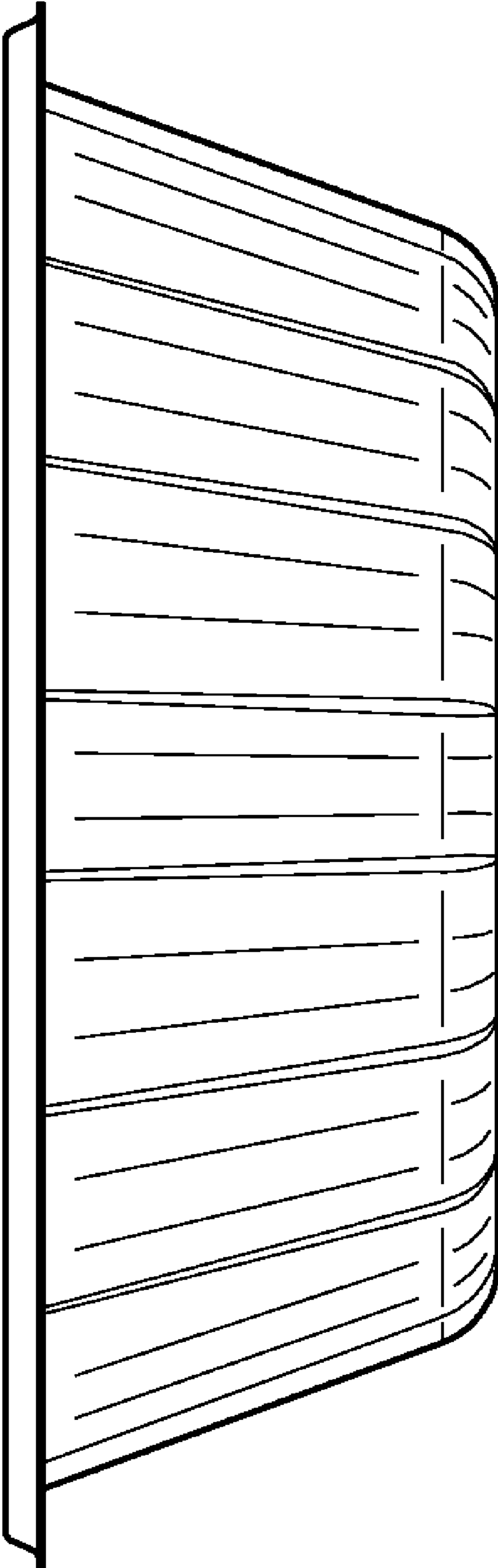


FIG. 4

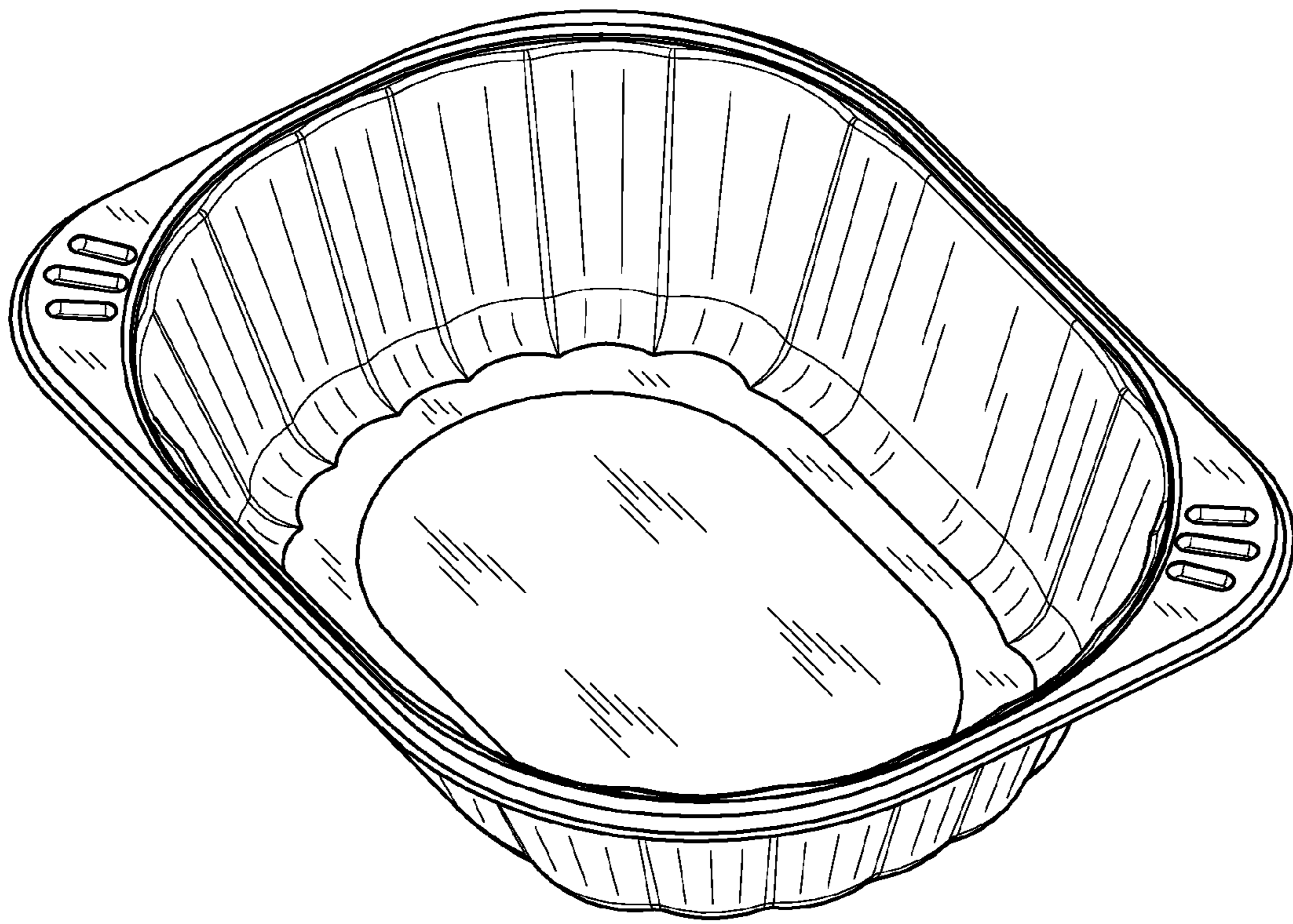


FIG. 5