



US00D605932S

(12) **United States Design Patent**
Piersant

(10) **Patent No.:** **US D605,932 S**

(45) **Date of Patent:** **** Dec. 15, 2009**

(54) **CLOSET BRACKET**

(75) Inventor: **Tim Piersant**, Dalton, GA (US)

(73) Assignee: **DisplayCraft, Inc.**, Dalton, GA (US)

(**) Term: **14 Years**

(21) Appl. No.: **29/337,900**

(22) Filed: **Jun. 1, 2009**

(51) **LOC (9) Cl.** **08-05**

(52) **U.S. Cl.** **D8/381**

(58) **Field of Classification Search** D8/403,
D8/381, 380, 373, 363, 354, 349; D6/574,
D6/573, 572; 52/712-715, 665, 506.06;
292/346; 248/265, 247, 243, 235, 200; 108/85
See application file for complete search history.

(56) **References Cited**

U.S. PATENT DOCUMENTS

D23,731 S *	10/1894	Burgess	D8/381
D26,927 S *	4/1897	Held	D8/381
1,189,988 A *	7/1916	Moody	248/247
2,859,879 A *	11/1958	Rogers et al.	D8/381
2,908,471 A *	10/1959	McFerrell	248/247

3,669,395 A *	6/1972	Gehrke	248/235
D315,862 S *	4/1991	Specker, Jr.	D8/380
D520,349 S *	5/2006	Boroviak	D8/381
D530,596 S *	10/2006	Aldeghi et al.	D8/381

* cited by examiner

Primary Examiner—Susan Bennett Hattan

(74) *Attorney, Agent, or Firm*—Stephen J. Stark; Miller & Martin PLLC

(57) **CLAIM**

The ornamental design for a closet bracket, as shown and described.

DESCRIPTION

FIG. 1 is a top perspective view of a closet bracket incorporating my new design;

FIG. 2 is a left side elevational view thereof; the opposing view being a mirror image thereof;

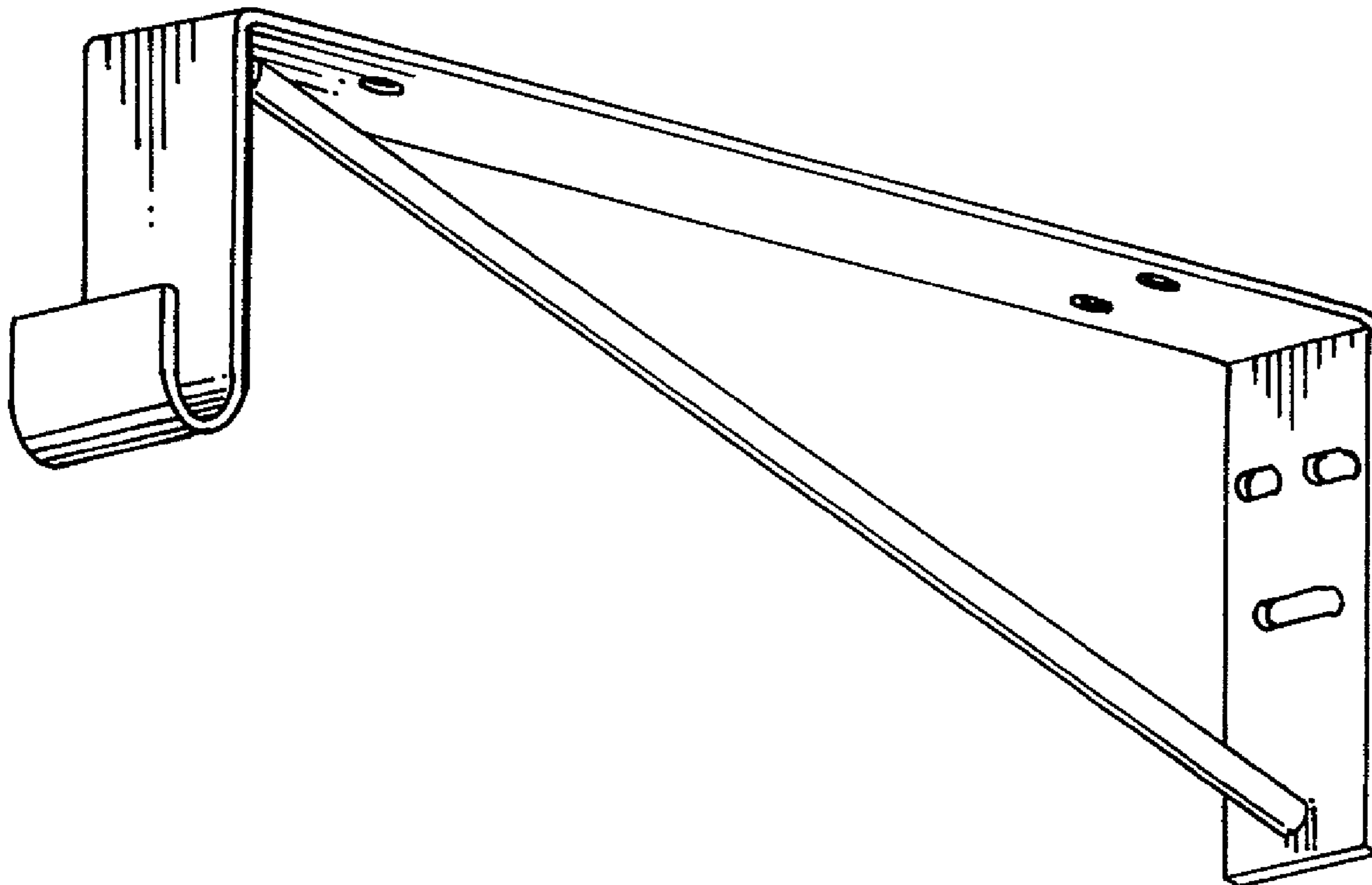
FIG. 3 is a front elevational view thereof,

FIG. 4 is a rear elevation view thereof;

FIG. 5 is a top elevational view thereof; and,

FIG. 6 is a bottom elevational view thereof.

1 Claim, 2 Drawing Sheets



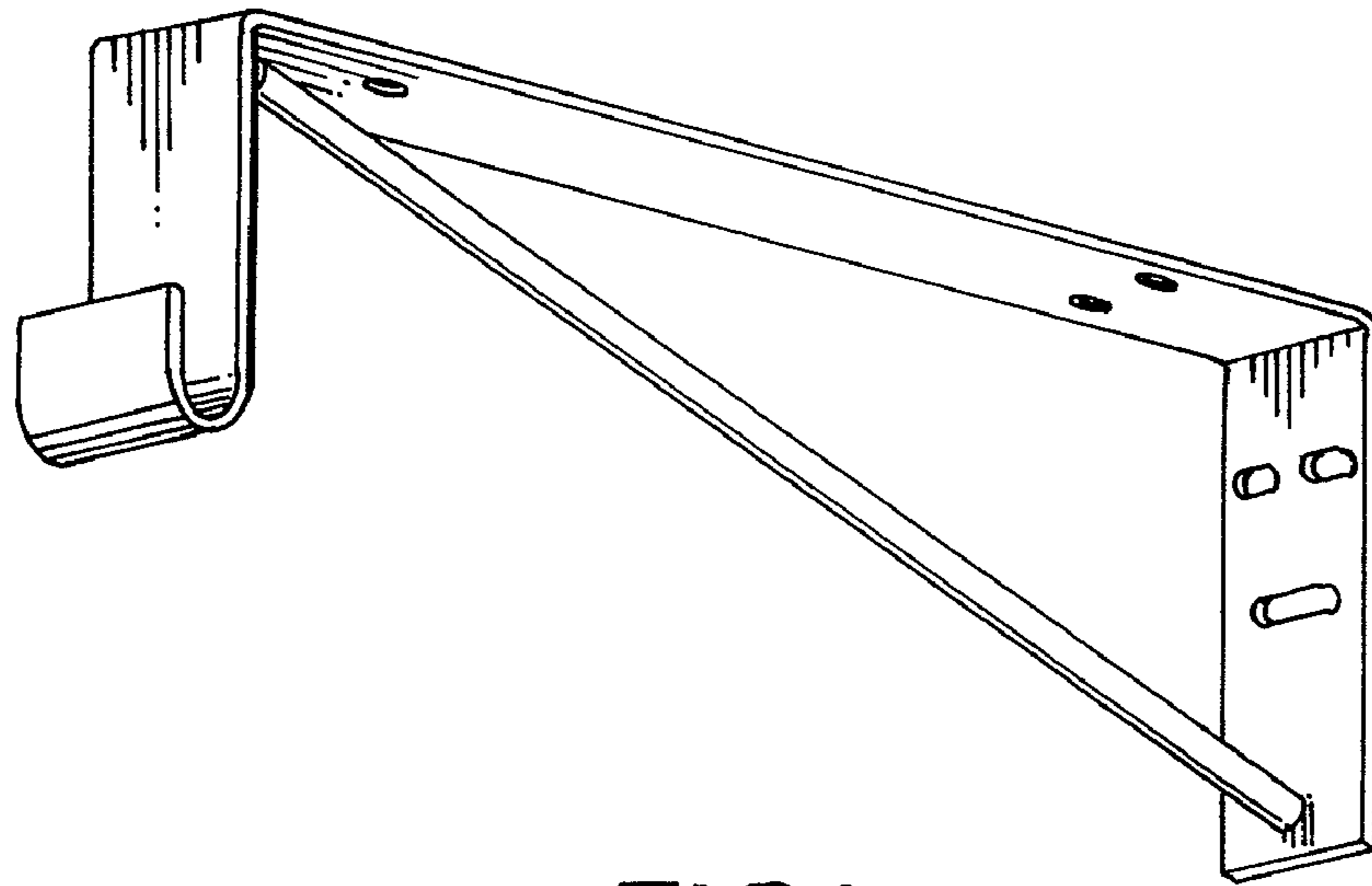


FIG. 1

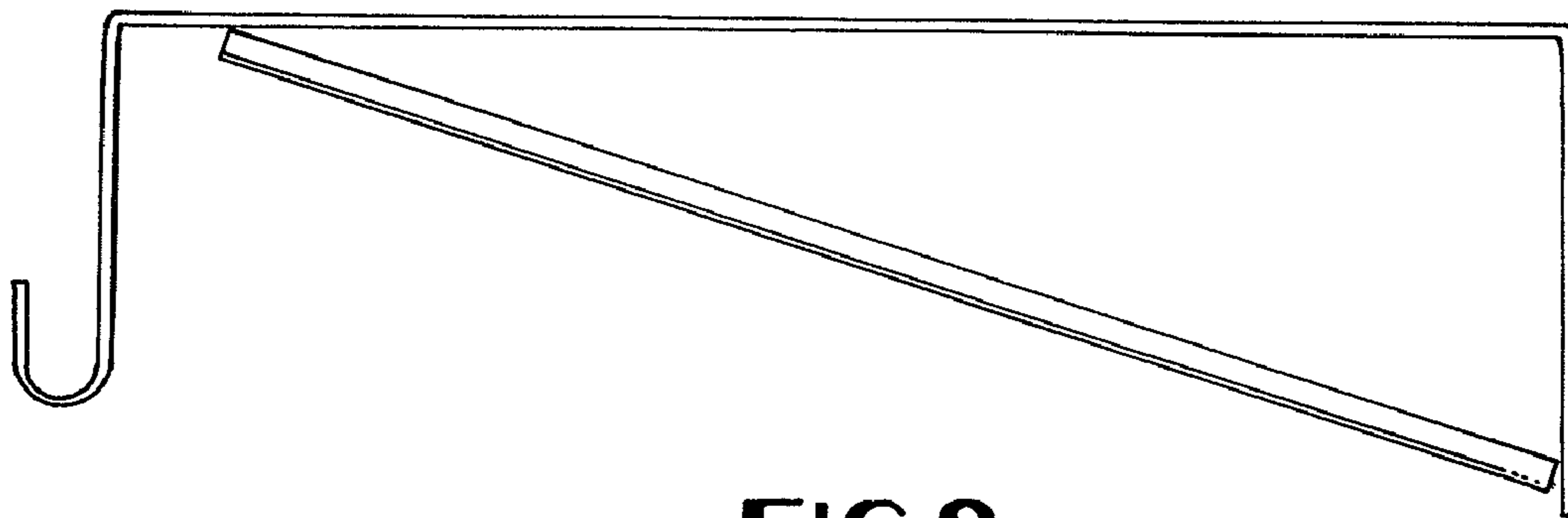


FIG. 2




FIG. 3

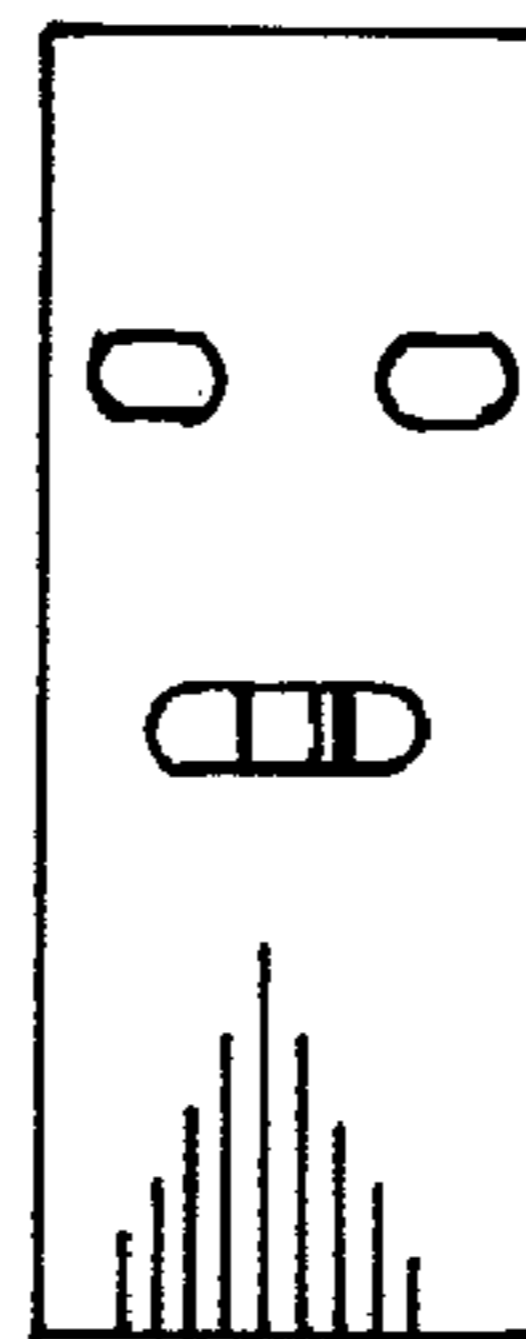


FIG. 4




FIG. 5

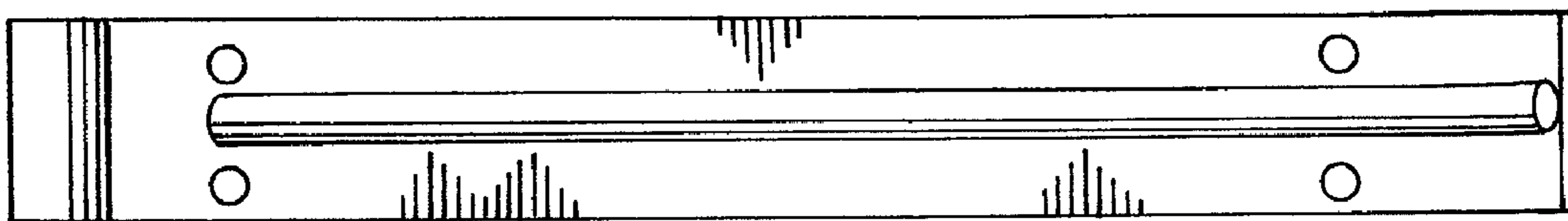


FIG. 6