



US00D605924S

(12) **United States Design Patent**
Hanes

(10) **Patent No.:** **US D605,924 S**

(45) **Date of Patent:** **** Dec. 15, 2009**

(54) **CABINET HANDLE**

(76) **Inventor:** **Wendy Hanes**, 711 Palmetto Rd.,
Benton, LA (US) 71006

(**) **Term:** **14 Years**

(21) **Appl. No.:** **29/313,357**

(22) **Filed:** **Dec. 30, 2008**

(51) **LOC (9) Cl.** **08-06**

(52) **U.S. Cl.** **D8/317; D8/318**

(58) **Field of Classification Search** D8/300–302,
D8/305, 313–321, DIG. 1; D6/633; D7/393;
D3/291, 318; D23/250–254; 292/347, 336.3;
16/101.1, 412, 414–420, 443–446, 441, 110 R,
16/111 R, DIG. 19, DIG. 20

See application file for complete search history.

(56) **References Cited**

U.S. PATENT DOCUMENTS

D102,568 S *	12/1936	Martin	D8/316
D197,961 S *	4/1964	Heyer	D8/317
D205,349 S *	7/1966	Clayton	D8/316
D208,689 S *	9/1967	Morgan	D8/317
D219,702 S *	1/1971	Korol	D8/316
D327,409 S *	6/1992	Fulton	D8/316
D368,842 S *	4/1996	Sonnenleiter	D8/317
D399,406 S *	10/1998	Decursu et al.	D8/317
D403,230 S *	12/1998	Ziemer et al.	D8/317
D418,389 S *	1/2000	O'Neil	D8/317
D424,402 S *	5/2000	Caugh et al.	D8/317
D431,444 S *	10/2000	Short	D8/316
D431,445 S *	10/2000	Short	D8/316
D437,202 S *	2/2001	O'Neil	D8/317
D450,999 S *	11/2001	Dewald et al.	D8/317
D451,782 S *	12/2001	Dewald	D8/317
D493,349 S *	7/2004	Tetreault et al.	D8/317
D530,590 S *	10/2006	Singtoroj et al.	D8/302
D542,119 S *	5/2007	Ricereto	D8/317
D543,436 S *	5/2007	Ricereto	D8/316

D551,056 S *	9/2007	Ricereto	D8/317
D559,654 S *	1/2008	Tor Verges	D8/315
D563,197 S *	3/2008	Lowe	D8/316
D564,856 S *	3/2008	Ricereto	D8/316
D568,140 S *	5/2008	Hanes	D8/316
D569,704 S *	5/2008	Ricereto	D8/315
D570,185 S *	6/2008	Hanes	D8/315
D570,187 S *	6/2008	Hanes	D8/317
D573,868 S *	7/2008	Ricereto	D8/315
D574,217 S *	8/2008	Jou	D8/317
D574,218 S *	8/2008	Jou	D8/317
D575,623 S *	8/2008	Matijevic	D8/316
D575,624 S *	8/2008	Matijevic	D8/316
D582,247 S *	12/2008	Jou	D8/317

* cited by examiner

Primary Examiner—Ian Simmons

Assistant Examiner—Mark A Goodwin

(74) *Attorney, Agent, or Firm*—Schultz & Associates, P.C.

(57) **CLAIM**

The ornamental design for a cabinet handle, as shown and described.

DESCRIPTION

FIG. 1 is a top isometric view of the cabinet handle in accordance with the present invention; and,

FIG. 2 is a longitudinal side elevation view of the cabinet handle in accordance with the present invention.

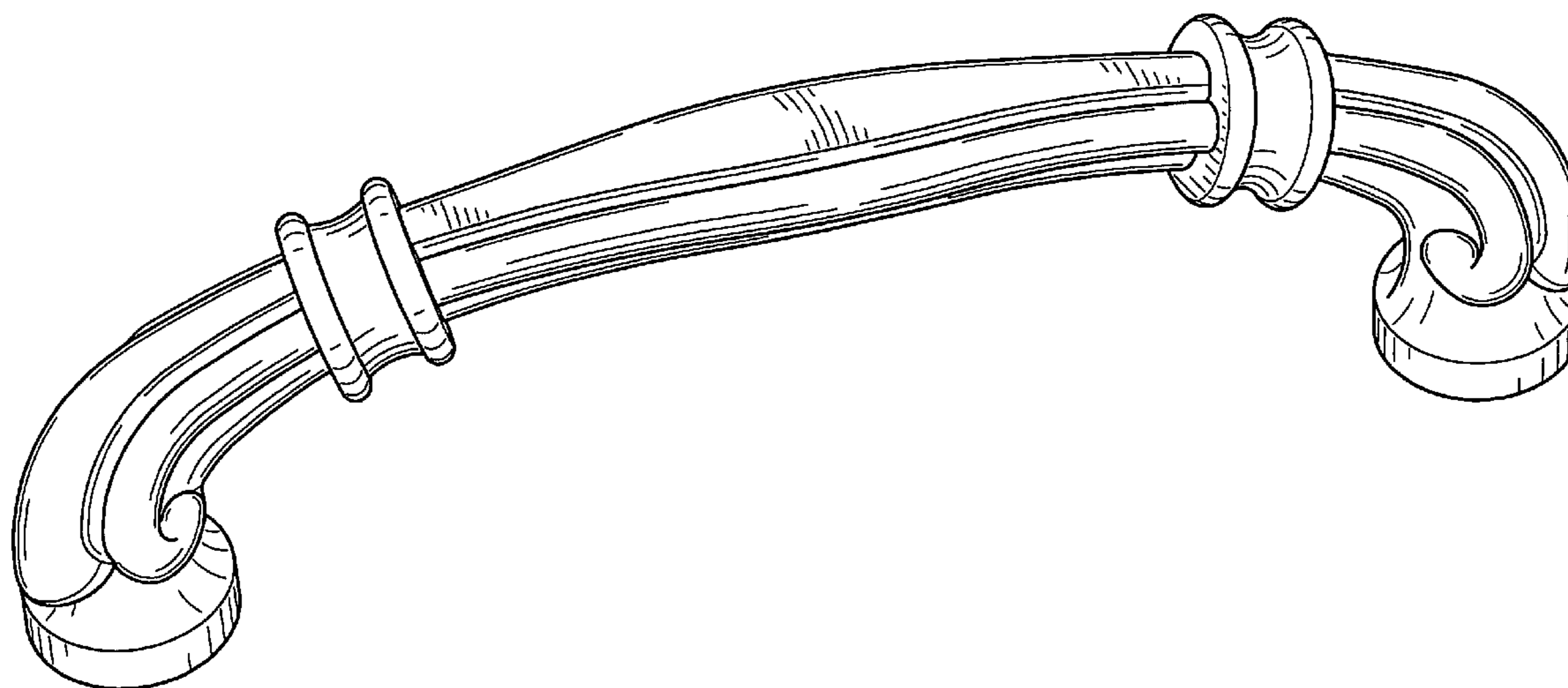
FIG. 3 is a top view of the cabinet handle in accordance with the present invention.

FIG. 4 is a lateral side elevation view of the cabinet handle in accordance with the present invention; and,

FIG. 5 is a bottom view of the cabinet handle in accordance with the present invention.

The broken line showing of the holes in FIG. 5 is included for the purpose of illustrating portions of the cabinet handle and forms no part of the claimed design.

1 Claim, 3 Drawing Sheets



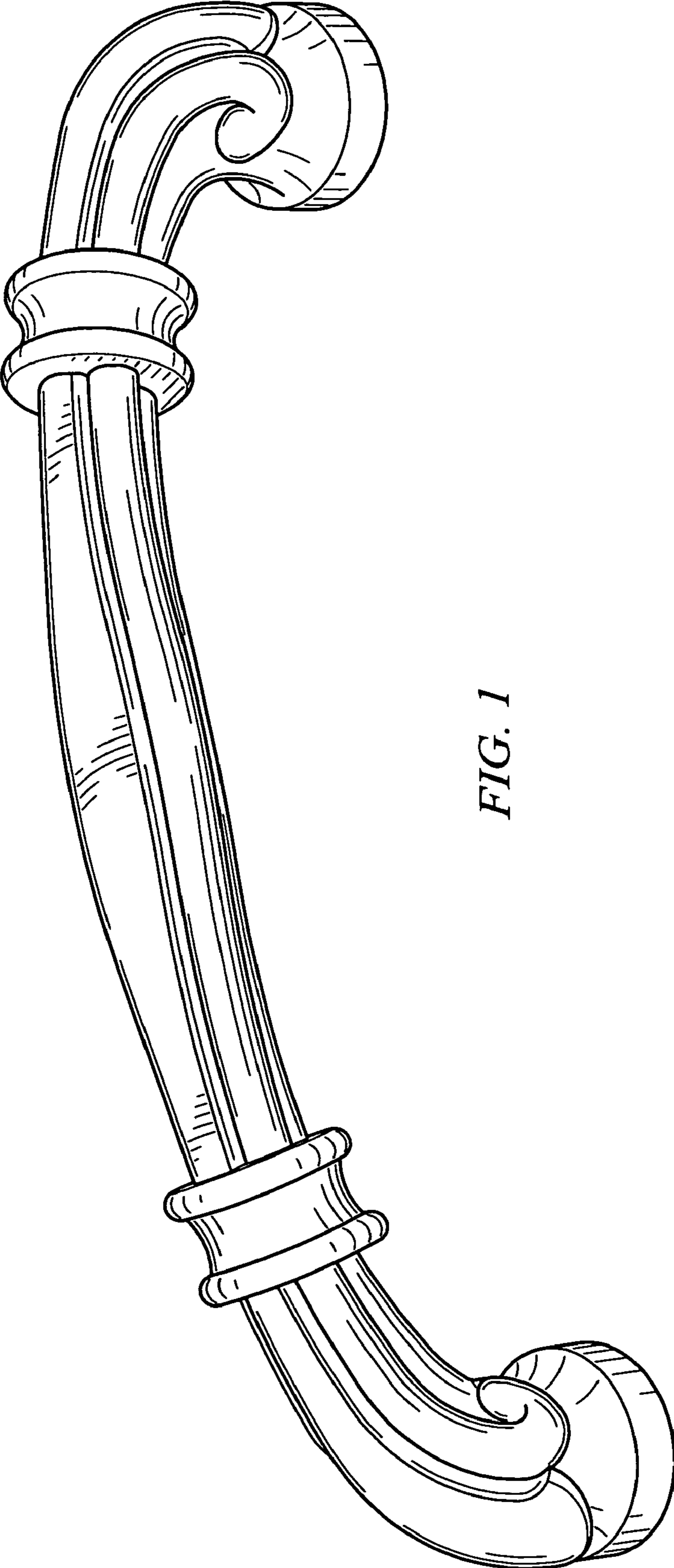


FIG. 1

FIG. 2


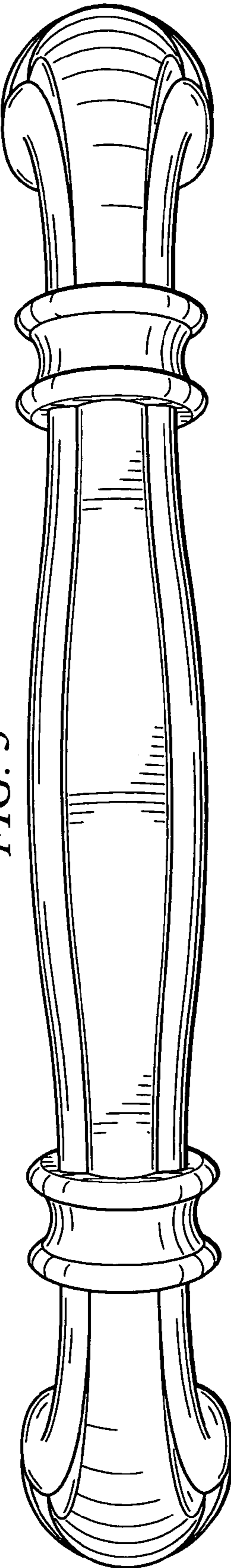


FIG. 3



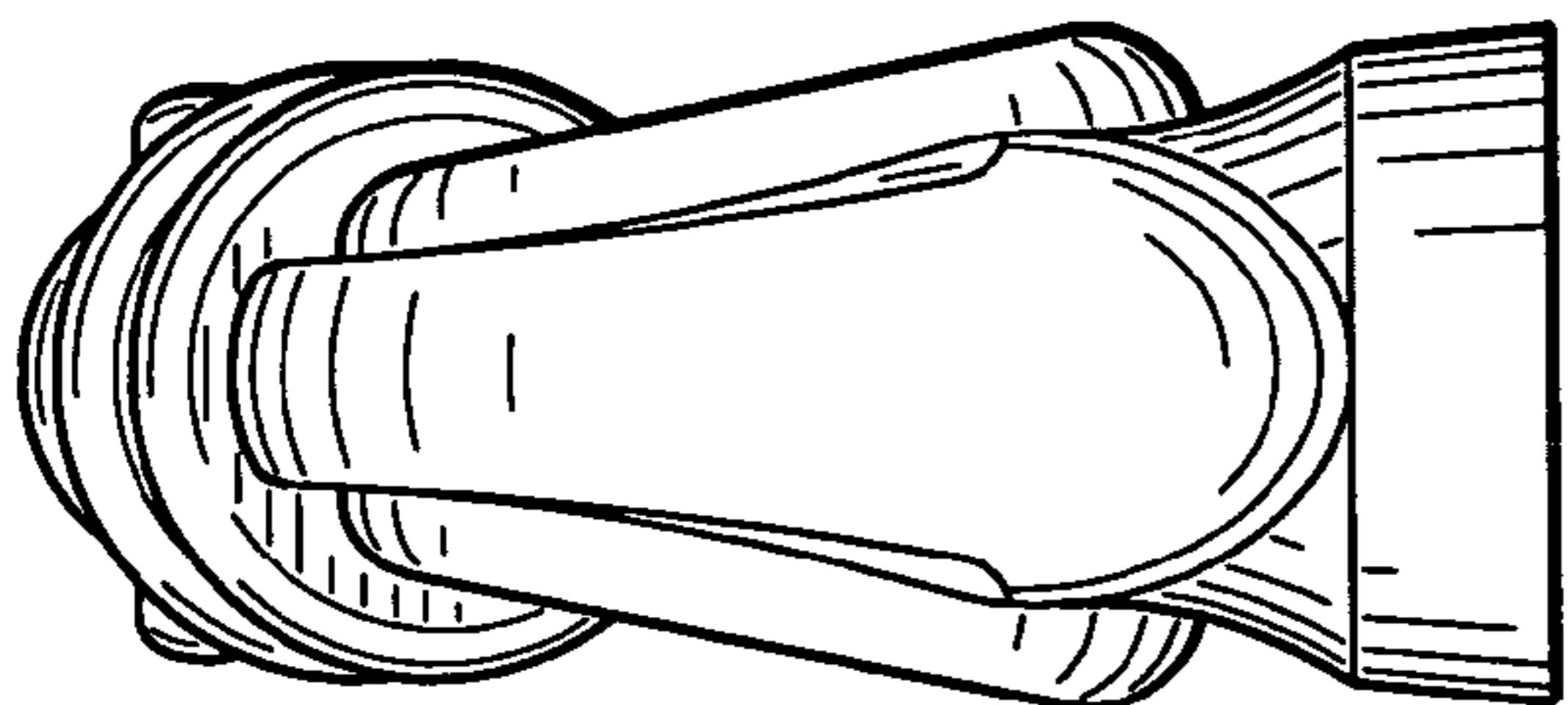


FIG. 4

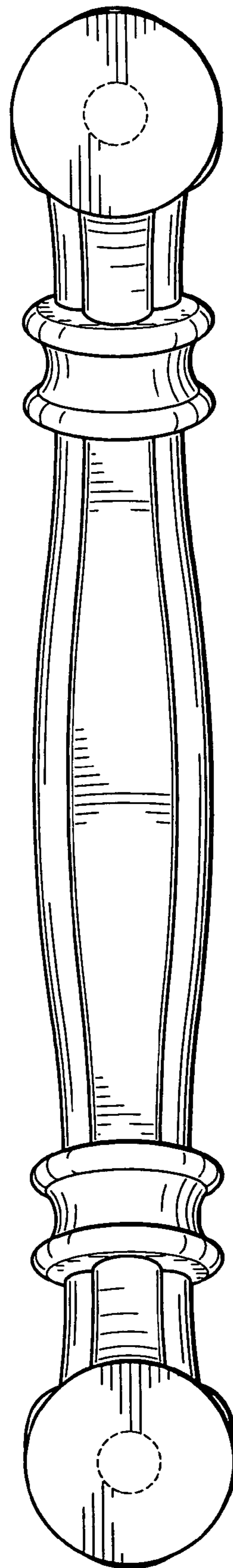


FIG. 5