



US00D605923S

(12) **United States Design Patent**
Jones

(10) **Patent No.:** **US D605,923 S**
(45) **Date of Patent:** **** Dec. 15, 2009**

(54) **DOVETAIL SAW**
(75) Inventor: **Steven K. Jones**, Ottawa (CA)
(73) Assignee: **Lee Valley Tools, Ltd.**, Ottawa, ON (CA)
(**) Term: **14 Years**
(21) Appl. No.: **29/327,655**
(22) Filed: **Nov. 11, 2008**

D307,702 S 5/1990 Hsu
D343,265 S 1/1994 Pollak
D359,672 S 6/1995 Gardiner
D519,816 S * 5/2006 Budrow et al. D8/95
D521,347 S * 5/2006 Budrow et al. D8/95

* cited by examiner

Primary Examiner—Philip S Hyder
(74) *Attorney, Agent, or Firm*—Kilpatrick Stockton LLP; John S. Pratt; Camilla C. Williams

(51) **LOC (9) Cl.** **08-03**
(52) **U.S. Cl.** **D8/95**
(58) **Field of Classification Search** D7/649;
D8/95, 96, 97, 98, 99, 107; 30/166.3, 514,
30/340, 343
See application file for complete search history.

(57) **CLAIM**

The ornamental design for a dovetail saw, as shown and described.

DESCRIPTION

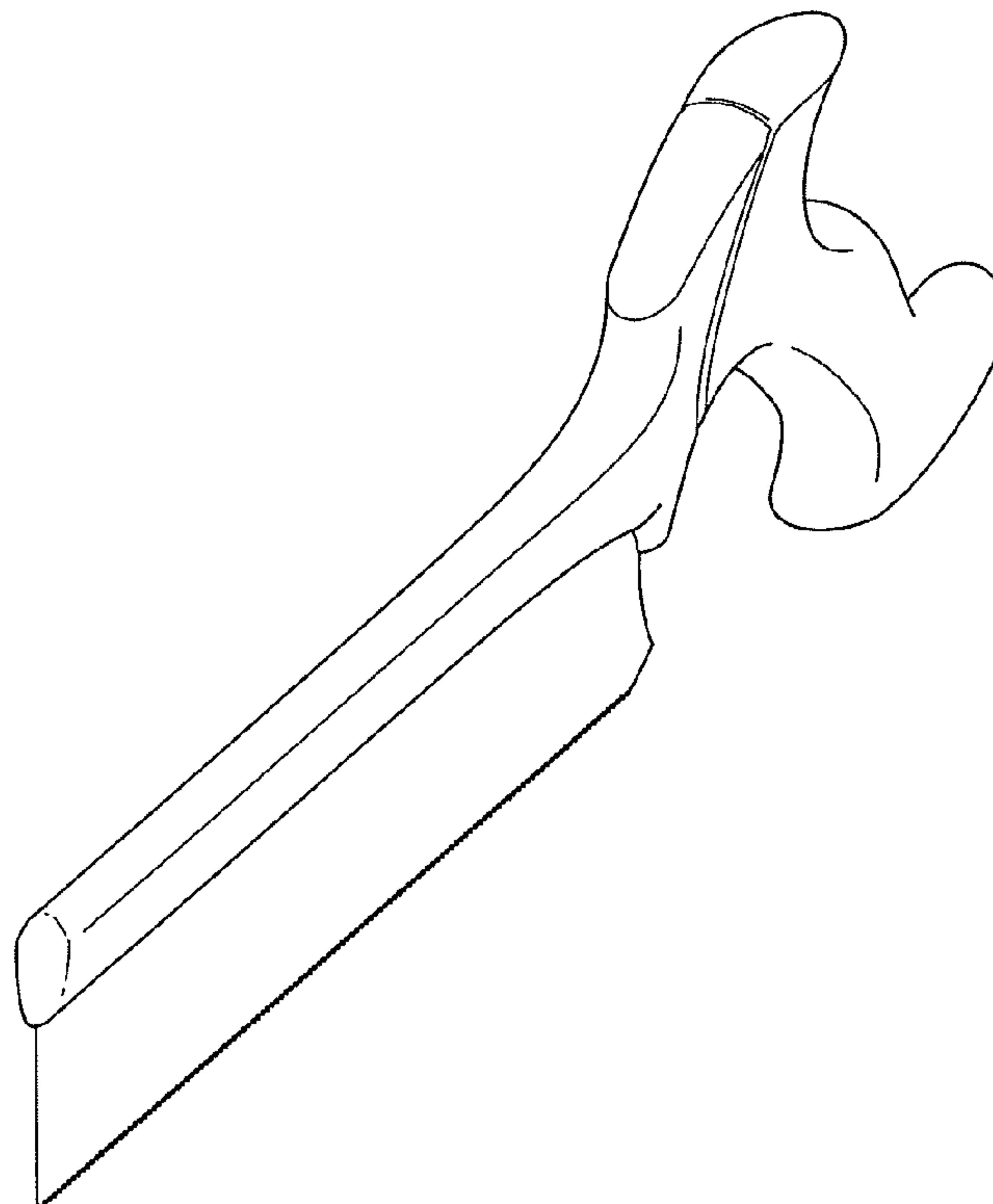
FIG. 1 is a perspective view of the dovetail saw.
FIG. 2 is a right side elevation view of the dovetail saw shown in FIG. 1, the left side elevation view being a mirror image of the right side elevation.
FIG. 3 is a top plan view of the dovetail saw shown in FIG. 1.
FIG. 4 is a bottom plan view of the dovetail saw shown in FIG. 1.
FIG. 5 is a front elevation view of the dovetail saw shown in FIG. 1; and,
FIG. 6 is a back elevation view of the dovetail saw shown in FIG. 1.

(56) **References Cited**

U.S. PATENT DOCUMENTS

D162,794 S * 4/1951 Derr D8/95
D233,122 S 10/1974 Fauzza
D260,072 S * 8/1981 Covey D8/97
D266,644 S * 10/1982 Shimizu D8/95
D267,225 S * 12/1982 Shimizu D8/95
D292,949 S 12/1987 Vetter
D299,413 S 1/1989 DeCarolis
D303,748 S 10/1989 Yamagishi
D303,921 S 10/1989 Blochlinger et al.
D307,383 S 4/1990 Huang

1 Claim, 3 Drawing Sheets



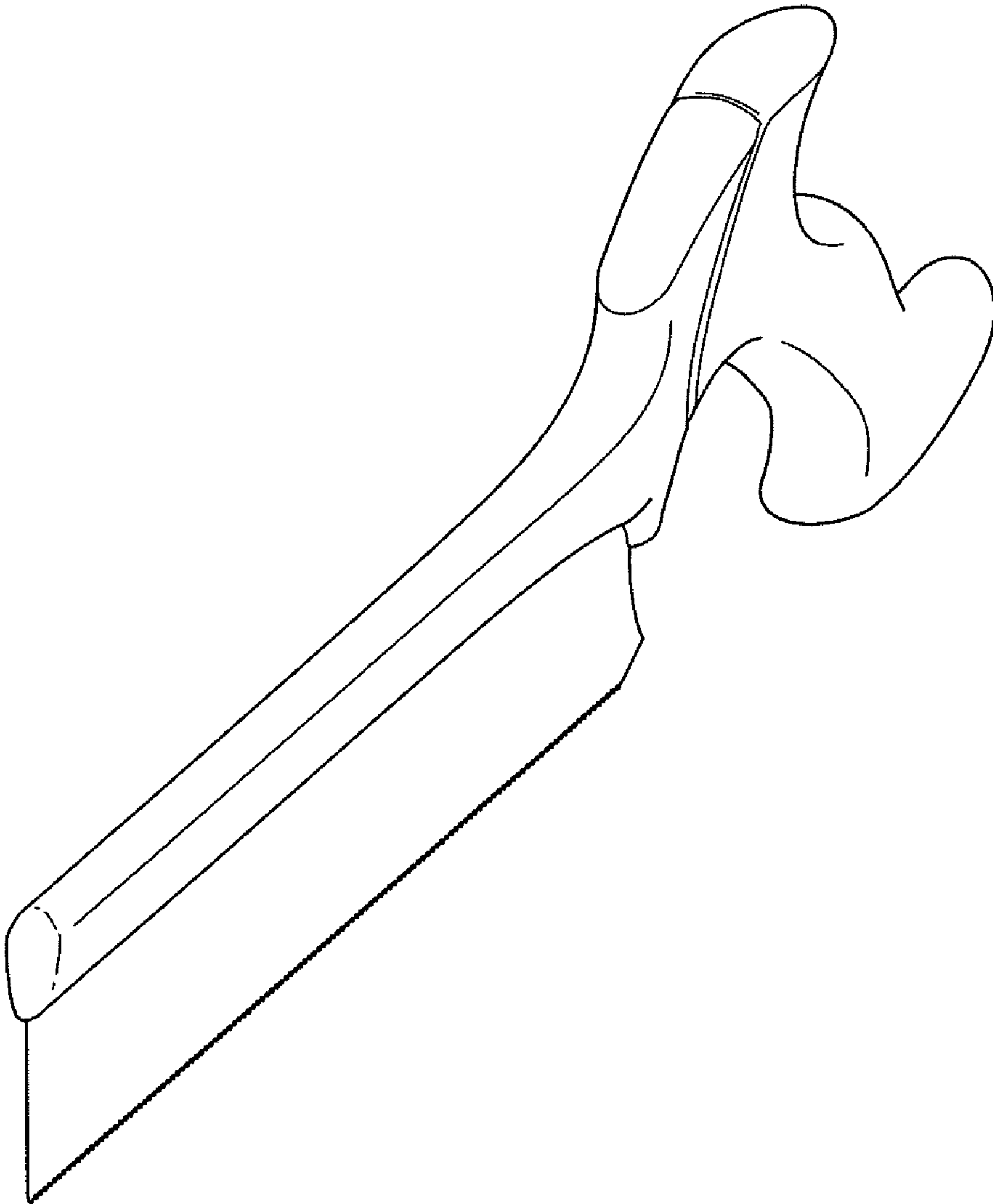


FIG. 1

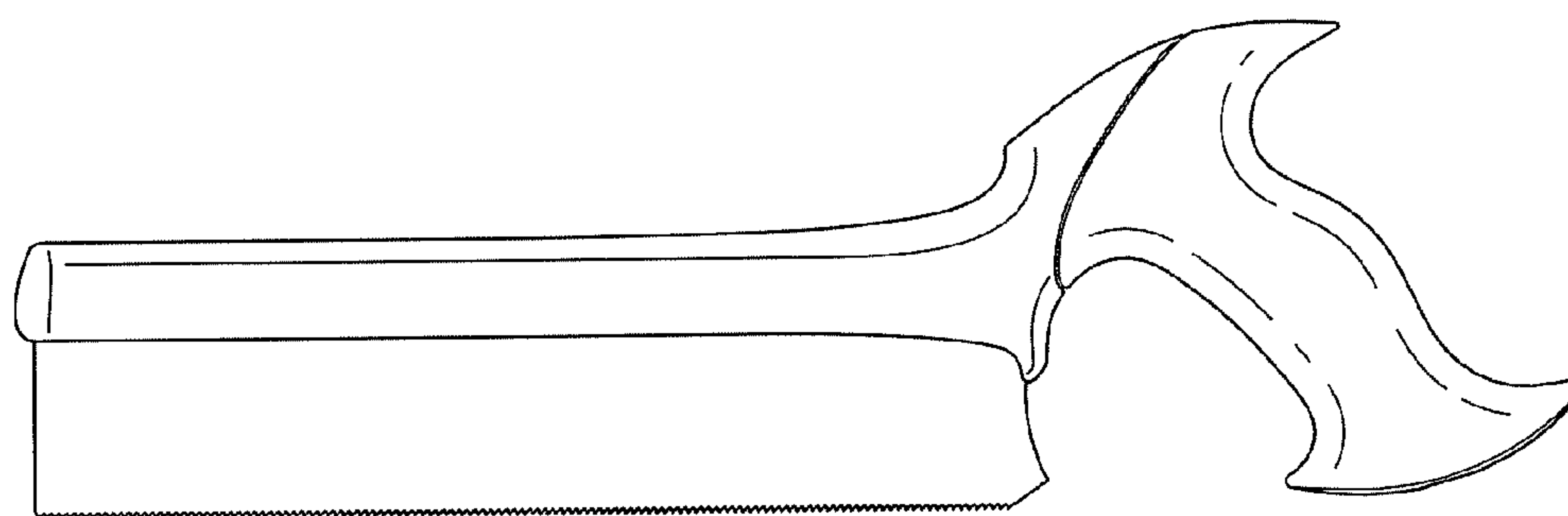


FIG. 2

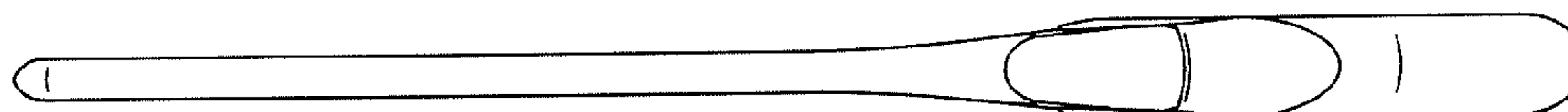


FIG. 3




FIG. 4



FIG. 5



FIG. 6