



US00D605906S

(12) **United States Design Patent**  
**Smith et al.**

(10) **Patent No.:** **US D605,906 S**

(45) **Date of Patent:** **\*\* Dec. 15, 2009**

(54) **FOOD ZESTER**

(75) Inventors: **Richard S. Smith**, Hot Springs, AR  
(US); **Louis Challant**, Hot Springs, AR  
(US)

(73) Assignee: **Smith Abrasives, Inc.**, Hot Springs, AR  
(US)

(\*\*) Term: **14 Years**

(21) Appl. No.: **29/313,853**

(22) Filed: **Feb. 13, 2009**

(51) **LOC (9) Cl.** ..... **07-04**

(52) **U.S. Cl.** ..... **D7/678**

(58) **Field of Classification Search** ..... D7/678,  
D7/693, 381; D8/90-94; 407/29.15, 29.1;  
241/93, 95, 273.1-273.4, 280-282, 168,  
241/169, 169.1

See application file for complete search history.

(56) **References Cited**

**U.S. PATENT DOCUMENTS**

861,359	A *	7/1907	Dunlap	.....	241/95
2,282,660	A *	5/1942	Lee	.....	99/567
3,501,821	A *	3/1970	Ford	.....	407/29.15
4,587,868	A *	5/1986	Kuwica	.....	407/29.15
4,941,246	A *	7/1990	Finnegan	.....	407/29.15
D347,979	S *	6/1994	Feer et al.	.....	D7/678

D455,323	S *	4/2002	Mistretta	.....	D7/678
D471,067	S *	3/2003	Coburn et al.	.....	D7/669
6,640,812	B2 *	11/2003	Ayzman	.....	132/76.4

\* cited by examiner

*Primary Examiner*—Terry A Wallace

(74) *Attorney, Agent, or Firm*—Edward D. Gilhooly

(57) **CLAIM**

The ornamental design for a food zester, as shown and described.

**DESCRIPTION**

FIG. 1 is a top perspective view of the design for a food zester of the invention;

FIG. 2 is a top plan view of the food zester of FIG. 1;

FIG. 3 is a bottom plan view of the food zester of FIG. 1;

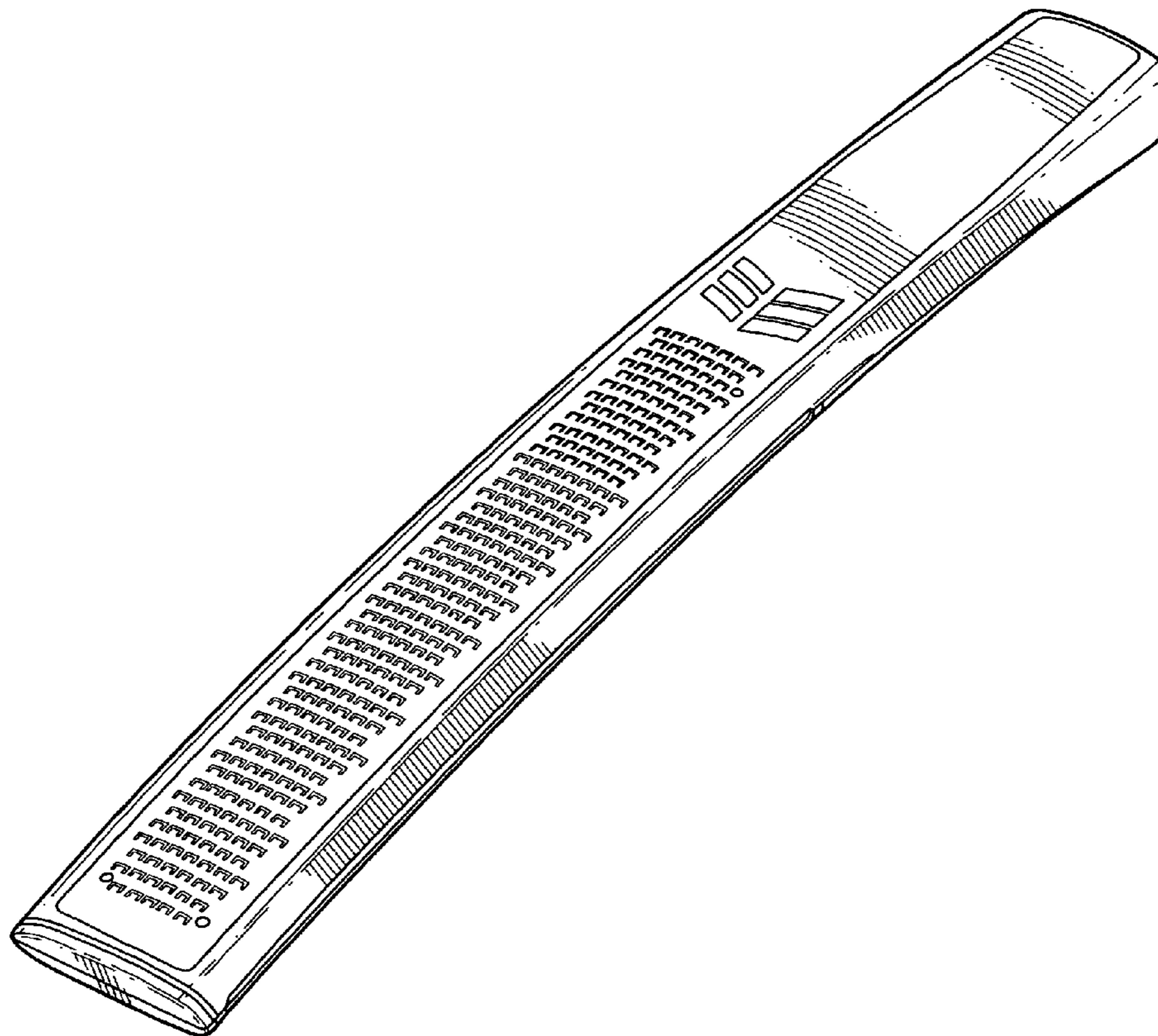
FIG. 4 is a right side elevational view, viewing FIG. 2, of the food zester of FIG. 1;

FIG. 5 is a left side elevational view, viewing FIG. 2, of the food zester of FIG. 1;

FIG. 6 is a left end elevational view, viewing FIG. 4, of the food zester of FIG. 1; and,

FIG. 7 is a right end elevational view, viewing FIG. 4, of the food zester of FIG. 1.

**1 Claim, 4 Drawing Sheets**



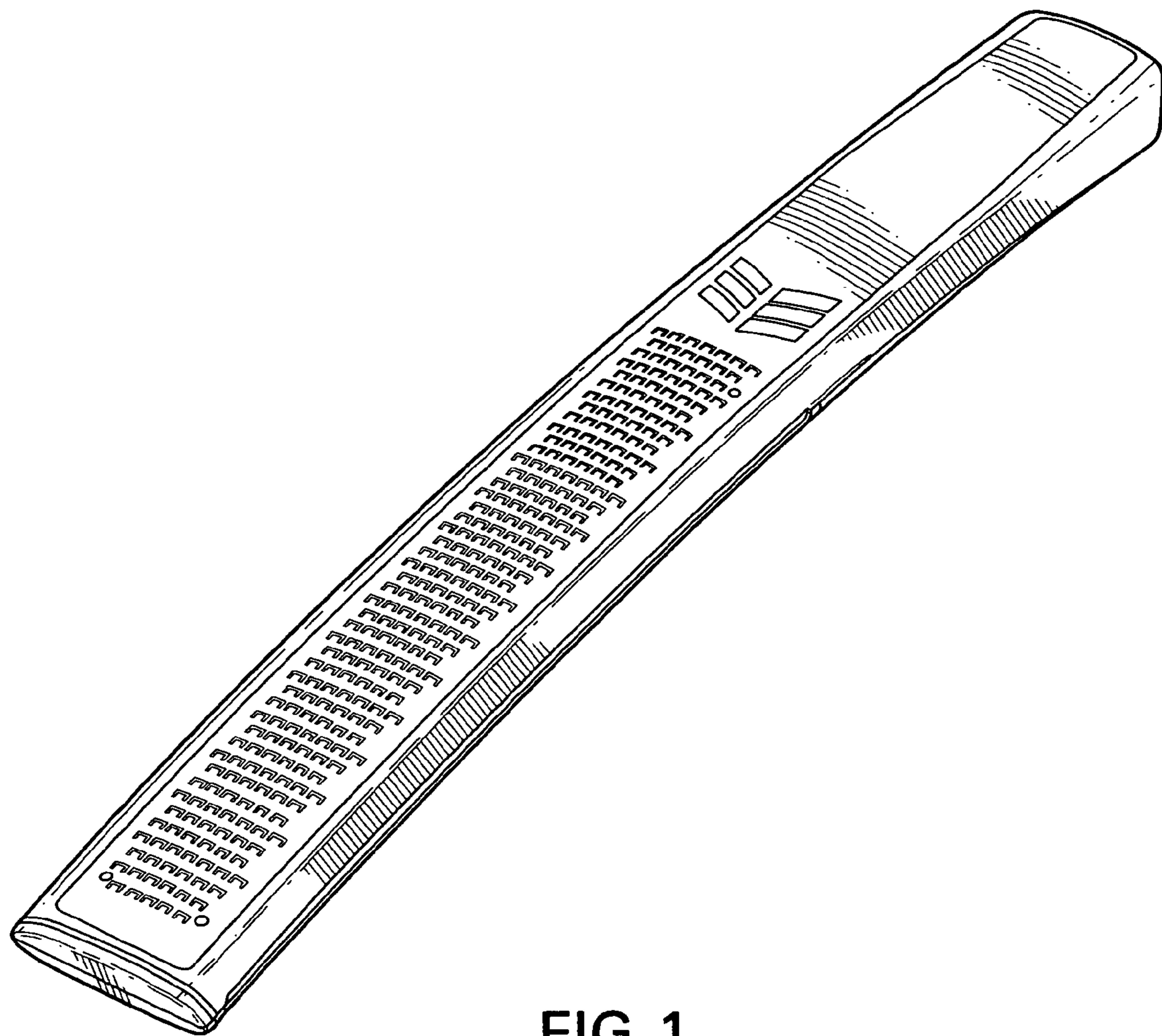


FIG. 1

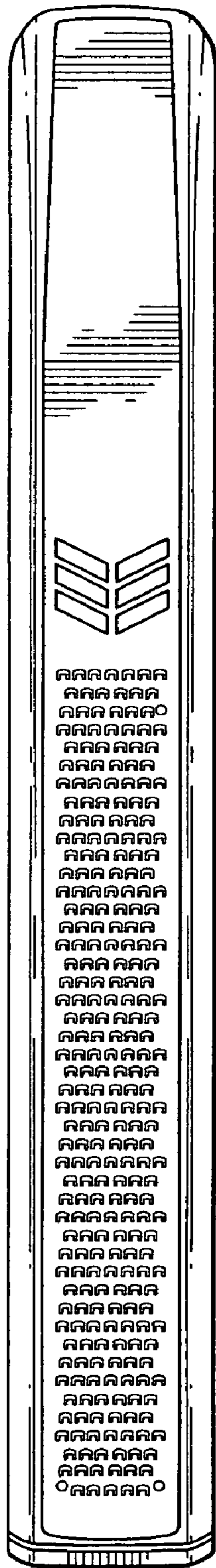


FIG. 2

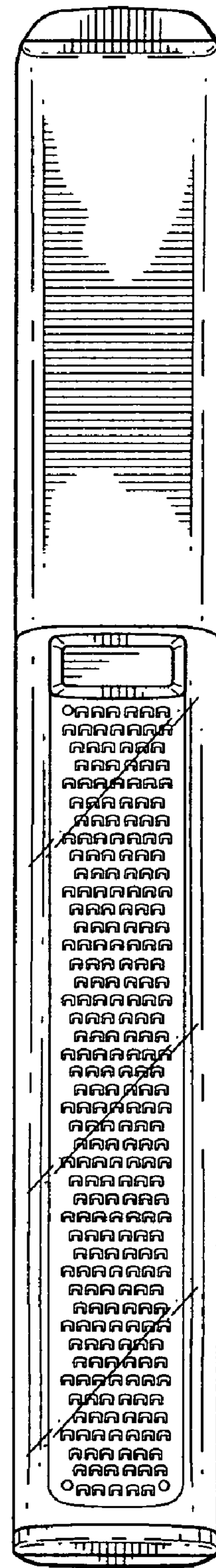


FIG. 3

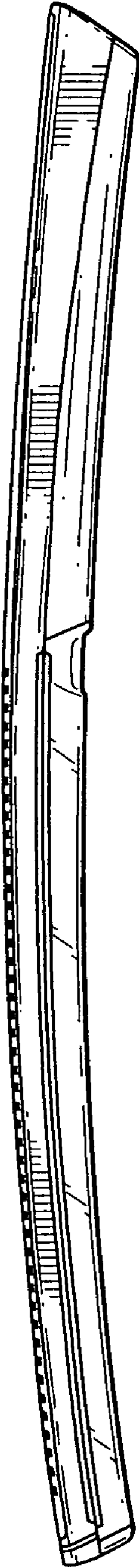


FIG. 4

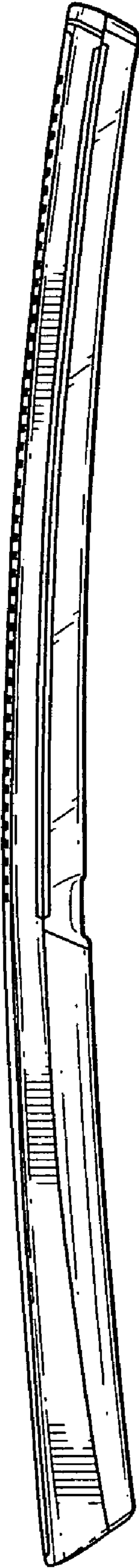
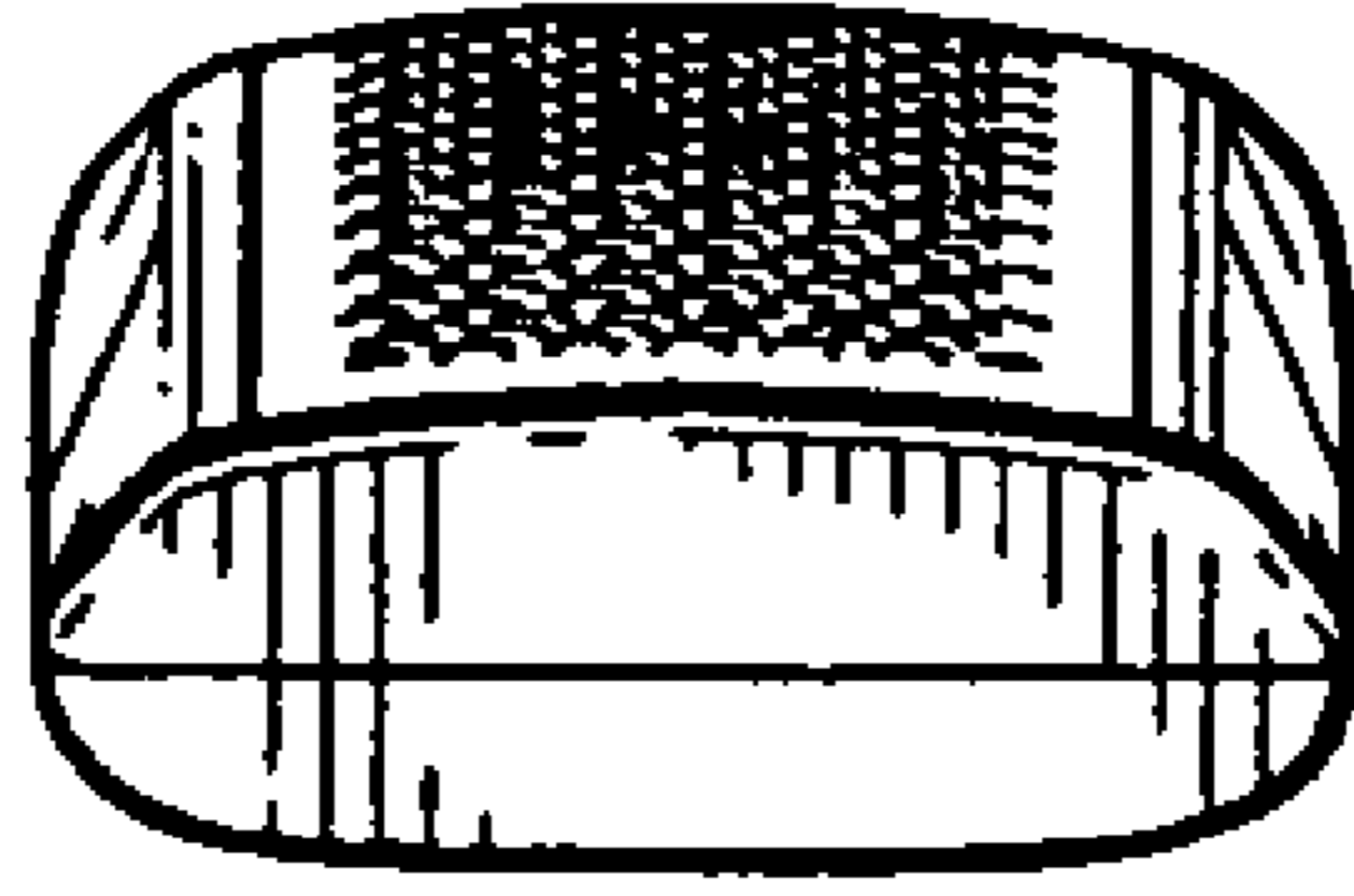
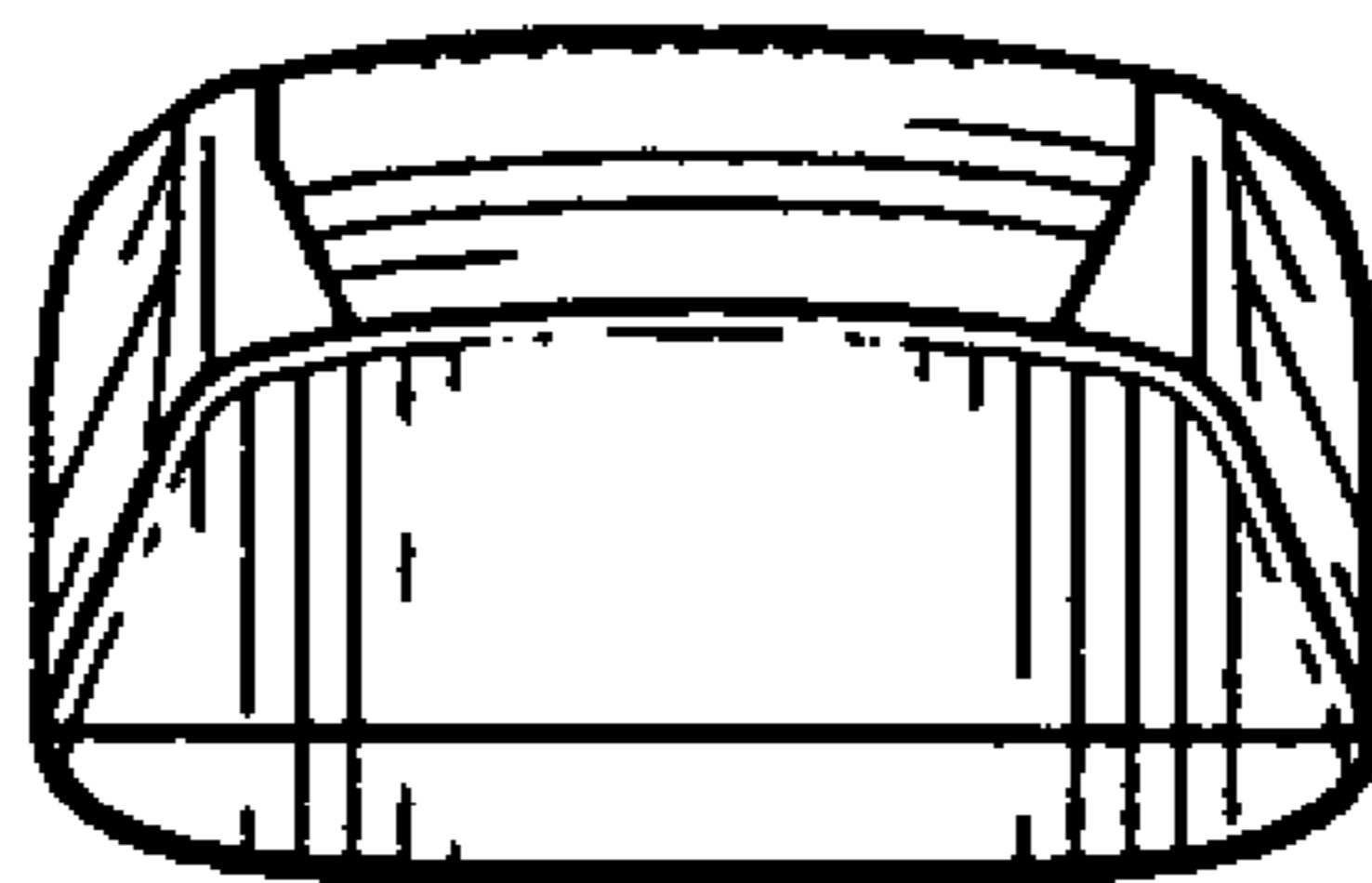


FIG. 5



**FIG. 6**



**FIG. 7**