



US00D605904S

(12) **United States Design Patent**  
**Richmond**

(10) **Patent No.:** **US D605,904 S**

(45) **Date of Patent:** **\*\* Dec. 15, 2009**

(54) **SPOON**

D559,633 S \* 1/2008 Junko ..... D7/653

(75) Inventor: **Colin Richmond**, Scottsville, NY (US)

\* cited by examiner

(73) Assignee: **Oneida, Ltd.**, Oneida, NY (US)

*Primary Examiner*—Caron Veynar

*Assistant Examiner*—Ricky Pham

(\*\*) Term: **14 Years**

(74) *Attorney, Agent, or Firm*—Marjama Muldoon Blasiak & Sullivan LLP

(21) Appl. No.: **29/331,402**

(57) **CLAIM**

(22) Filed: **Jan. 26, 2009**

The ornamental design for a spoon, as shown and described.

(51) **LOC (9) Cl.** ..... **07-03**

(52) **U.S. Cl.** ..... **D7/653**

(58) **Field of Classification Search** ..... D7/368,  
D7/395, 401.2, 642–646, 649–654, 660–669,  
D7/675–676, 683, 688–692, 695–696; 30/137,  
30/141–143, 147–150, 322–327, 329, 340,  
30/342–346; 416/70 R

**DESCRIPTION**

See application file for complete search history.

FIG. 1 is a top plan view of a spoon, illustrating my new Design;

FIG. 2 is a right side view thereof, the left side view being a mirror image thereof;

FIG. 3 is a bottom view thereof;

FIG. 4 is a cross-sectional view taken through line 4–4 of FIG. 1;

FIG. 5 is a cross-sectional view taken through line 5–5 of FIG. 1; and,

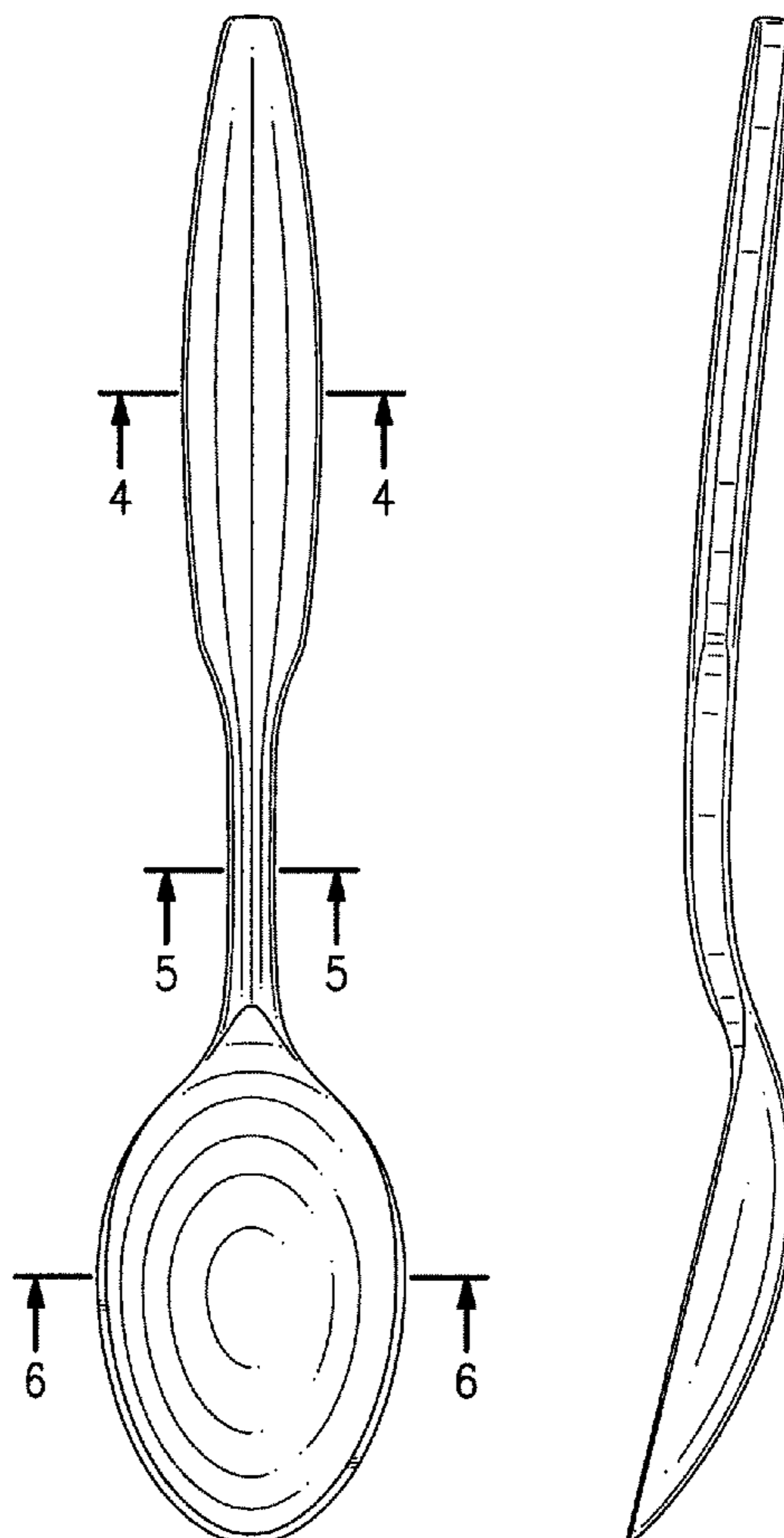
FIG. 6 is a cross-sectional view taken through line 6–6 of FIG. 1.

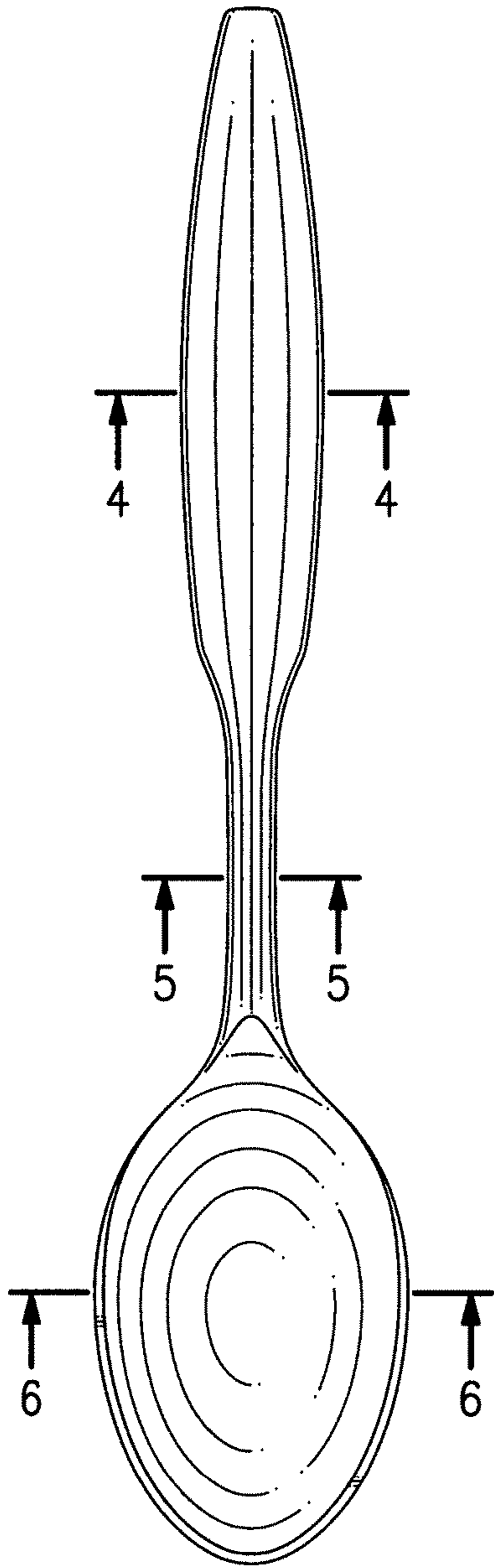
(56) **References Cited**

**U.S. PATENT DOCUMENTS**

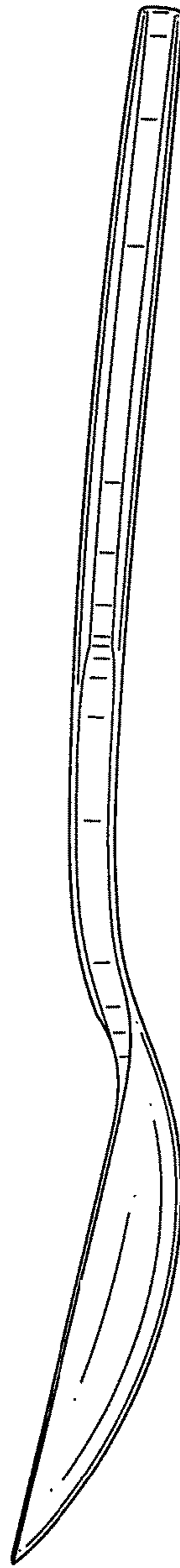
D153,616 S *	5/1949	Mercer	.....	D7/664
D197,666 S *	3/1964	Denzel	.....	D7/653
D411,418 S *	6/1999	Shane-Schuldt	.....	D7/653
D490,661 S *	6/2004	Shane-Schuldt	.....	D7/653
D557,997 S *	12/2007	Ito	.....	D7/653

**1 Claim, 1 Drawing Sheet**

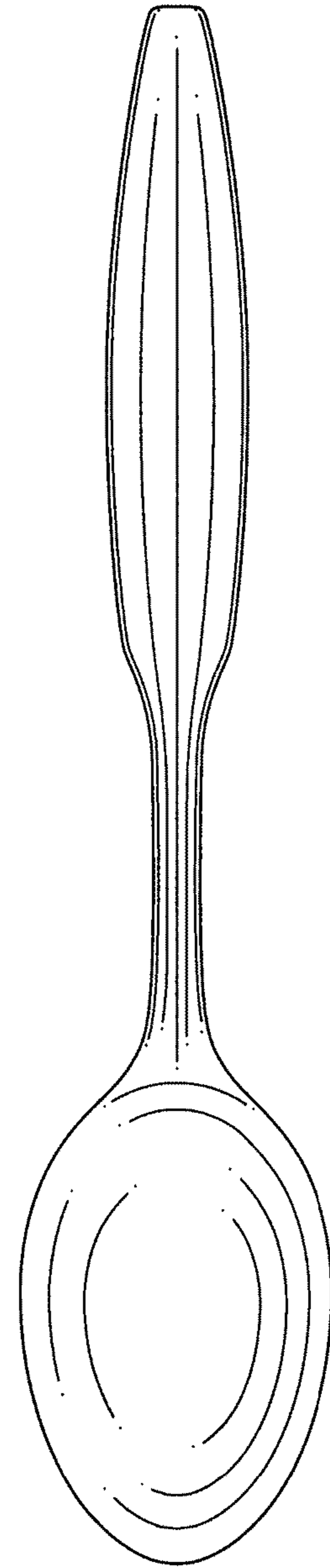




**FIG. 1**



**FIG. 2**



**FIG. 3**



**FIG. 4**



**FIG. 5**



**FIG. 6**