



US00D605901S

(12) **United States Design Patent**  
**Price**

(10) **Patent No.:** **US D605,901 S**

(45) **Date of Patent:** **\*\* Dec. 15, 2009**

(54) **CONTAINER HOLDER**

D566,480 S \* 4/2008 Lawler ..... D7/620  
D574,670 S \* 8/2008 Grady ..... D7/620  
D588,873 S \* 3/2009 Schiettecatte et al. .... D7/620

(76) Inventor: **Steve Price**, 4354 Schinkal Rd.,  
Cincinnati, OH (US) 45248

\* cited by examiner

(\*\*) Term: **14 Years**

*Primary Examiner*—Caron Veynar

*Assistant Examiner*—Garth Rademaker

(21) Appl. No.: **29/331,934**

(74) *Attorney, Agent, or Firm*—Wood, Herron & Evans,  
L.L.P.

(22) Filed: **Feb. 5, 2009**

(57) **CLAIM**

(51) **LOC (9) Cl.** ..... **07-06**

(52) **U.S. Cl.** ..... **D7/620; D6/405**

(58) **Field of Classification Search** ..... D6/403–405,  
D6/556–558; D7/417, 601, 619.1, 620; D8/1;  
D11/143–145, 148; D21/385, 392; D25/100;  
D34/5, 6; D99/19; 47/39, 42–47, 67, 68,  
47/71

The ornamental design for a container holder, as shown and described.

See application file for complete search history.

**DESCRIPTION**

(56) **References Cited**

U.S. PATENT DOCUMENTS

948,672	A *	2/1910	Müller	.....	47/47
2,520,818	A *	8/1950	Terry	.....	D8/1
D248,364	S *	7/1978	Allen	.....	D34/6
D376,443	S *	12/1996	Porter	.....	D26/138
D392,141	S *	3/1998	Cavanaugh	.....	D6/556
D419,810	S *	2/2000	John	.....	D6/556
D439,072	S *	3/2001	Hendrikson	.....	D6/403
D443,153	S *	6/2001	Thomas	.....	D6/404
D446,663	S *	8/2001	Thomas	.....	D6/404
6,487,816	B1 *	12/2002	Wolter	.....	47/47
D477,448	S *	7/2003	Cuccaro	.....	D6/556
D517,343	S *	3/2006	Hayes	.....	D6/403
D518,390	S *	4/2006	Poffenberger	.....	D10/46.1

FIG. 1 is a perspective view of a container holder, showing my new design.

FIG. 2 is a front view of the container holder shown in FIG. 1.

FIG. 3 is a first side view of the container holder shown in FIG. 1.

FIG. 4 is a rear view of the container holder shown in FIG. 1.

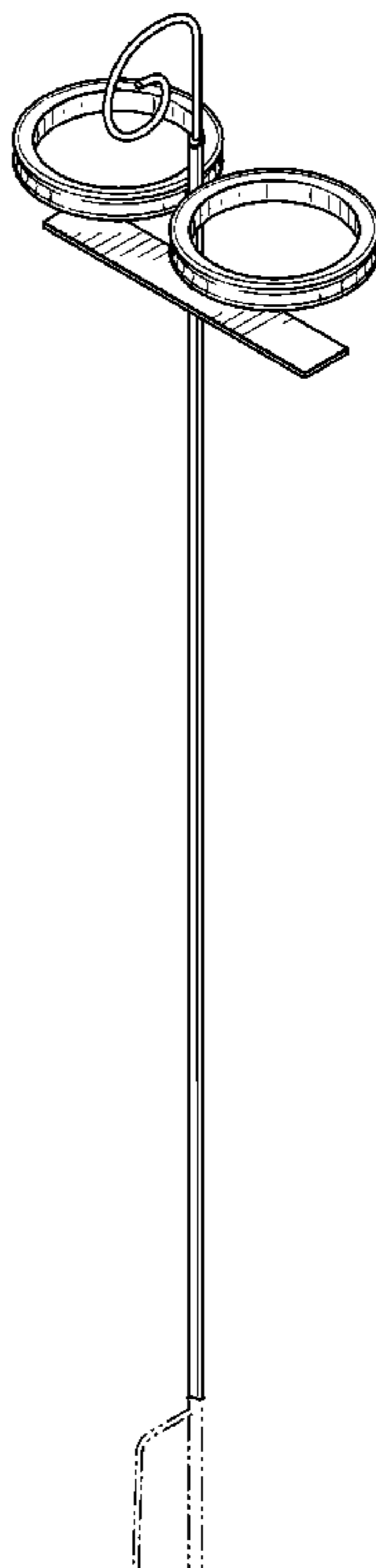
FIG. 5 is a second side view of the container holder shown in FIG. 1, opposite the side shown in FIG. 3.

FIG. 6 is a bottom view of the container holder shown in FIG. 1; and,

FIG. 7 is a top view of the container holder shown in FIG. 1.

The fork at the bottom of the container holder is shown in phantom, to indicate that it forms no part of the claimed design.

**1 Claim, 2 Drawing Sheets**



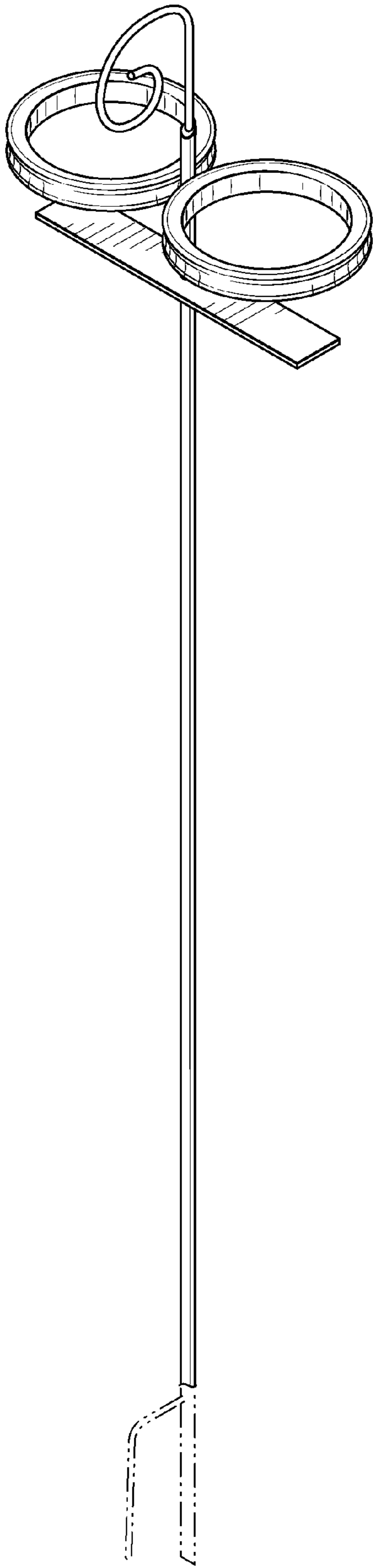


FIG. 1

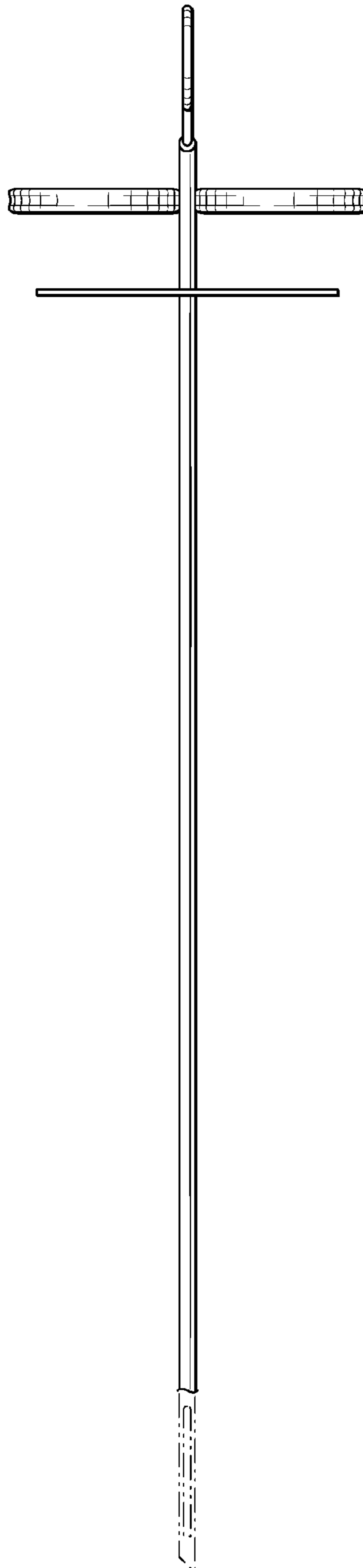


FIG. 2

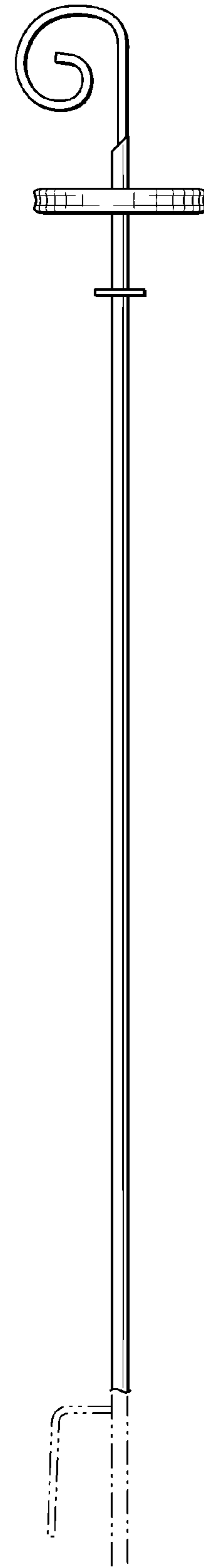


FIG. 3

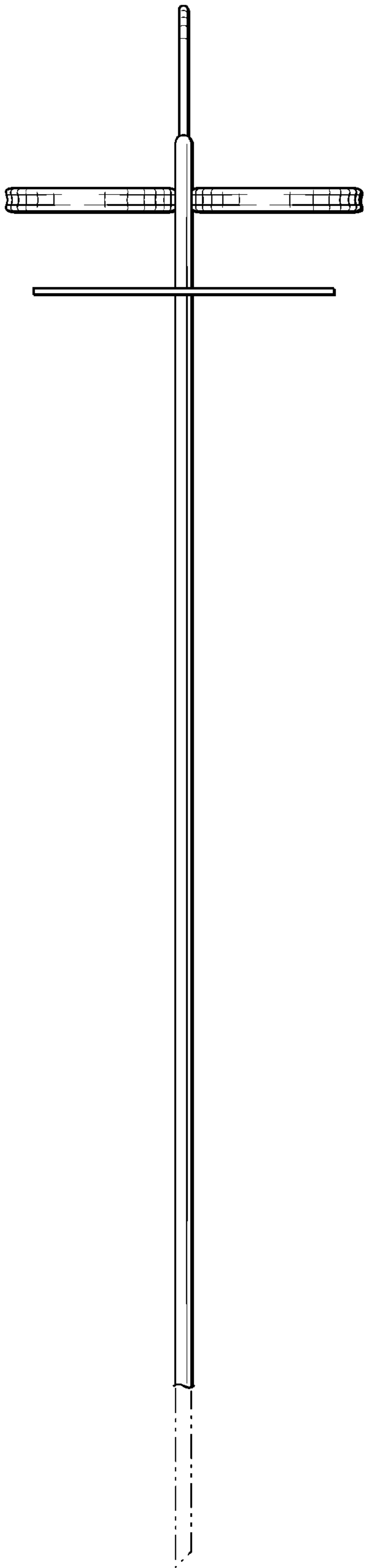


FIG. 4

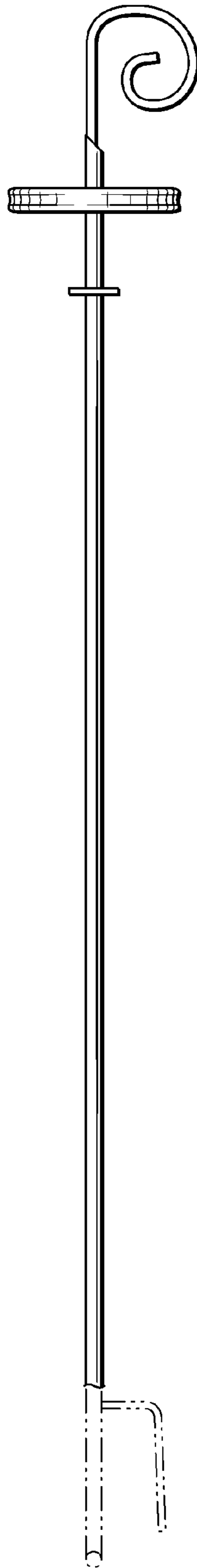


FIG. 5

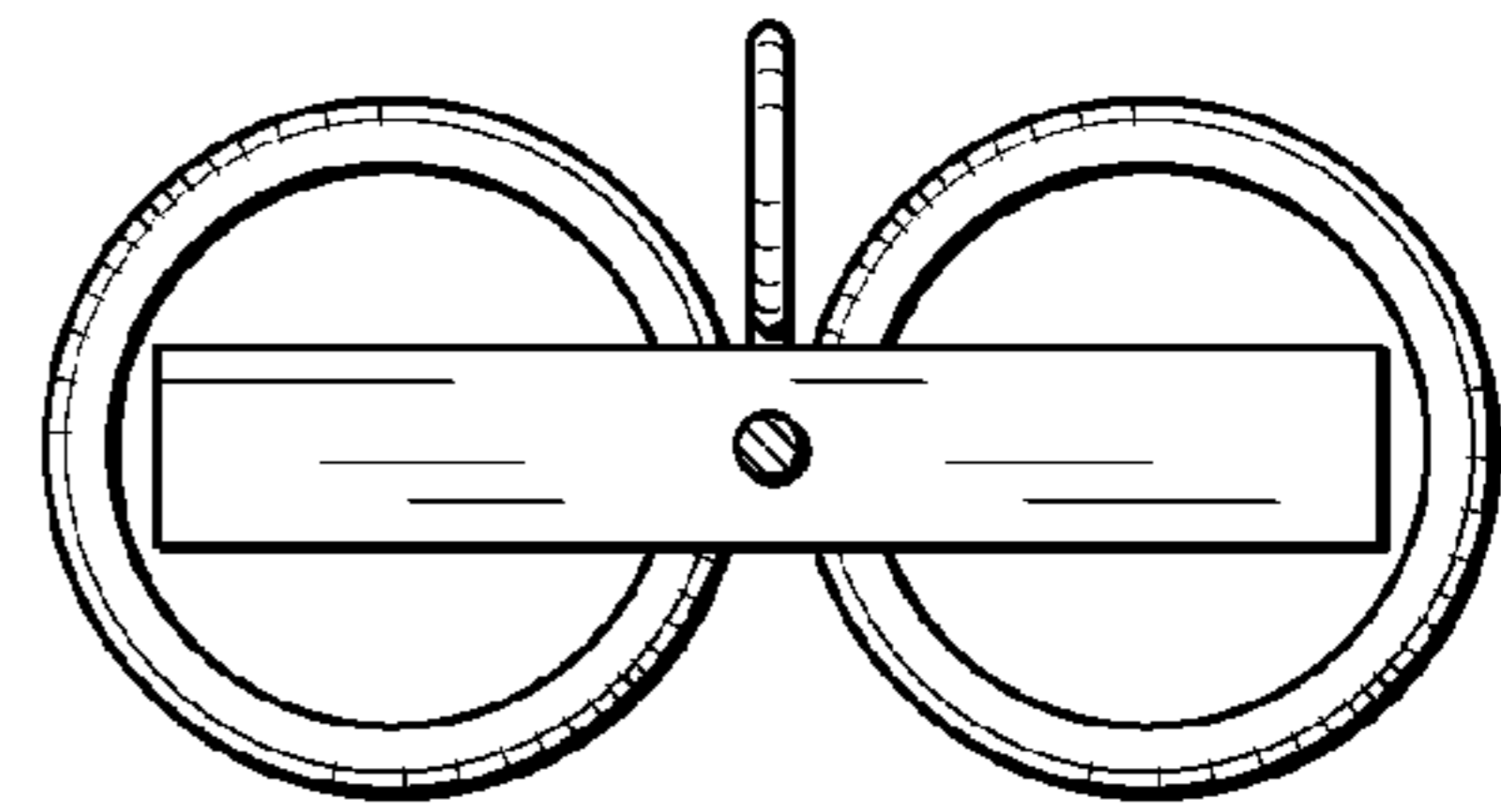


FIG. 6




FIG. 7