

US00D605897S

(12) **United States Design Patent**
Brown

(10) **Patent No.:** **US D605,897 S**

(45) **Date of Patent:** **** *Dec. 15, 2009**

(54) **DIPPING CUP WITH LIP**

(75) Inventor: **Charles B. Brown**, New York, NY (US)

(73) Assignee: **Bryan, Bradley & Company, LLC**,
New York, NY (US)

(*) Notice: This patent is subject to a terminal disclaimer.

(**) Term: **14 Years**

(21) Appl. No.: **29/304,397**

(22) Filed: **Feb. 29, 2008**

(51) **LOC (9) Cl.** **07-01**

(52) **U.S. Cl.** **D7/566; D7/570**

(58) **Field of Classification Search** D7/500,
D7/550.1, 566, 545, 554.2, 553.2, 584, 586;
D9/424; 229/406; 206/565; 220/574, 555,
220/560, 575

See application file for complete search history.

(56) **References Cited**

U.S. PATENT DOCUMENTS

184,322	A *	11/1876	Benham	220/574
D37,103	S	8/1904	Haviland		
D93,163	S *	8/1934	Hart	D7/566
2,023,470	A *	12/1935	Hart	220/574
2,121,654	A *	6/1938	Donchian	220/574
D156,855	S	1/1950	Tupper		
D156,985	S *	1/1950	Moffett, Jr.	D1/122
D160,829	S	11/1950	Yutzey		
2,763,421	A *	9/1956	Bennett	229/406
3,009,599	A *	11/1961	Schier et al.	220/574
D211,817	S	7/1968	Weir		

D335,758	S *	5/1993	Stickle	D1/122
D363,573	S	10/1995	Rehn		
D389,373	S	1/1998	Belue		
D449,965	S	11/2001	Liu		
D472,429	S *	4/2003	Scherer	D7/570
D508,824	S	8/2005	Vendl et al.		
D516,383	S *	3/2006	Kilders	D7/566
D520,304	S	5/2006	Kilders		
D536,507	S *	2/2007	Schroder	D1/113
D543,075	S	5/2007	Ablo		
D545,114	S	6/2007	Lion et al.		

* cited by examiner

Primary Examiner—Robert M Spear

Assistant Examiner—Cynthia Underwood

(74) *Attorney, Agent, or Firm*—Fraser Clemens Martin & Miller LLC; J. Douglas Miller

(57) **CLAIM**

The ornamental design for a dipping cup with lip, as shown and described.

DESCRIPTION

FIG. 1 is a perspective view of a dipping cup with a lip;

FIG. 2 is a top plan view of the dipping cup of FIG. 1;

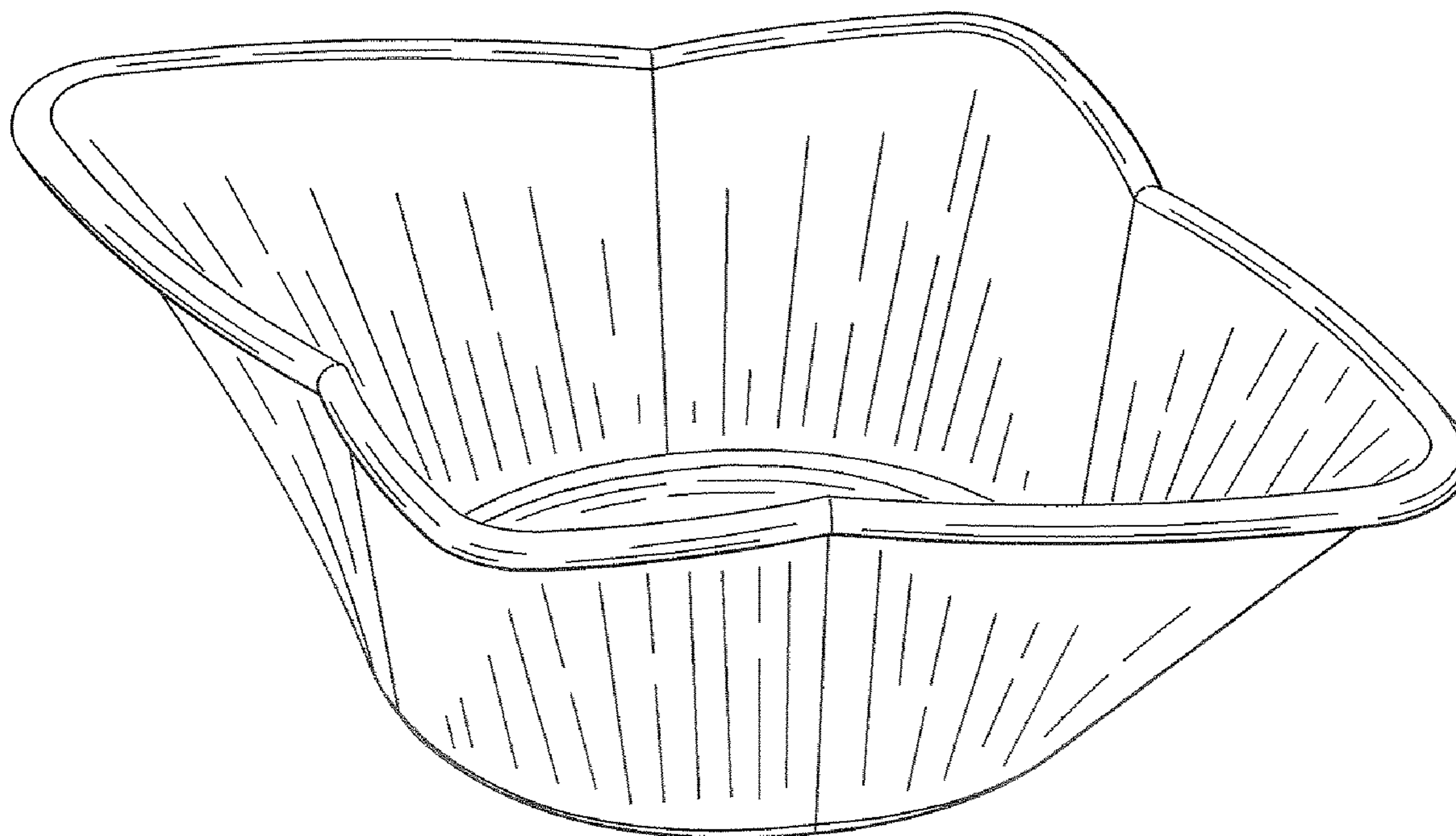
FIG. 3 is a bottom plan view of the dipping cup of FIG. 1;

FIG. 4 is a front elevational view thereof; and,

FIG. 5 is a side elevational view thereof.

The ornamental design which is claimed is shown in solid lines in the drawings. Any broken lines in the drawings are for illustrative purposes only and form no part of the claimed design.

1 Claim, 2 Drawing Sheets






FIG. 1

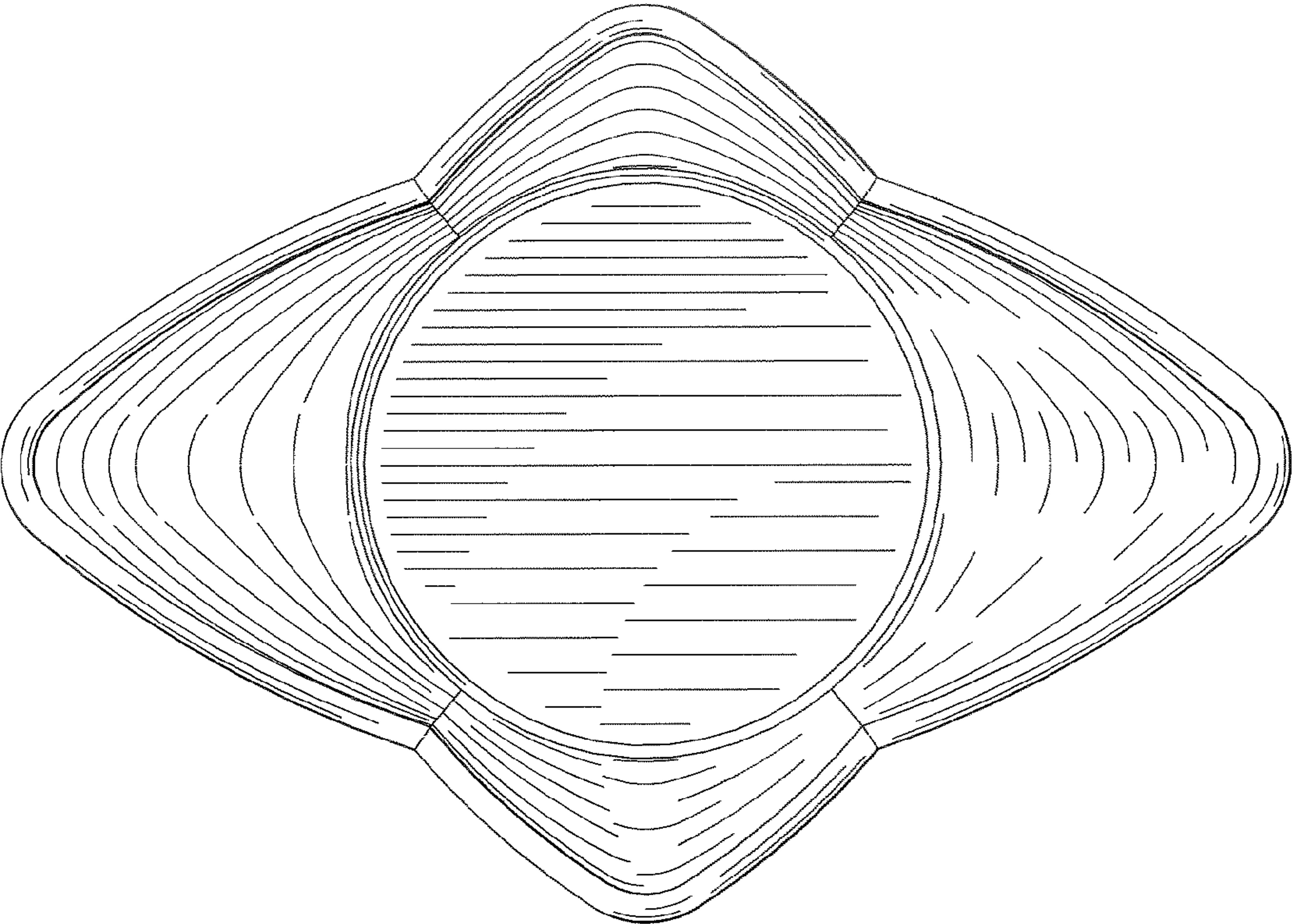


FIG. 2

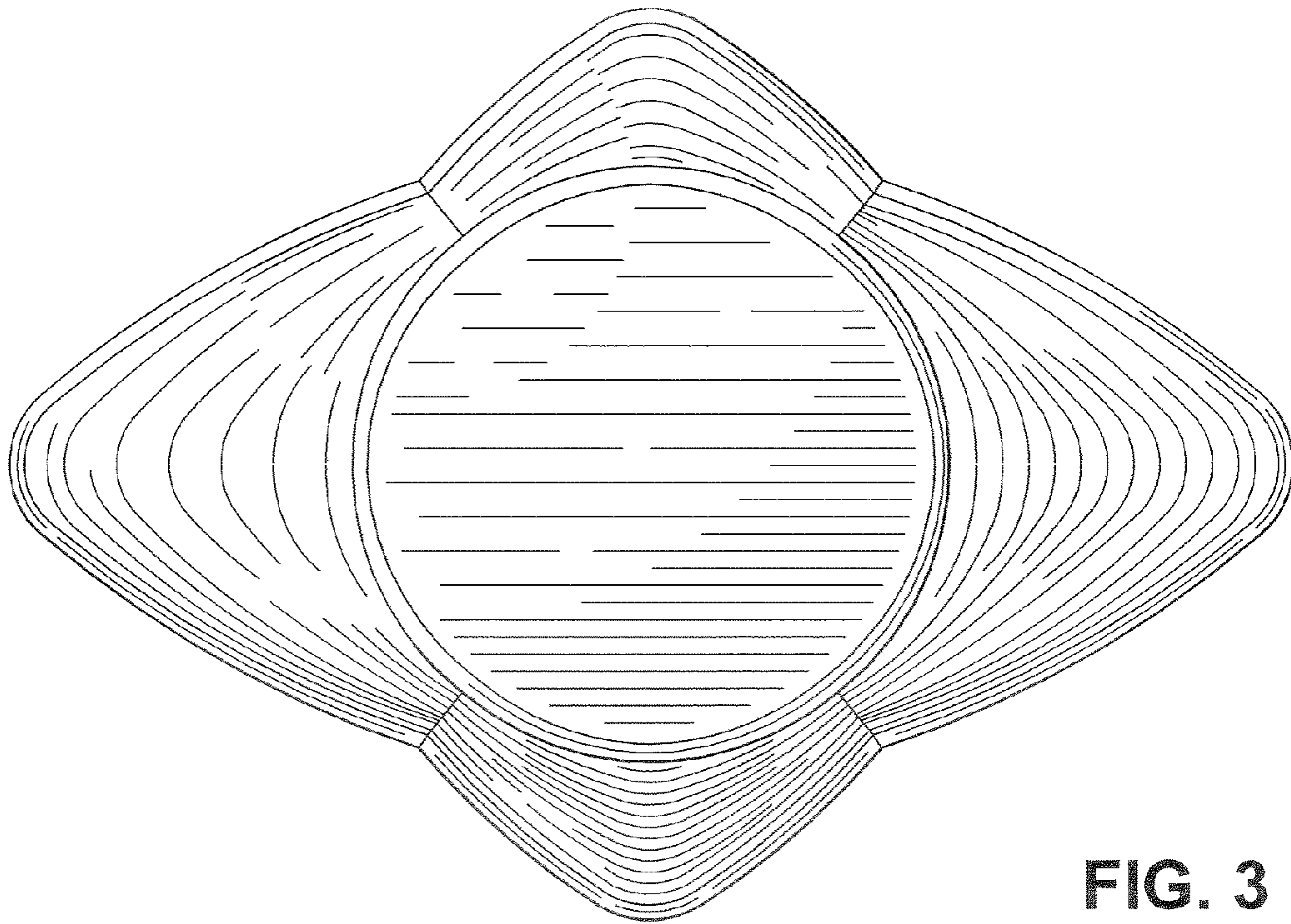


FIG. 3

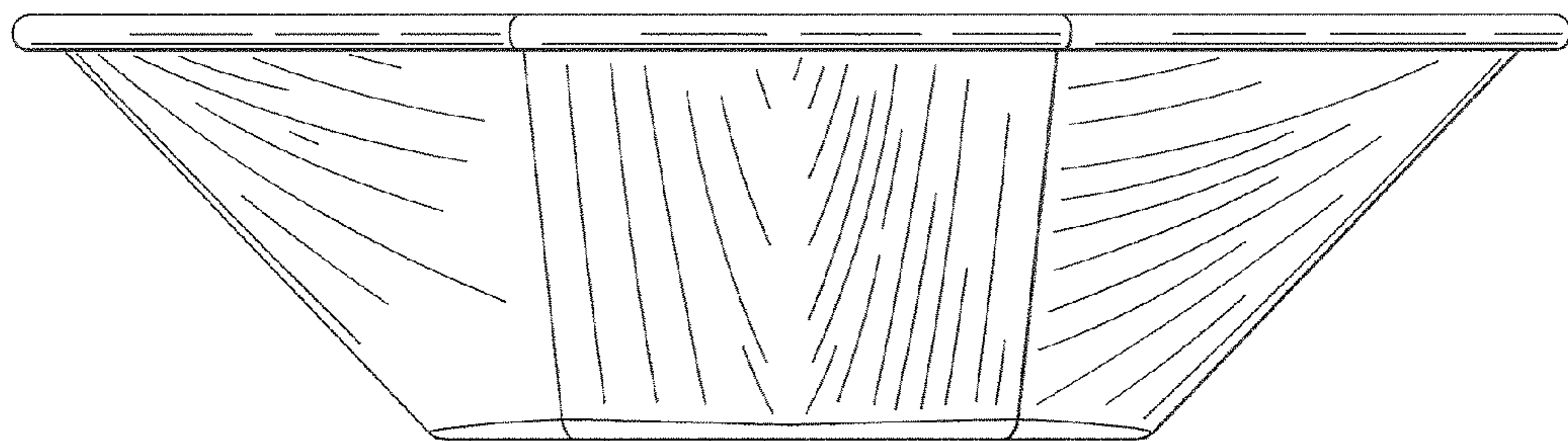


FIG. 4

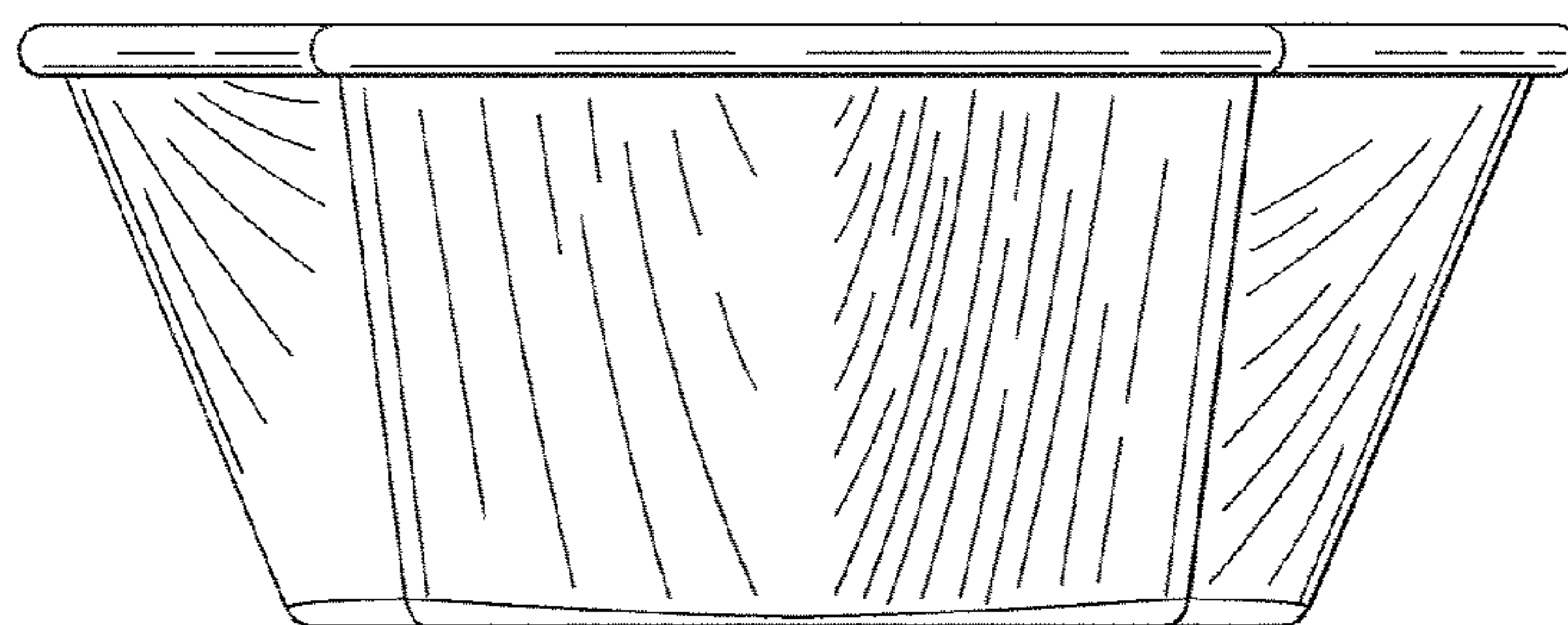


FIG. 5