



US00D605895S

(12) **United States Design Patent**  
**Abbott**

(10) **Patent No.:** **US D605,895 S**

(45) **Date of Patent:** **\*\* Dec. 15, 2009**

(54) **ROUND TOP CUP**

(75) Inventor: **Phillip G. Abbott**, Louisville, TN (US)

(73) Assignee: **Shamrock Cups, LLC**, Louisville, TN (US)

(\*\*) Term: **14 Years**

(21) Appl. No.: **29/334,823**

(22) Filed: **Apr. 2, 2009**

2,047,804 A *	7/1936	Shapiro .....	229/138
3,809,310 A *	5/1974	VanderLugt, Jr. ....	229/110
4,289,267 A *	9/1981	Mayea .....	229/109
D402,197 S *	12/1998	Poulin .....	D9/712
D406,058 S *	2/1999	Allmon .....	D9/433
5,921,465 A *	7/1999	Garton .....	229/109
6,176,420 B1 *	1/2001	Sarson et al. ....	229/128
D459,652 S *	7/2002	Beutler .....	D9/433
D495,209 S *	8/2004	Tranfaglia et al. ....	D7/512
D588,453 S *	3/2009	Glade .....	D9/430
D592,504 S *	5/2009	Jacobsson .....	D9/435

**Related U.S. Application Data**

(63) Continuation-in-part of application No. 29/331,407, filed on Jan. 26, 2009, which is a continuation-in-part of application No. 29/306,916, filed on Apr. 18, 2008.

(51) **LOC (9) Cl.** ..... **07-01**

(52) **U.S. Cl.** ..... **D7/511; D7/523; D7/510; D7/509; D9/433; D9/503**

(58) **Field of Classification Search** ..... D9/705, D9/635, 520, 517, 516, 456, 455, 454, 452, D9/444, 445, 438, 436, 435, 434, 433, 432, D9/416, 499; D26/51; 428/138; 362/101; 229/404, 128, 110, 103.3; 220/630; 206/776, 206/755, 754, 583, 522, 453, 390, 232; D7/509, D7/511, 396.2, 624.2, 602

See application file for complete search history.

(56) **References Cited**

**U.S. PATENT DOCUMENTS**

727,723 A \* 5/1903 Webb ..... 229/153

\* cited by examiner

*Primary Examiner*—Susan Bennett Hattan

(74) *Attorney, Agent, or Firm*—Luedeka, Neely & Graham, PC

(57) **CLAIM**

The ornamental design for a round top cup, as shown and described.

**DESCRIPTION**

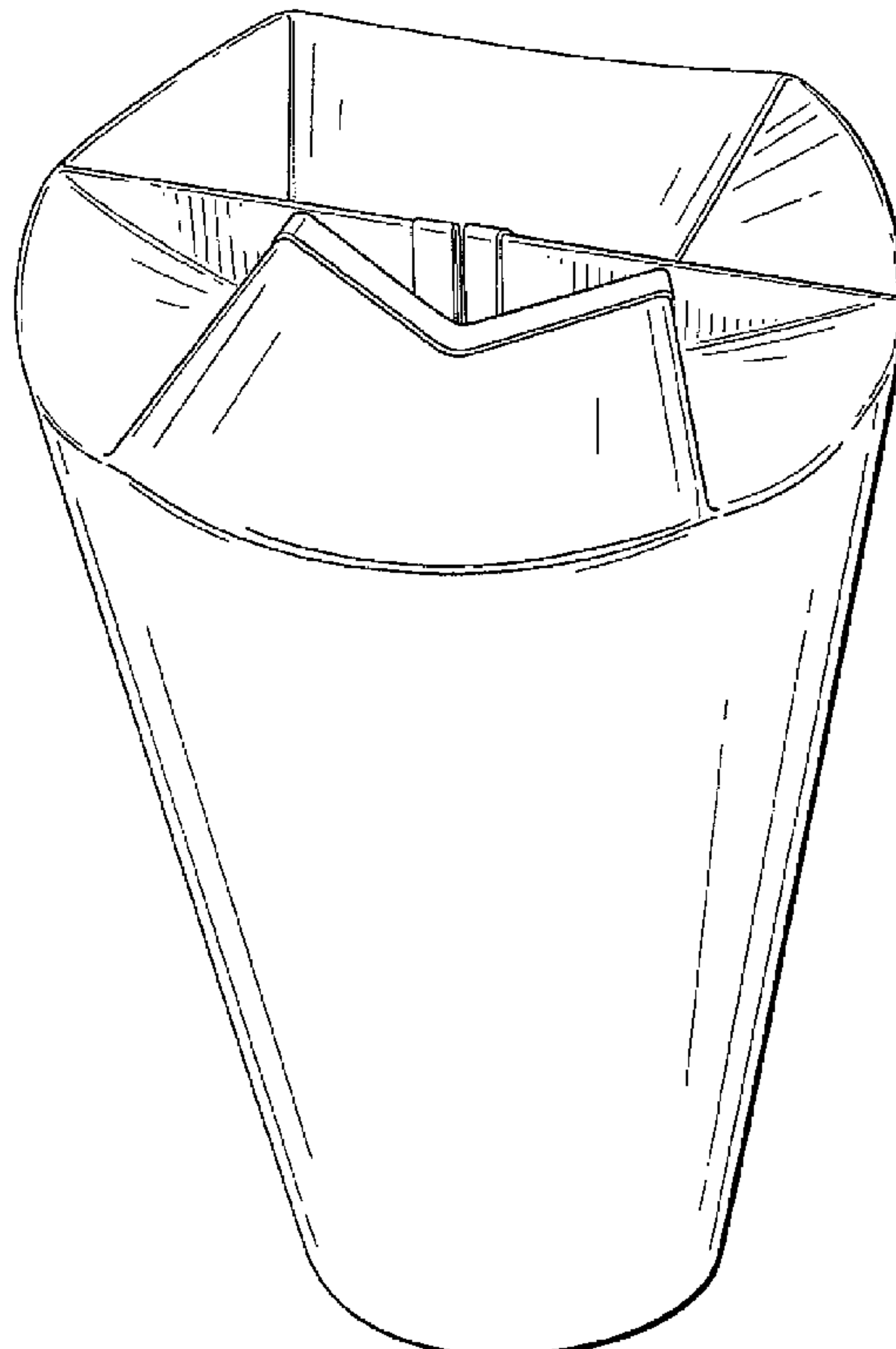
FIG. 1 is a front perspective view of the cup of my new design;

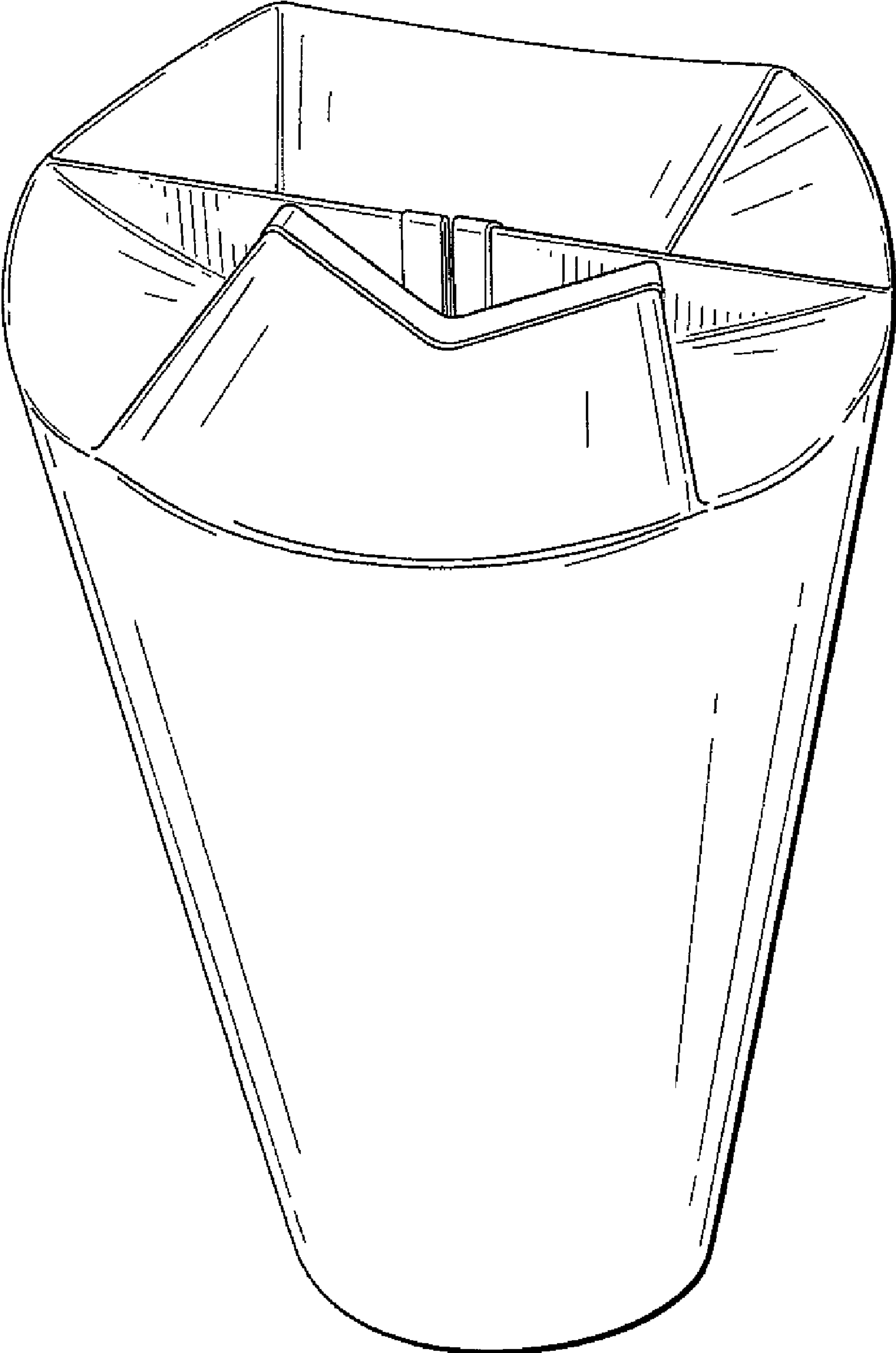
FIG. 2 is a top plan view of the cup of my new design;

FIG. 3 is a front view of the cup of my new design, the rear view being identical thereto; and,

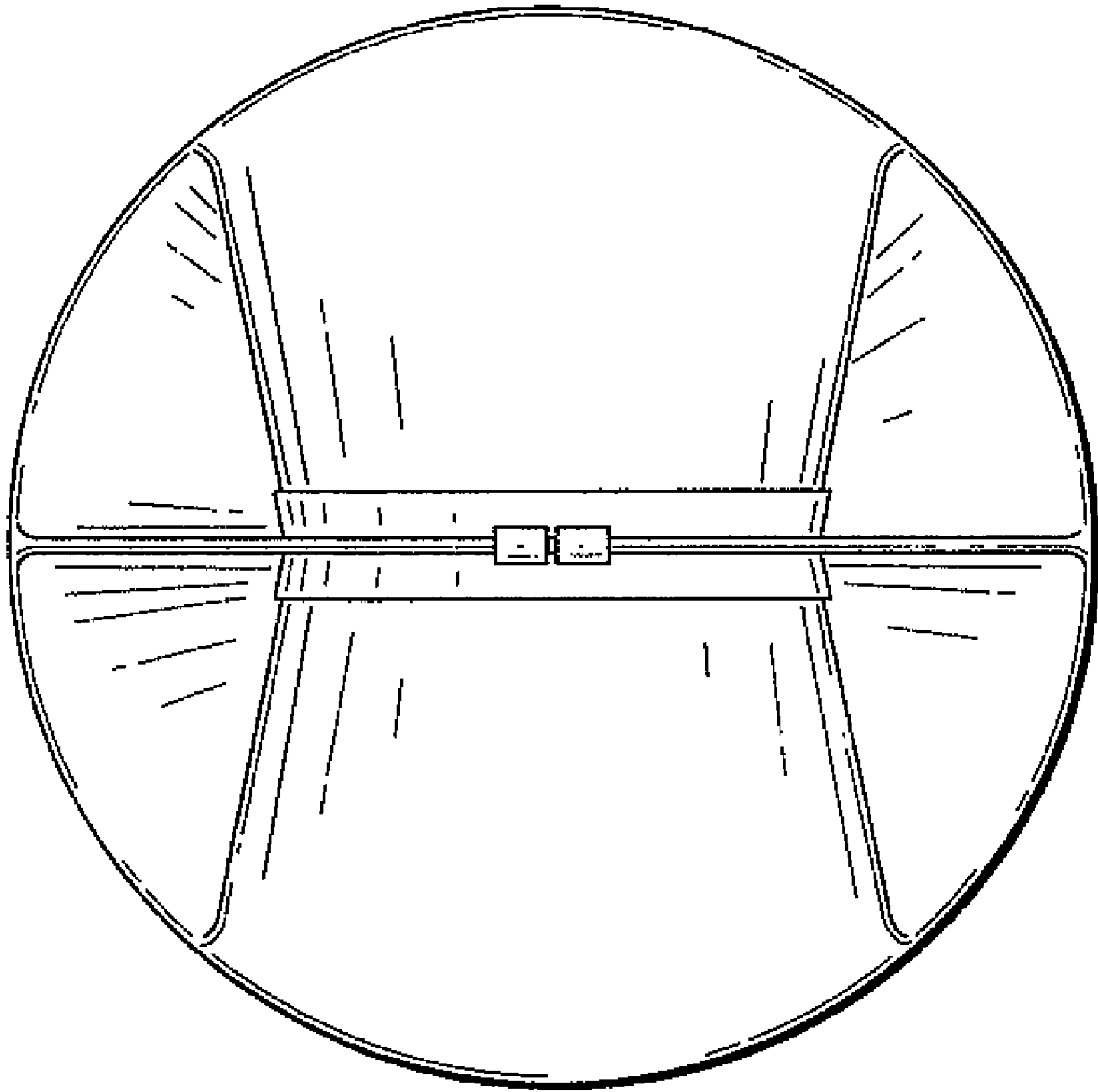
FIG. 4 is a left side view of the cup of my new design, the right side view being identical thereto.

**1 Claim, 4 Drawing Sheets**





**FIG. 1**



**FIG. 2**

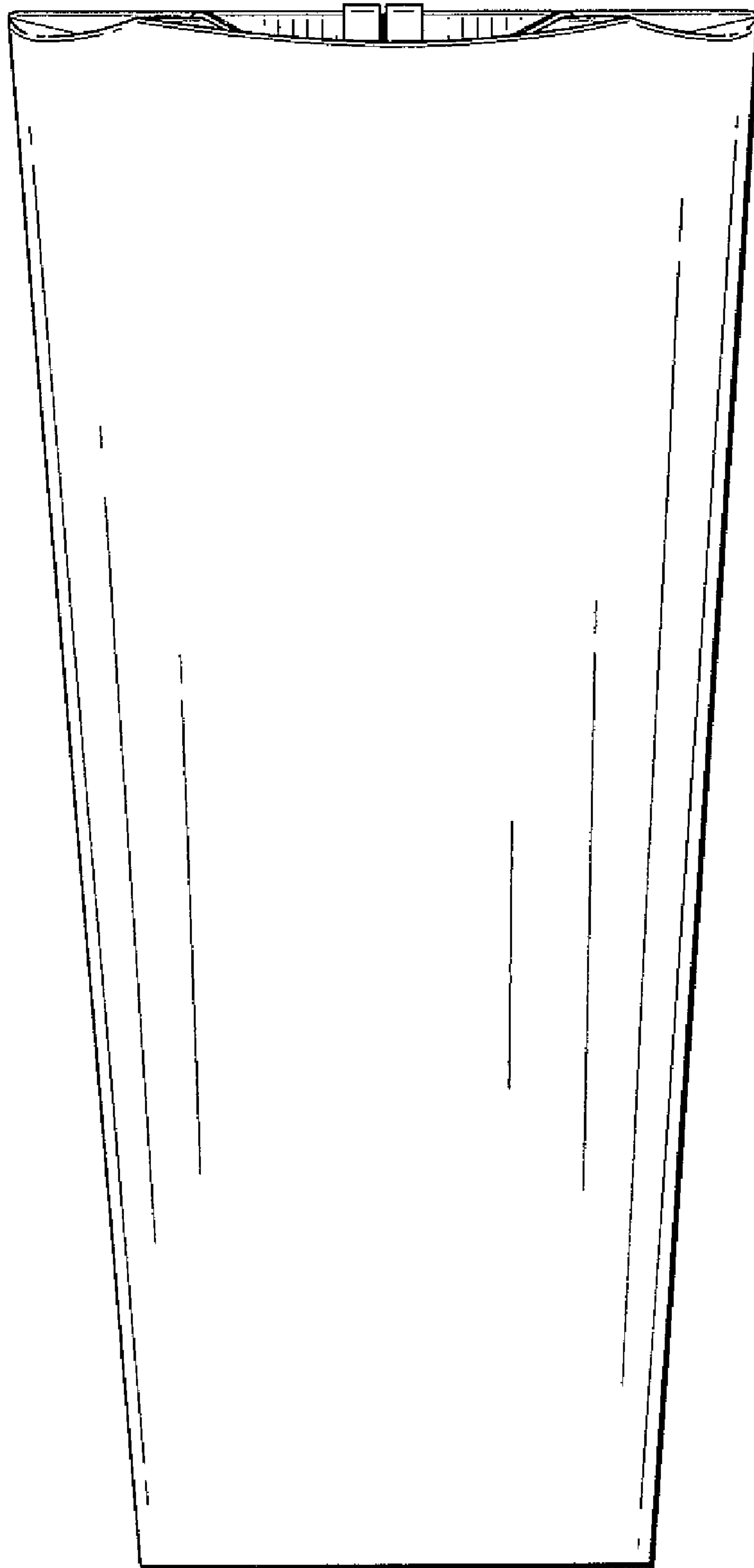
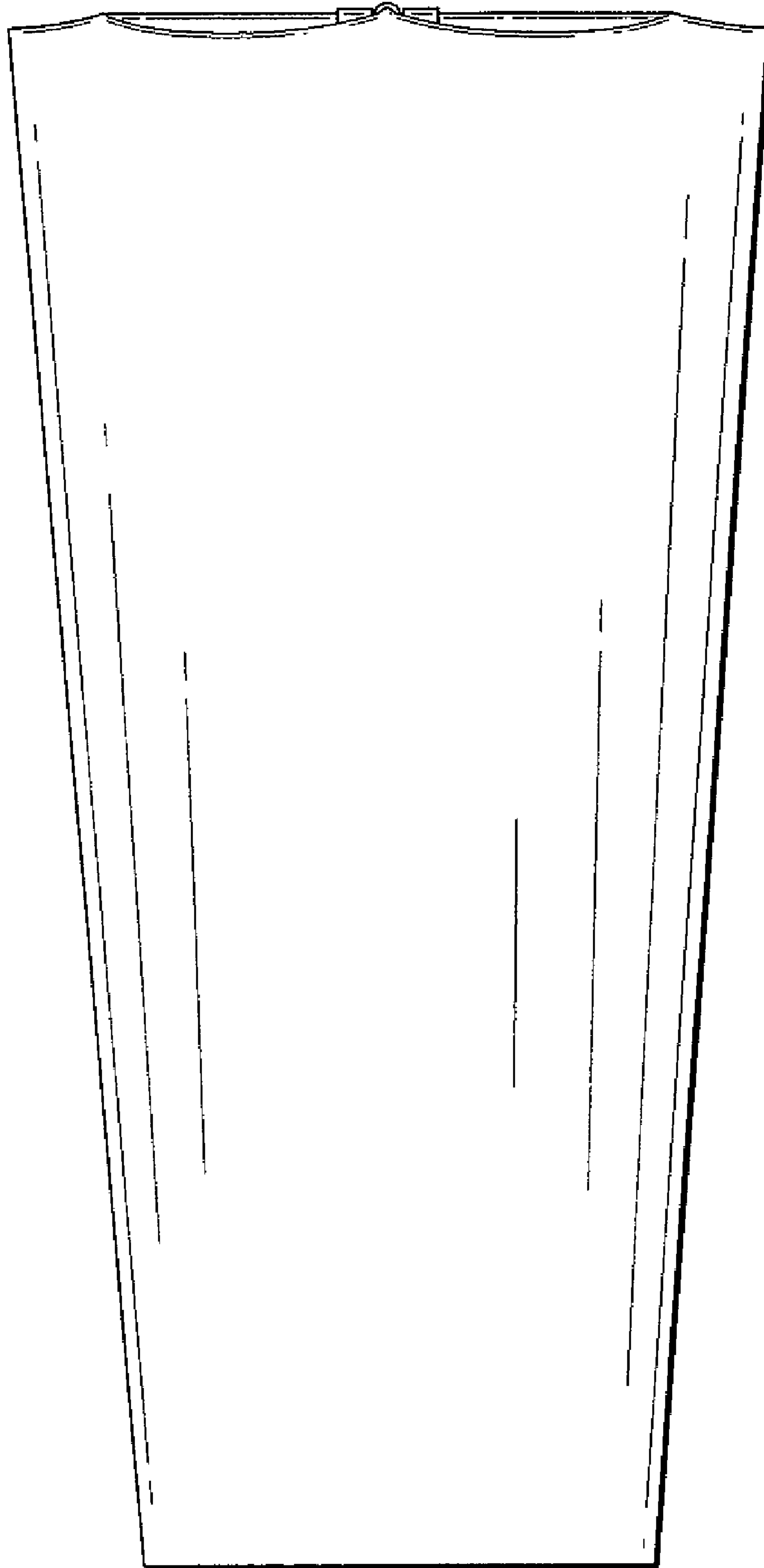


FIG. 3



**FIG. 4**