



US00D605885S

(12) **United States Design Patent**
Judkins

(10) **Patent No.:** **US D605,885 S**

(45) **Date of Patent:** **** Dec. 15, 2009**

(54) **COMBINATION CELLULAR AND PLEATED WINDOW SHADE**

(75) Inventor: **Ren Judkins**, Pittsburgh, PA (US)

(73) Assignee: **Flexo Solutions, LLC**, Appleton, WI (US)

(**) Term: **14 Years**

(21) Appl. No.: **29/330,431**

(22) Filed: **Jan. 7, 2009**

(51) **LOC (9) Cl.** **06-10**

(52) **U.S. Cl.** **D6/575; D6/577**

(58) **Field of Classification Search** D6/575,
D6/576, 577, 579, 580, 581; 160/84.01,
160/84.3, 84.04, 84.06, 167, 170, 171, 279,
160/329, 368; 296/95, 97, 141; D12/318;
242/157, 384.7; 24/141, 142

See application file for complete search history.

(56) **References Cited**

U.S. PATENT DOCUMENTS

| | | | | | | |
|--------------|----|---|---------|-----------------|-------|-----------|
| D293,059 | S | * | 12/1987 | Wells | | D6/575 |
| D295,354 | S | * | 4/1988 | De Block et al. | | D6/577 |
| 4,753,281 | A | * | 6/1988 | Wagner | | 160/84.06 |
| 5,791,390 | A | | 8/1998 | Watanabe | | |
| 6,019,864 | A | | 2/2000 | Jones | | |
| 7,117,919 | B2 | * | 10/2006 | Judkins | | 160/170 |
| D533,003 | S | * | 12/2006 | Yu et al. | | D6/575 |
| 7,143,802 | B2 | * | 12/2006 | Strand et al. | | 160/84.04 |
| 2005/0224161 | A1 | | 10/2005 | Judkins et al. | | |
| 2008/0149279 | A1 | | 6/2008 | Leighty et al. | | |

* cited by examiner

Primary Examiner—Robert M Spear

Assistant Examiner—Barbara B Lohr

(74) *Attorney, Agent, or Firm*—Buchanan Ingersoll & Rooney PC

(57) **CLAIM**

The ornamental design for a combination cellular and pleated window shade, as shown and described.

DESCRIPTION

FIG. 1 is a first perspective view of my combination cellular and pleated window shade in a fully extended position.

FIG. 2 is a rear view thereof.

FIG. 3 is a right side view thereof.

FIG. 4 is a left side view thereof.

FIG. 5 is a top view thereof.

FIG. 6 is a bottom view thereof.

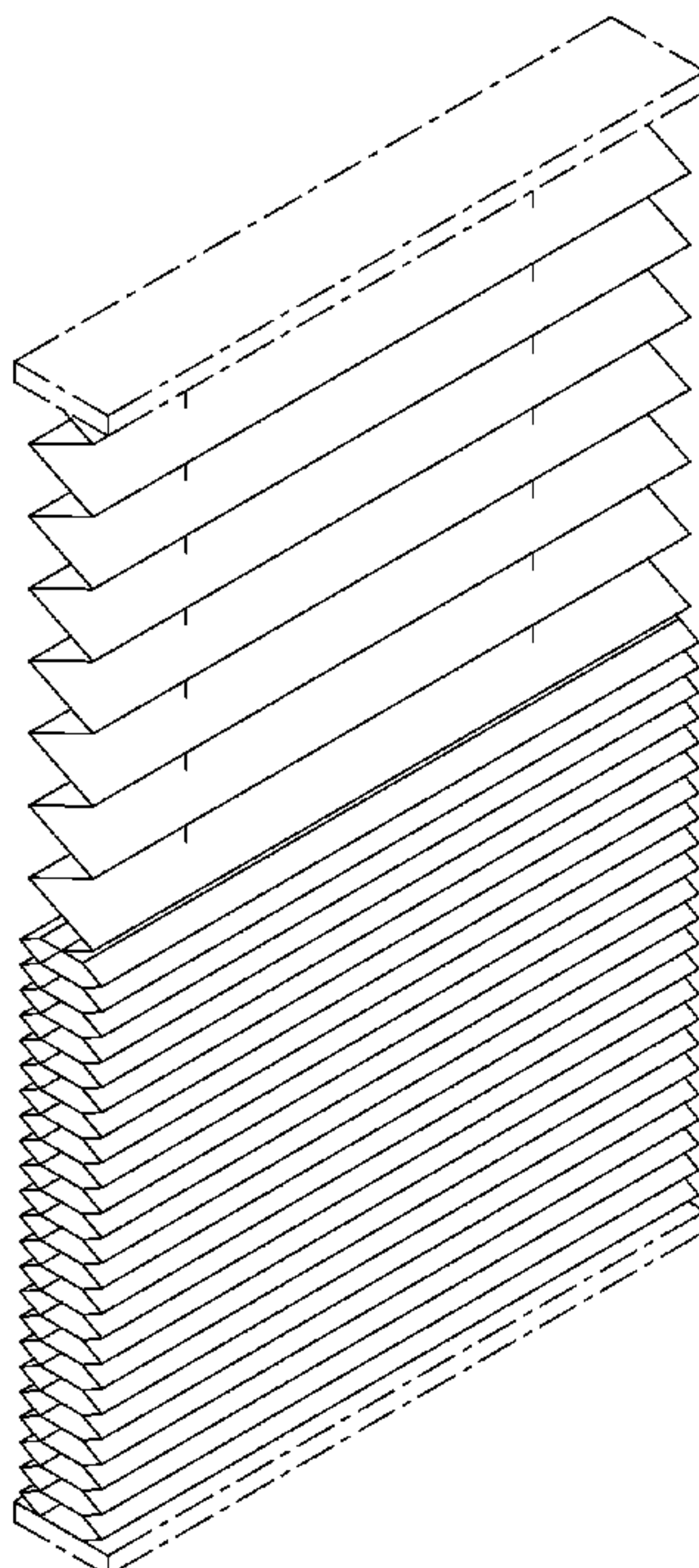
FIG. 7 is a perspective view similar to FIG. 1 wherein the pleated portion of the shade is fully extended and the cellular portion of the shade is fully collapsed.

FIG. 8 is a perspective view similar to FIGS. 1 and 7 wherein the pleated portion of the shade is fully collapsed and the cellular portion of the shade is fully extended; and,

FIG. 9 is a perspective view similar to FIGS. 1, 7 and 8 showing the shade in a fully raised position in which both the pleated portion and the cellular portion are fully collapsed.

The headrail and bottom rail shown in broken line represent environmental structure and form no part of the claimed design.

1 Claim, 6 Drawing Sheets



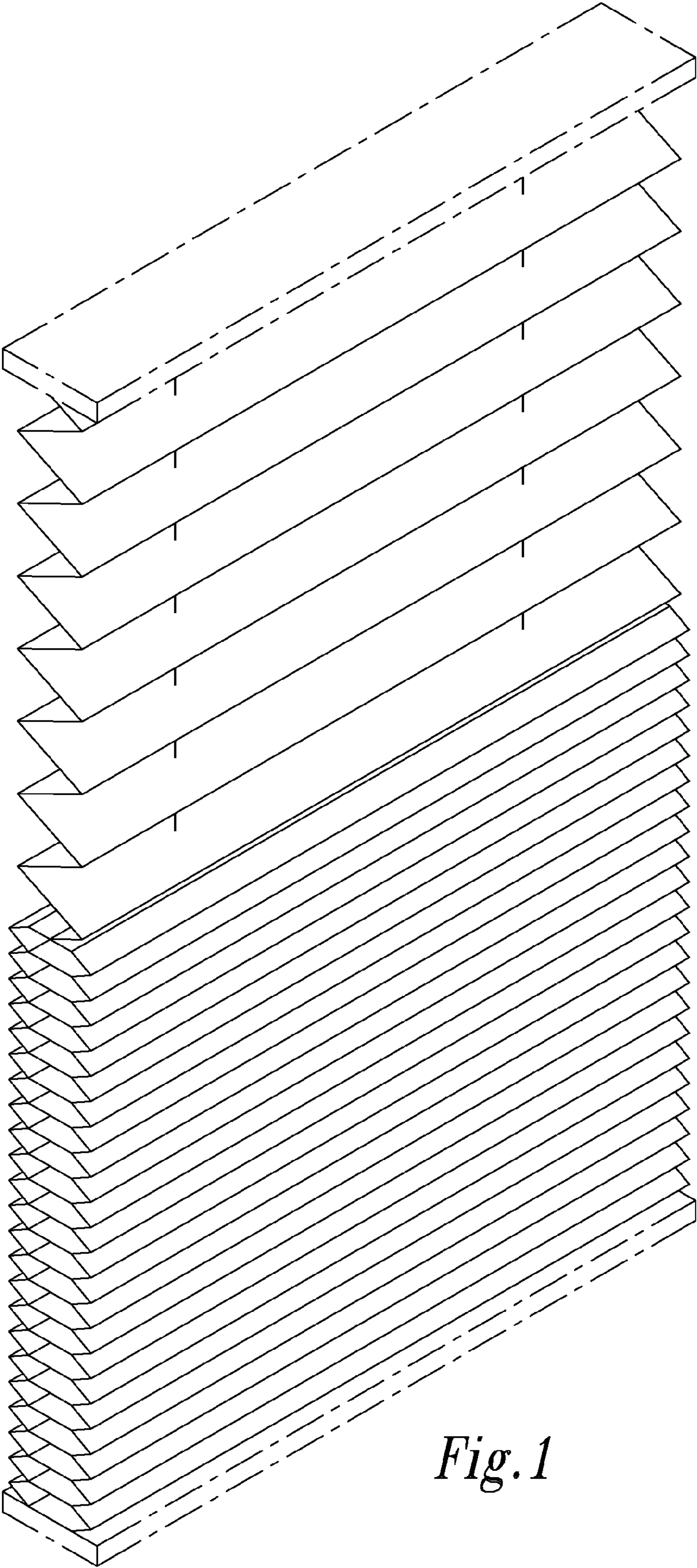


Fig. 1




Fig.2

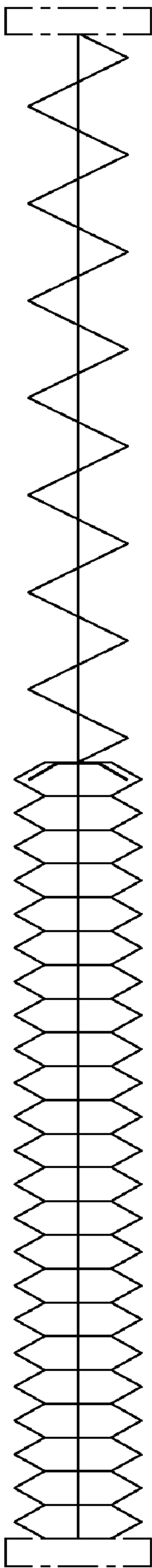


Fig. 3

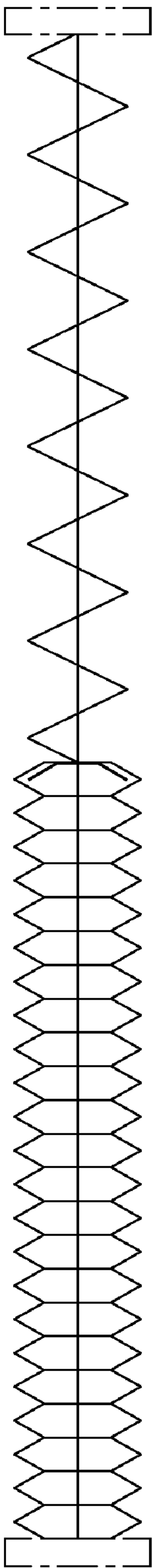


Fig. 4




Fig. 5




Fig. 6

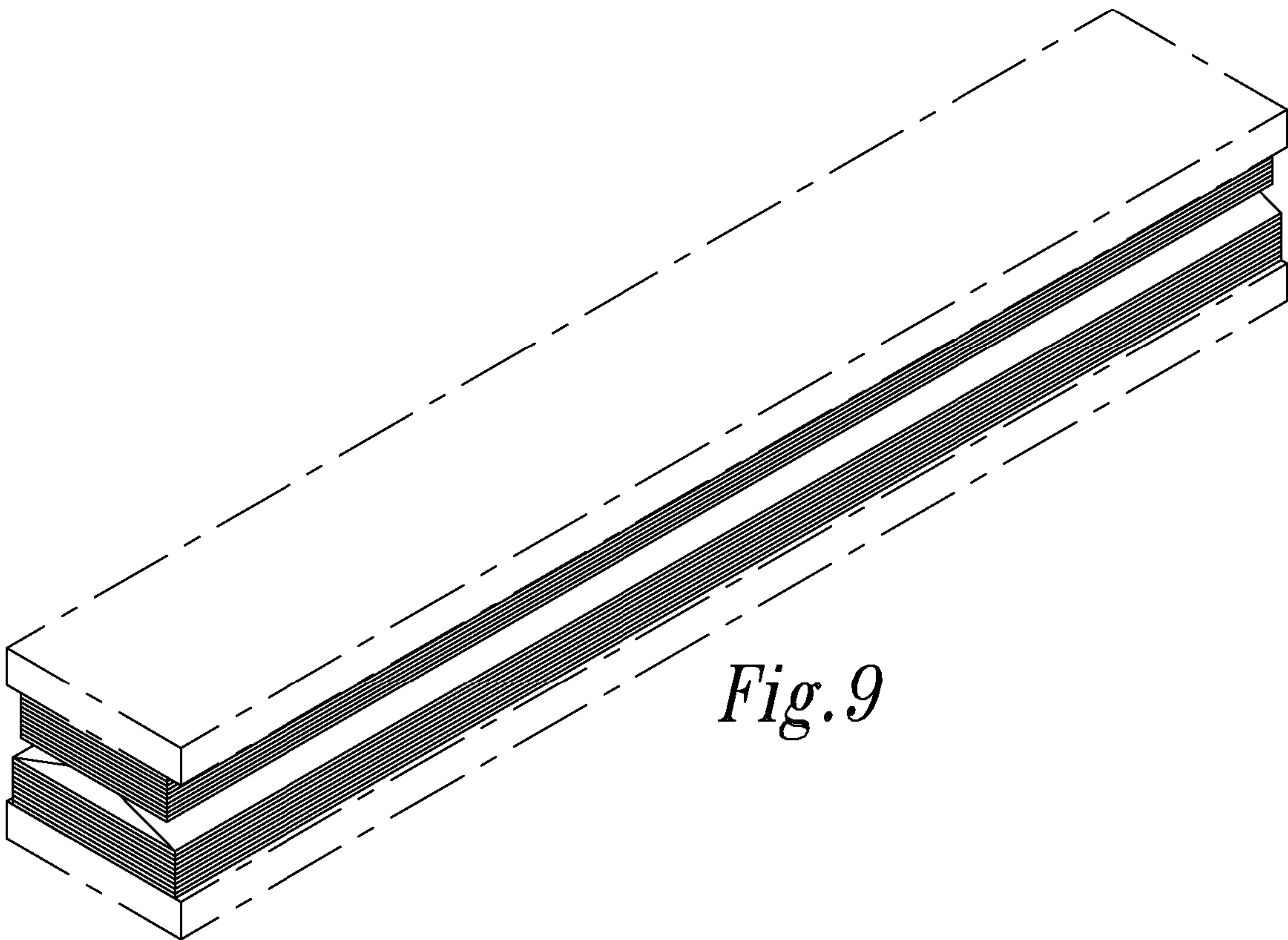


Fig. 9

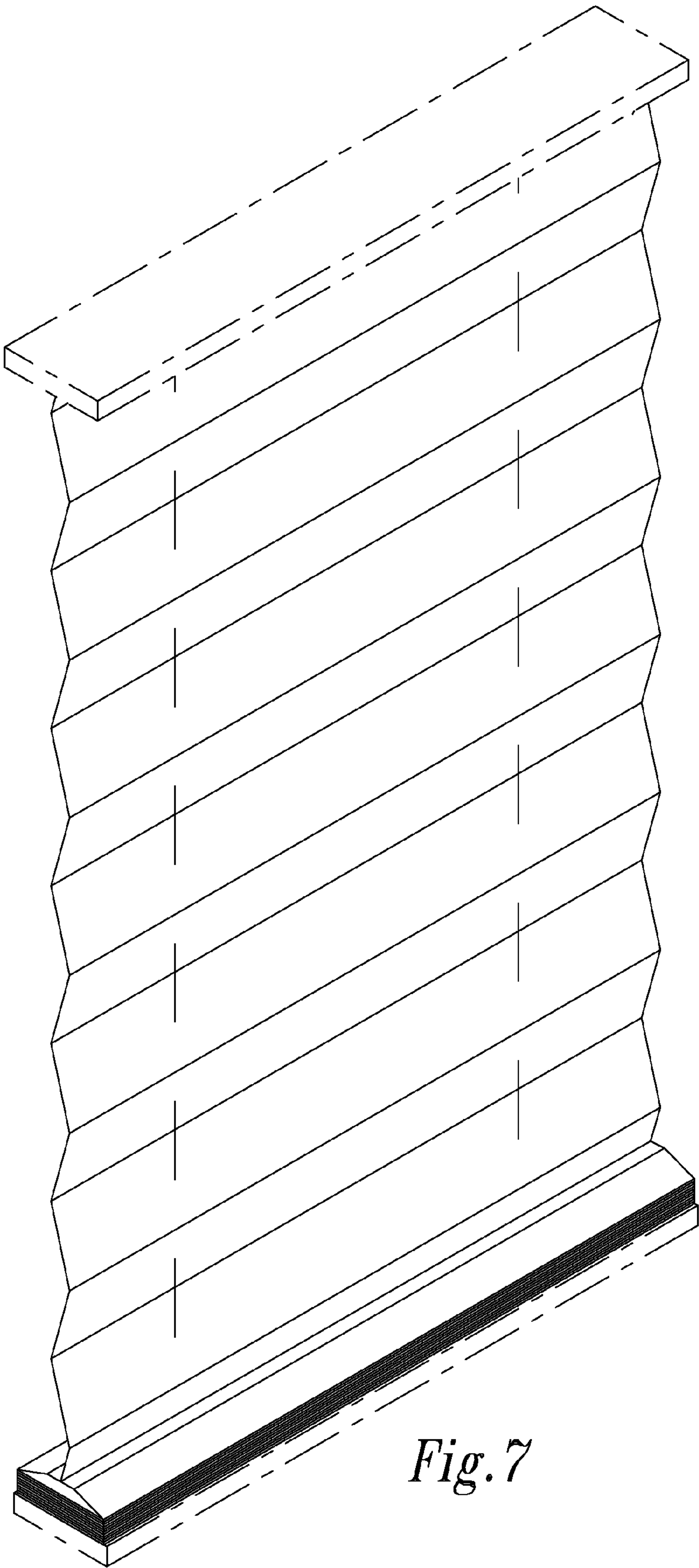


Fig. 7

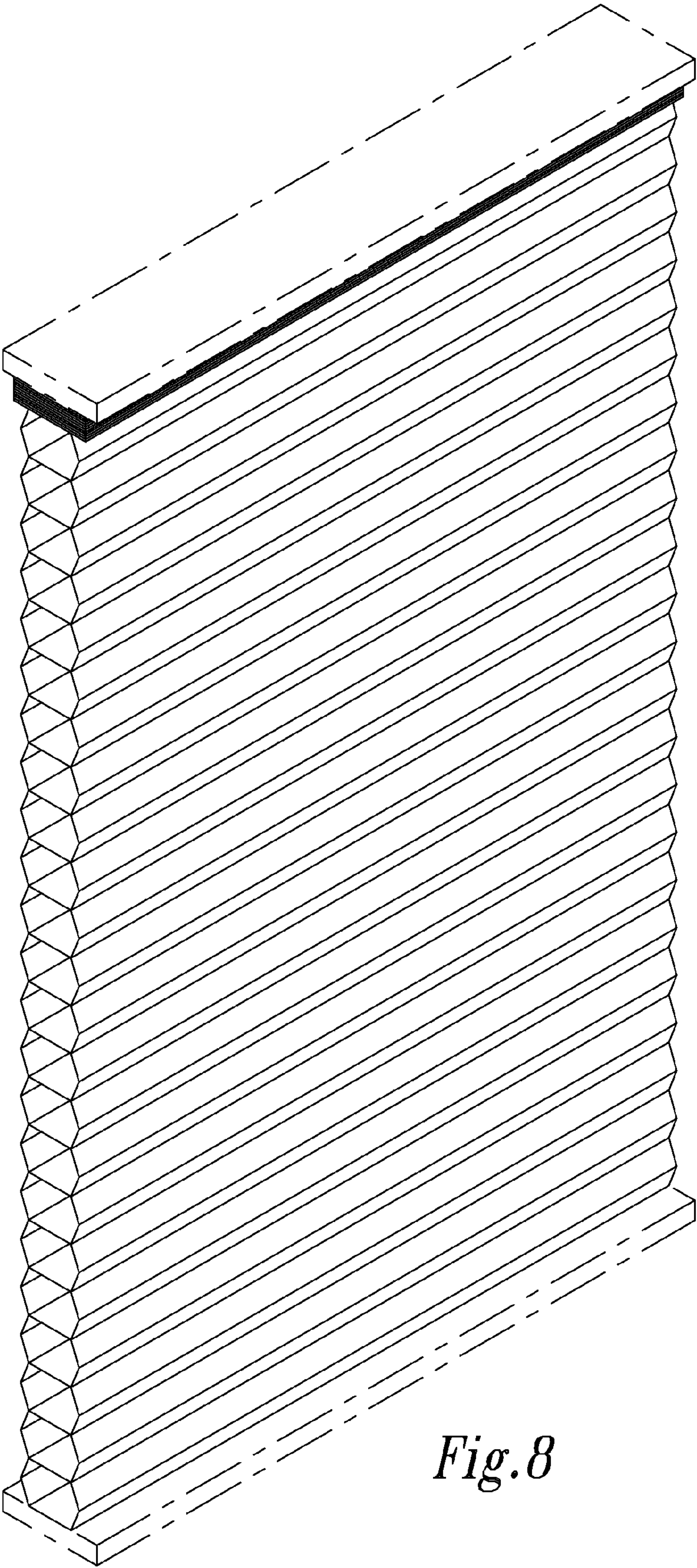


Fig. 8