



US00D605836S

(12) **United States Design Patent**
Foust

(10) **Patent No.:** **US D605,836 S**
(45) **Date of Patent:** **** Dec. 15, 2009**

(54) **SHOE SOLE**

(75) Inventor: **Ryan Foust**, Grand Rapids, MI (US)

(73) Assignee: **Rocky Brands, Inc.**, Nelsonville, OH (US)

(**) Term: **14 Years**

(21) Appl. No.: **29/337,077**

(22) Filed: **May 14, 2009**

(51) **LOC (9) Cl.** **02-04**

(52) **U.S. Cl.** **D2/951; D2/952; D2/953**

(58) **Field of Classification Search** D2/947,
D2/951, 952, 953, 957, 959, 960; 36/3 B,
36/22 R, 24.5, 25 R, 67 A, 59 C, 103
See application file for complete search history.

(56) **References Cited**

U.S. PATENT DOCUMENTS

D369,235 S *	4/1996	Senda et al.	D2/953
D390,347 S *	2/1998	Bathum	D2/954
D390,349 S *	2/1998	Murai et al.	D2/959
D394,541 S *	5/1998	Burgess	D2/954
D440,747 S *	4/2001	Matis et al.	D2/957
6,295,742 B1 *	10/2001	Bathum	36/59 R
D507,694 S *	7/2005	Recchi	D2/953
D530,492 S *	10/2006	McClaskie	D2/957
7,200,955 B2 *	4/2007	Foxen	36/25 R

D545,534 S *	7/2007	McClaskie	D2/959
D572,446 S *	7/2008	Schoenborn et al.	D2/953
D594,195 S *	6/2009	Nakano	D2/957
2005/0210705 A1 *	9/2005	Grove et al.	36/25 R

* cited by examiner

Primary Examiner—Celia A Murphy

(74) *Attorney, Agent, or Firm*—Porter, Wright, Morris & Arthur, LLP

(57) **CLAIM**

The ornamental design for a shoe sole, as shown and described.

DESCRIPTION

FIG. 1 is a perspective view of a shoe sole according to my new design;

FIG. 2 is a bottom plan view thereof;

FIG. 3 is a left side view thereof;

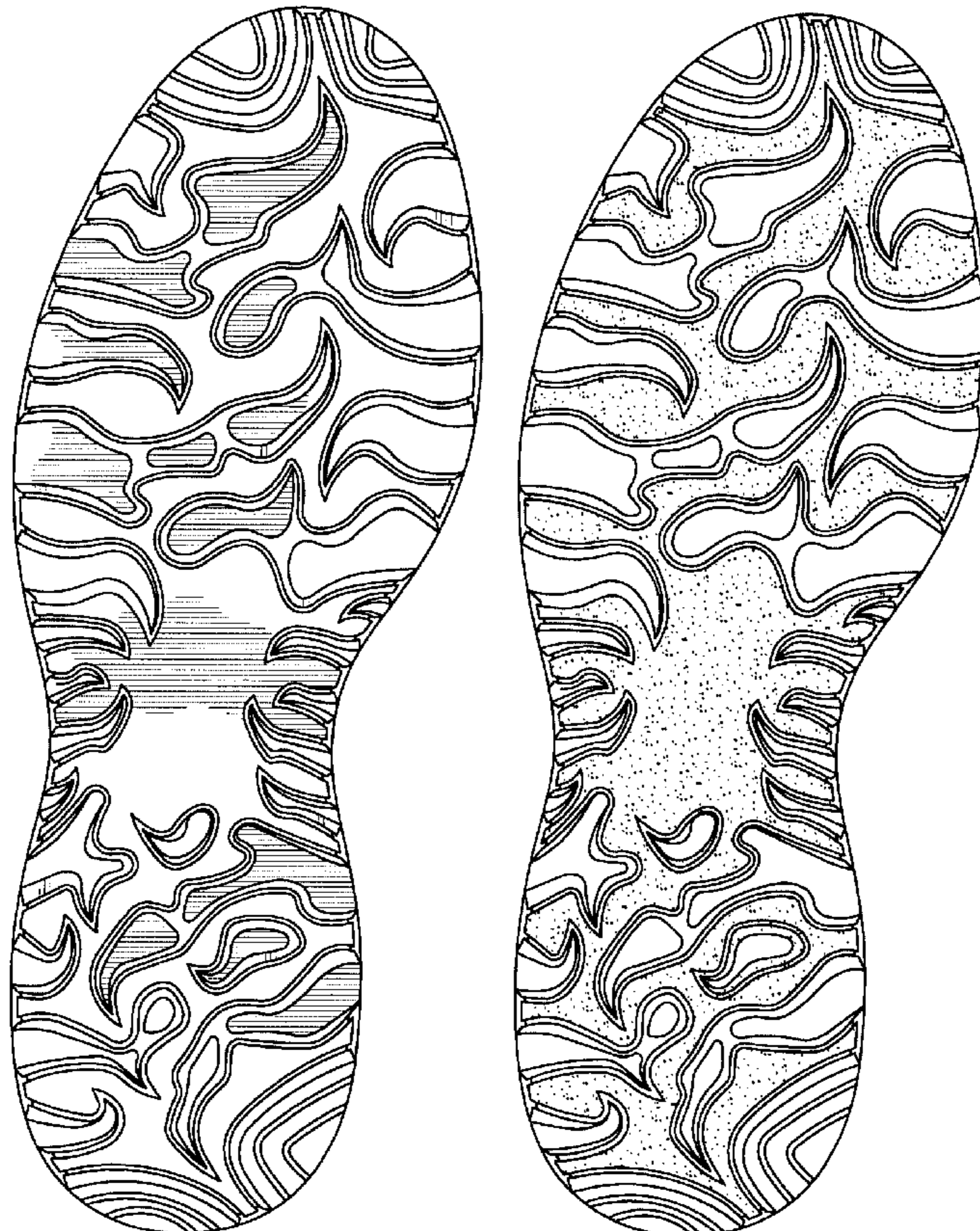
FIG. 4 is a right side view thereof;

FIG. 5 is a front view thereof;

FIG. 6 is a rear view thereof; and,

FIG. 7 is a bottom plan view of an alternative embodiment of the shoe sole according to the present invention, the appearance of the shoe sole being identical to the first embodiment except for an indication of surface contrast.

1 Claim, 5 Drawing Sheets



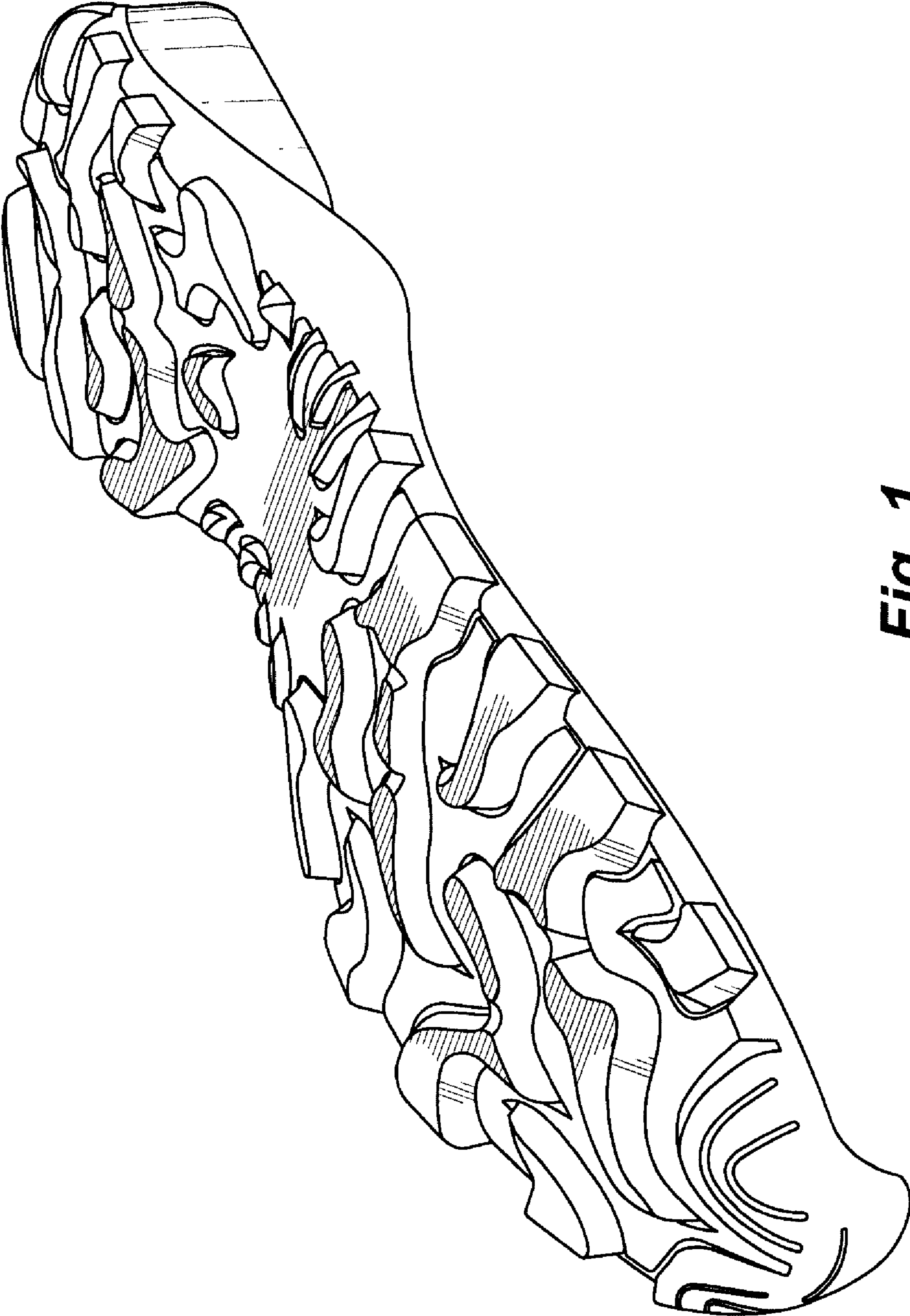


Fig. 1

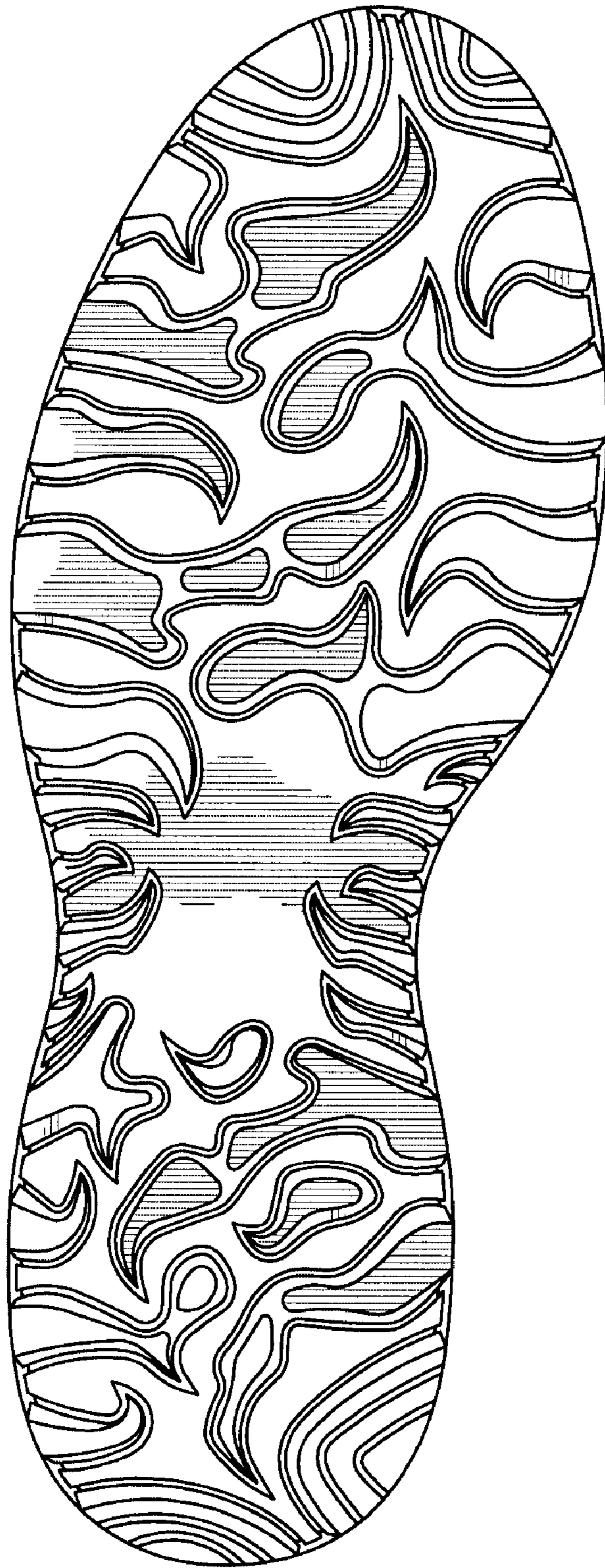


Fig. 2

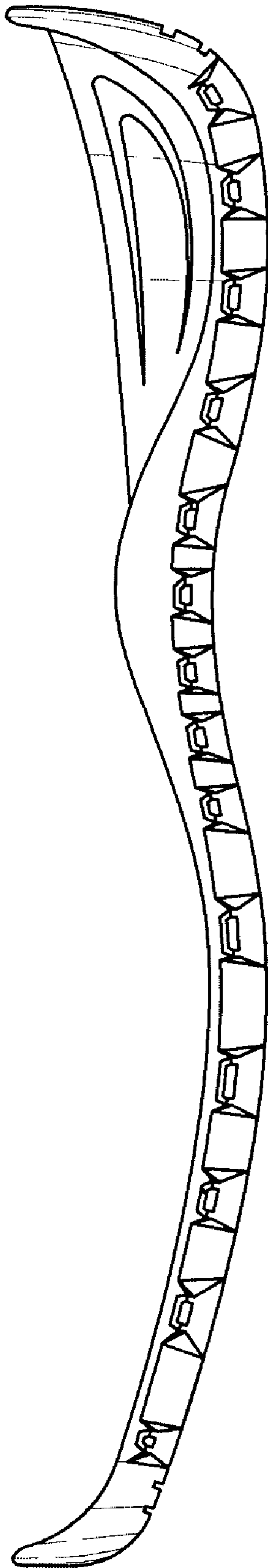


Fig. 3



Fig. 4




Fig. 5




Fig. 6

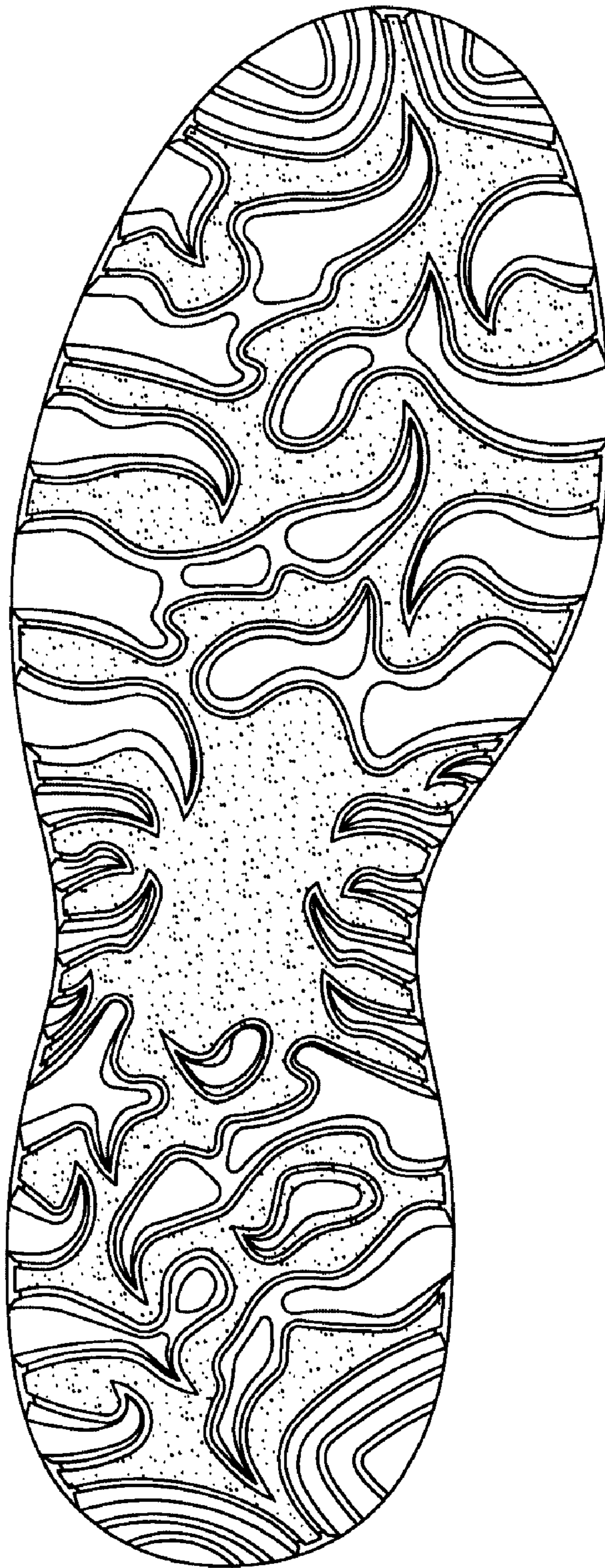


Fig. 7