



US00D605835S

(12) **United States Design Patent**
Andersen et al.

(10) **Patent No.:** **US D605,835 S**

(45) **Date of Patent:** **** Dec. 15, 2009**

(54) **FOOTWEAR UPPER PORTION**

(75) Inventors: **Deborah H. Andersen**, Prevost (CA);
Martin W. F. Dean, St. Albans (GB);
Grant A. Urie, Shelburne, VT (US)

(73) Assignee: **Wolverine World Wide, Inc.**, Rockford,
MI (US)

(**) Term: **14 Years**

(21) Appl. No.: **29/336,661**

(22) Filed: **May 7, 2009**

(51) **LOC (9) Cl.** **02-99**

(52) **U.S. Cl.** **D2/946; D2/900; D2/976**

(58) **Field of Classification Search** D2/896-900,
D2/902, 906-912, 943, 944, 964, 969, 972-974,
D2/976, 978; 36/45-49, 50.1, 77 M, 77 R,
36/83, 88, 113, 114, 126-131, 34 R-35 B
See application file for complete search history.

(56) **References Cited**

U.S. PATENT DOCUMENTS

| | | | | |
|---------------|---------|-----------------|-------|--------|
| D49,946 S * | 11/1916 | Blum | | D2/899 |
| 1,514,706 A * | 11/1924 | Kennedy | | 36/45 |
| D70,673 S * | 7/1926 | Hoffman | | D2/897 |
| D84,513 S * | 6/1931 | Boten | | D2/899 |
| D92,052 S * | 4/1934 | Simister | | D2/897 |
| 2,605,472 A * | 8/1952 | McGory | | D2/978 |
| D174,617 S * | 5/1955 | Dodge | | D2/976 |
| D272,962 S * | 3/1984 | Clarvit | | D2/900 |
| D317,822 S * | 7/1991 | Dahlsten et al. | | D2/969 |
| D318,563 S * | 7/1991 | Lucas | | D2/972 |
| D405,242 S * | 2/1999 | Gillespie | | D2/900 |
| D406,445 S * | 3/1999 | Lozano | | D2/946 |
| D439,399 S | 3/2001 | Matis et al. | | |

| | | | | |
|--------------|---------|-----------------|-------|--------|
| D549,435 S * | 8/2007 | Lacorazza | | D2/972 |
| D553,839 S * | 10/2007 | Tapolcai et al. | | D2/969 |
| D575,488 S * | 8/2008 | Covatch | | D2/964 |
| D580,148 S * | 11/2008 | Schoenborn | | D2/969 |
| D580,153 S * | 11/2008 | Evans et al. | | D2/969 |
| D590,137 S * | 4/2009 | Austin | | D2/897 |

OTHER PUBLICATIONS

Merrell Spring 2009, pp. 123, 124, 125, 133, 139.

* cited by examiner

Primary Examiner—Dominic Simone

(74) *Attorney, Agent, or Firm*—Warner Norcross & Judd LLP

(57) **CLAIM**

The ornamental design for footwear upper portion, as shown and described.

DESCRIPTION

FIG. 1 is a perspective view of the footwear upper portion embodying the new design;

FIG. 2 is a top view thereof;

FIG. 3 is a right side view thereof;

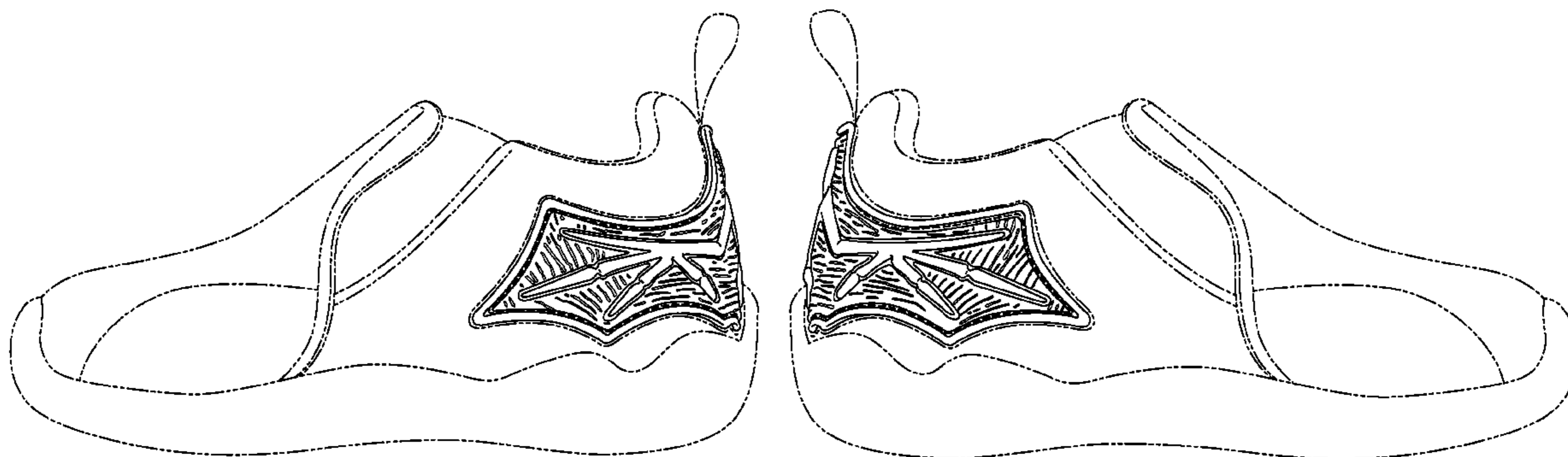
FIG. 4 is a left side view thereof;

FIG. 5 is a front view thereof; and,

FIG. 6 is a rear view thereof.

FIGS. 1-6 show features of an article of footwear in phantom lines. These features are shown for environmental purposes and do not form any part of the claimed design. Further, the phantom lines immediately adjacent the solid-line portions of the design form the boundary of the design, with the phantom lines forming no part of the claimed design.

1 Claim, 4 Drawing Sheets



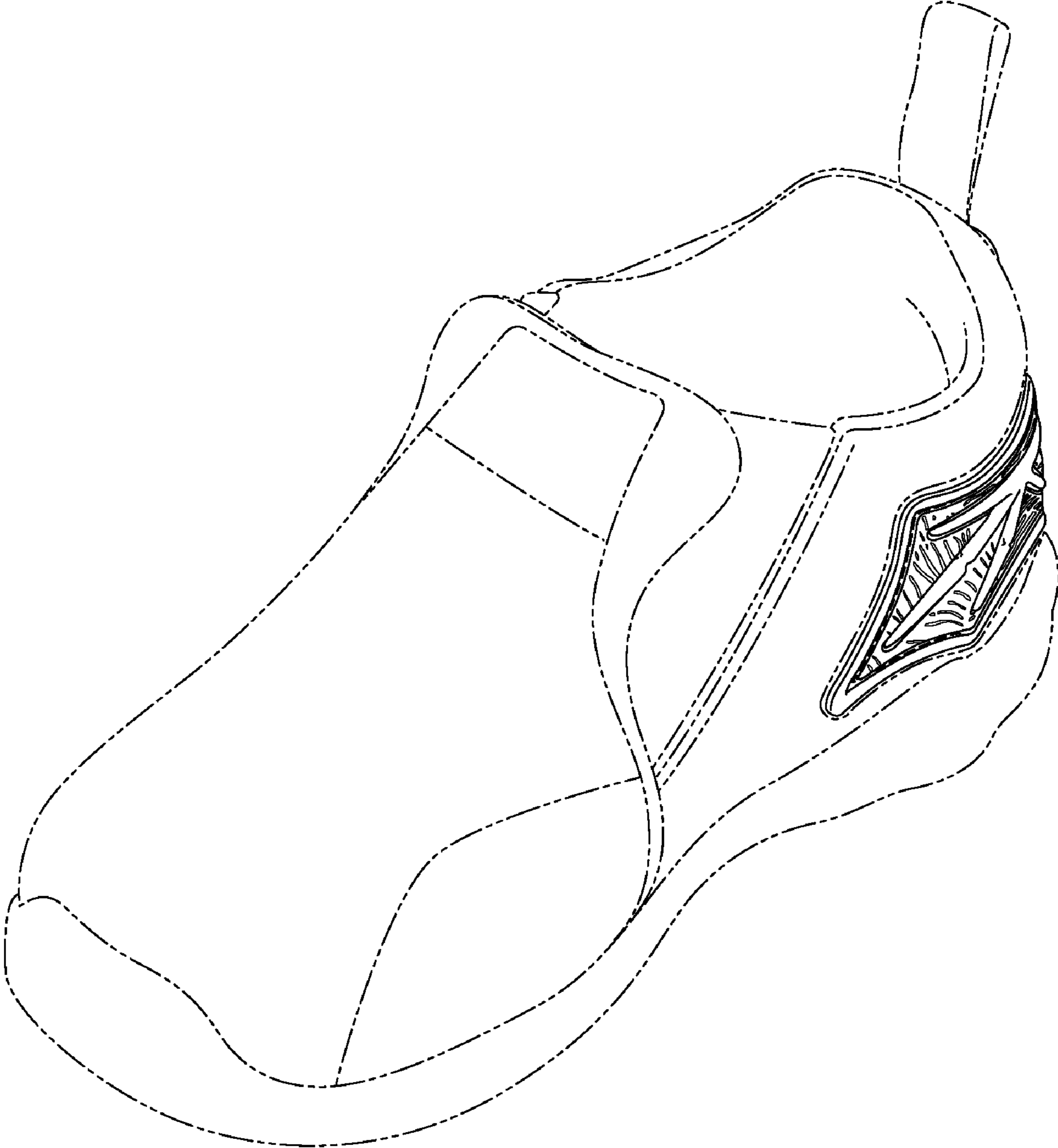


Fig. 1

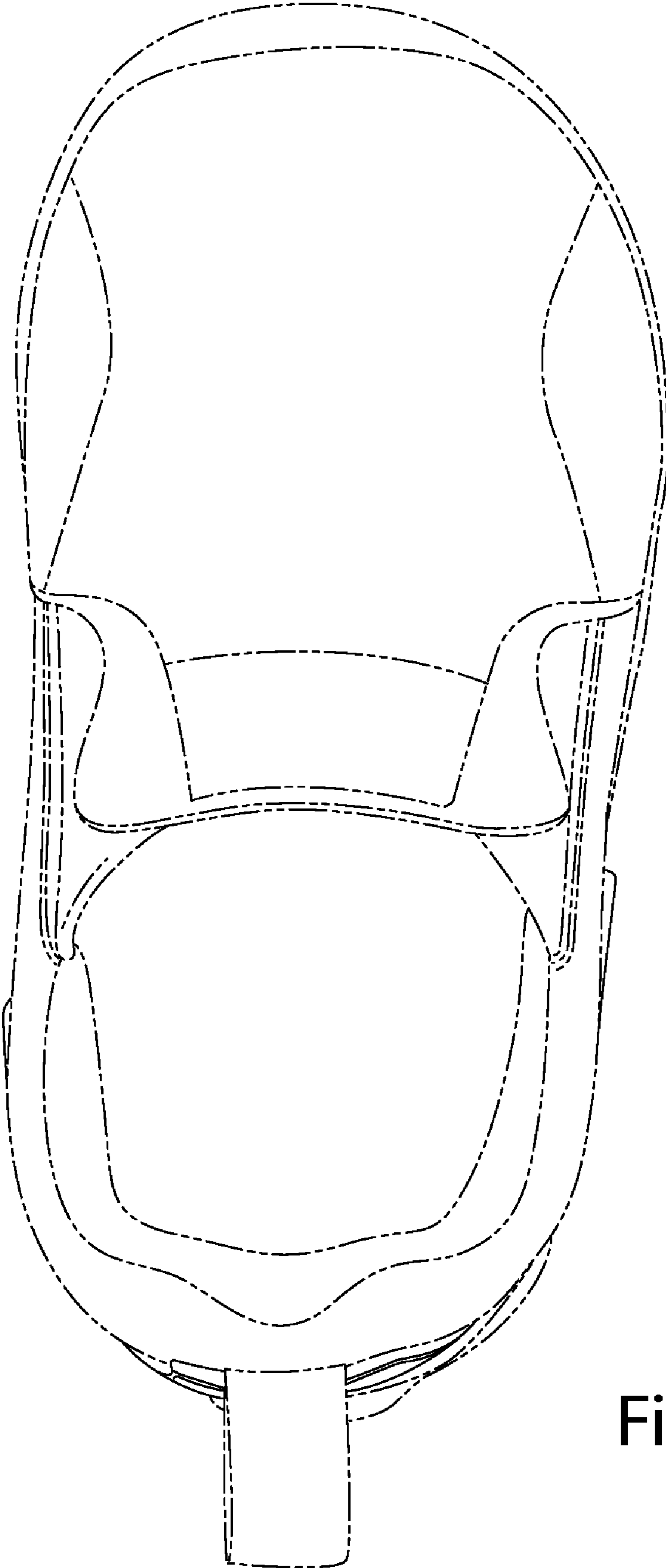


Fig. 2




Fig. 3

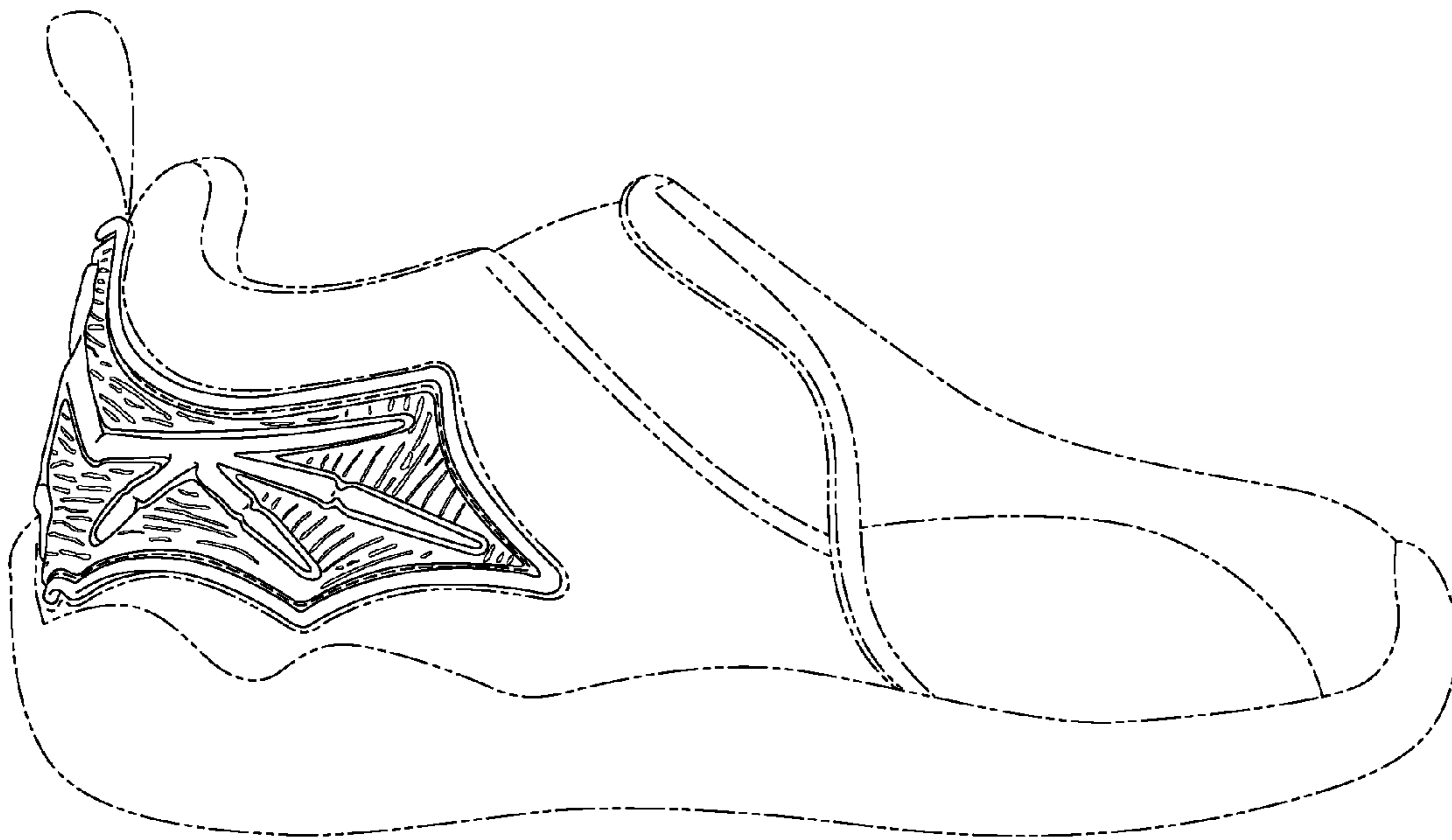


Fig. 4

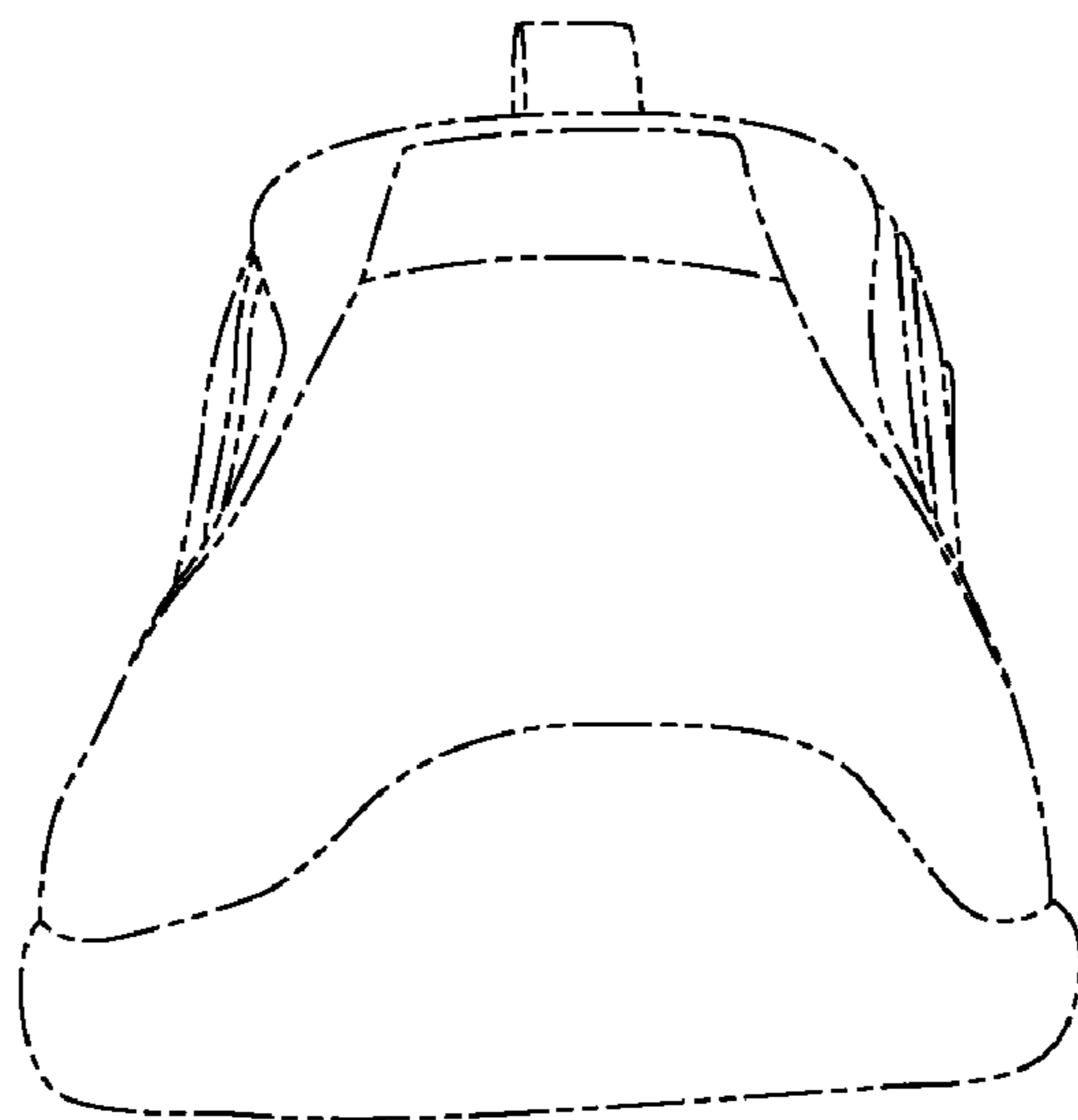


Fig. 5

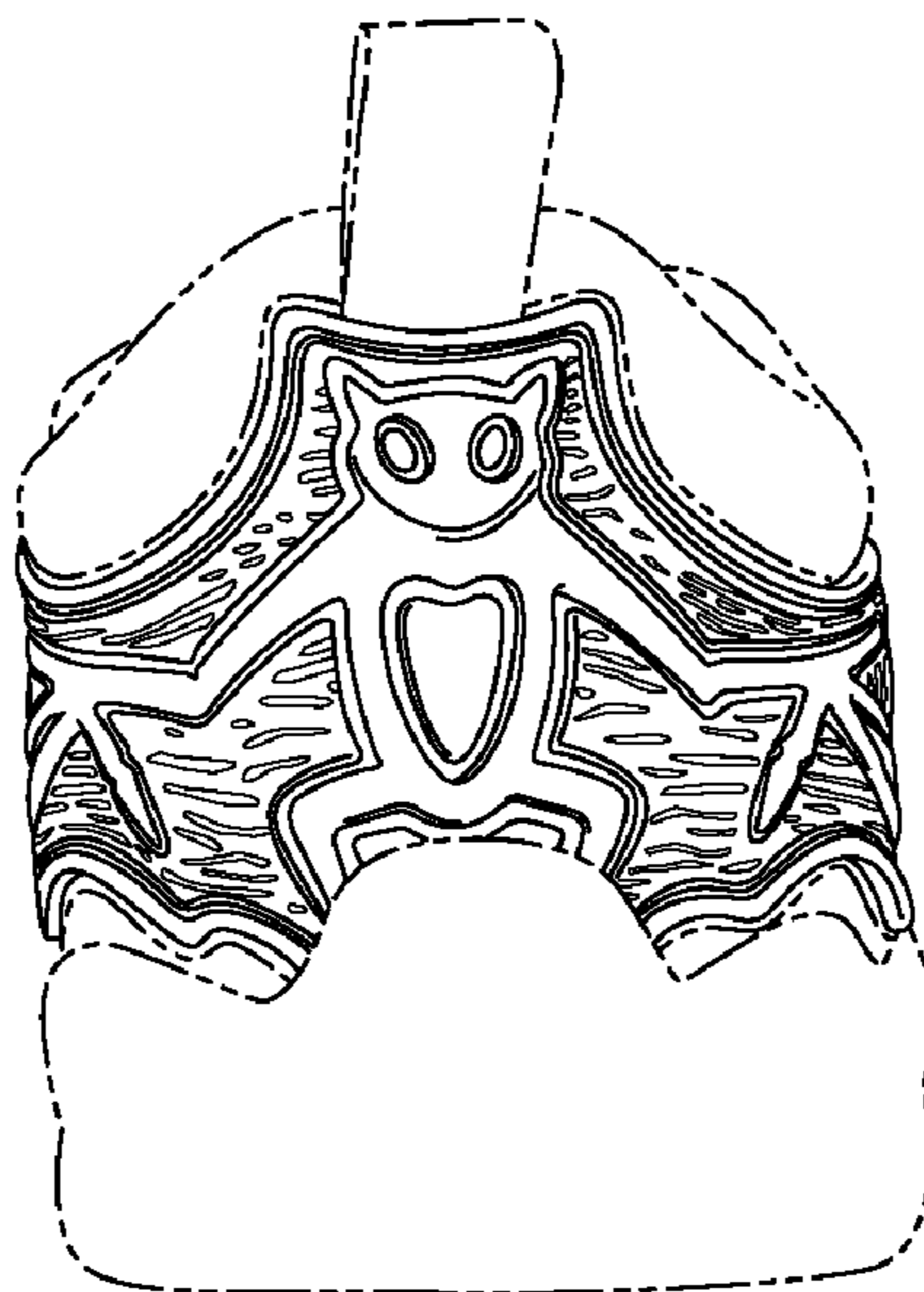


Fig. 6