



US00D605830S

(12) **United States Design Patent**
Beckwith

(10) **Patent No.:** **US D605,830 S**

(45) **Date of Patent:** **** Dec. 15, 2009**

(54) **CHEERLEADING GLOVE**

(76) Inventor: **Walter Beckwith**, 4917 Day Lilly Way,
Acworth, GA (US) 30102

(**) Term: **14 Years**

(21) Appl. No.: **29/342,120**

(22) Filed: **Aug. 19, 2009**

(51) **LOC (9) Cl.** **02-06**

(52) **U.S. Cl.** **D2/614**

(58) **Field of Classification Search** D2/610-623;
D29/113, 118, 119; 2/158, 159, 161.3, 161.4,
2/161.8, 209.13; 15/227, 104, 94; D21/153,
D21/157, 159, 168, 100, 400; D20/10, 12,
D20/23, 25, 29; 40/419, 584, 586; 283/56;
362/812; 446/220

See application file for complete search history.

(56) **References Cited**

U.S. PATENT DOCUMENTS

- D244,236 S * 5/1977 Kyle D29/122
- D338,930 S * 8/1993 Matchett et al. D21/400
- 5,234,725 A * 8/1993 Smith 428/4
- D402,423 S * 12/1998 Sanchez D29/122
- 5,962,086 A * 10/1999 Offen 428/4
- D444,416 S * 7/2001 Ramirez D11/184
- 7,251,838 B1 * 8/2007 Rumbaugh et al. 2/160

D566,481 S * 4/2008 Brock et al. D7/624.1

* cited by examiner

Primary Examiner—Raphael Barkai

Assistant Examiner—Randall H Gholson

(74) *Attorney, Agent, or Firm*—Williamson Intellectual
Property Law, LLC; Thomas R. Williamson, III

(57) **CLAIM**

The ornamental design for a cheerleading glove, as shown
and described.

DESCRIPTION

FIG. 1 is a front elevational view of a cheerleading glove
showing my new design;

FIG. 2 is a rear elevational view of the cheerleading glove
design of FIG. 1;

FIG. 3 is a left side elevational view of the cheerleading glove
design of FIG. 1;


FIG. 4 is a right side elevational view of the cheerleading
glove design of FIG. 1;

FIG. 5 is a top plan view of the cheerleading glove design of
FIG. 1; and,

FIG. 6 is a bottom plan view of the cheerleading glove design
of FIG. 1.

The broken lines shown in FIG. 6 are directed to features not
claimed.

1 Claim, 3 Drawing Sheets






FIG. 1




FIG. 2

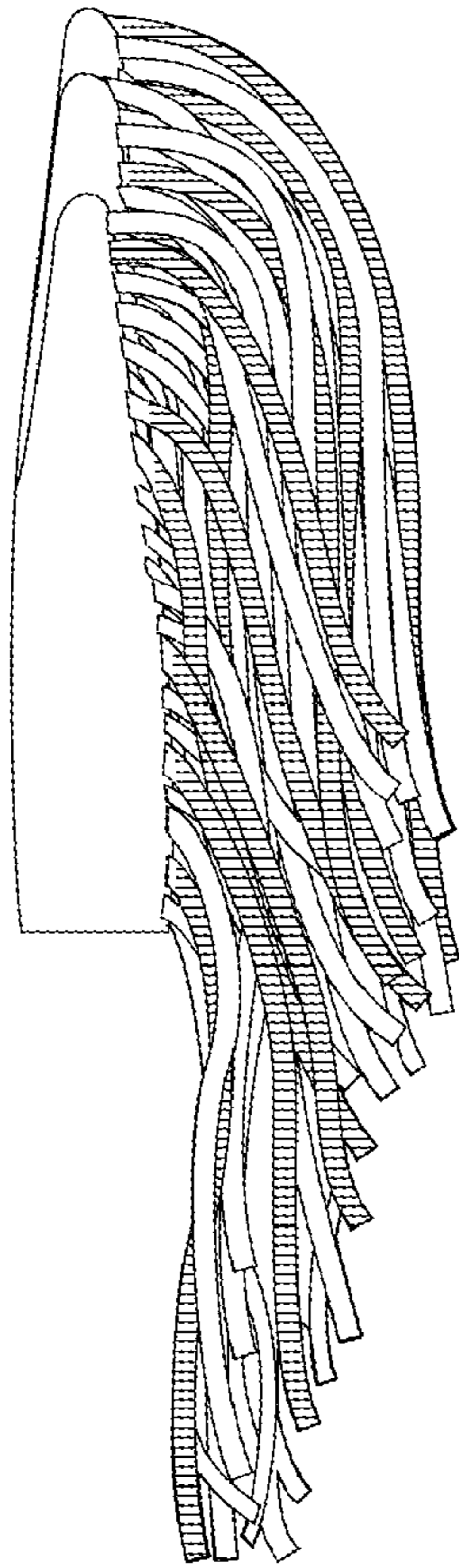


FIG. 3

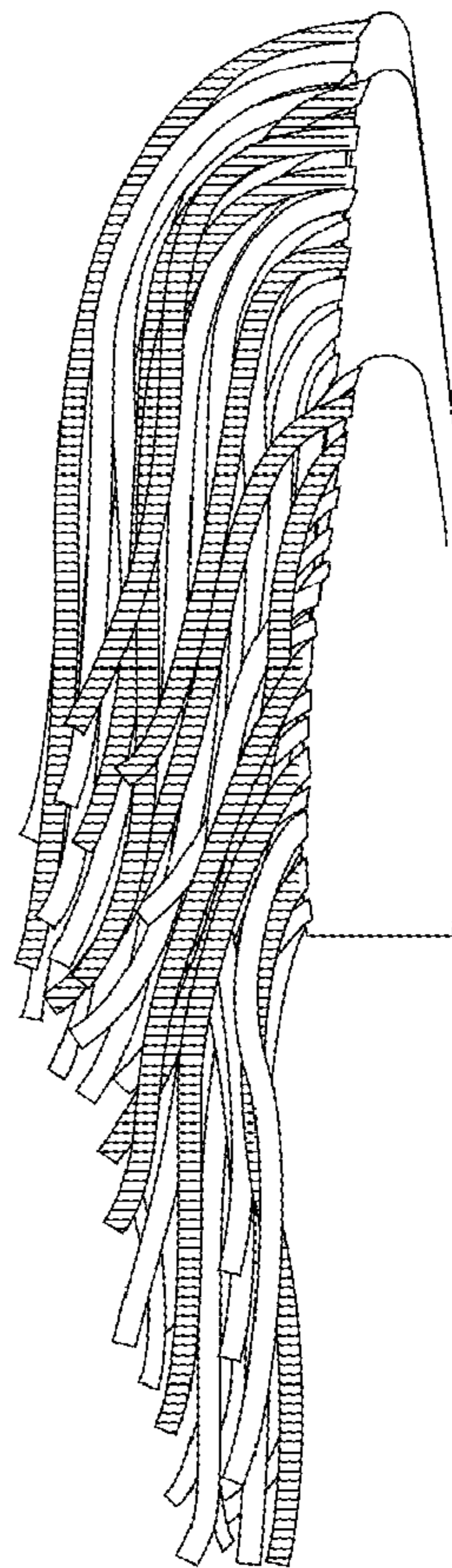


FIG. 4

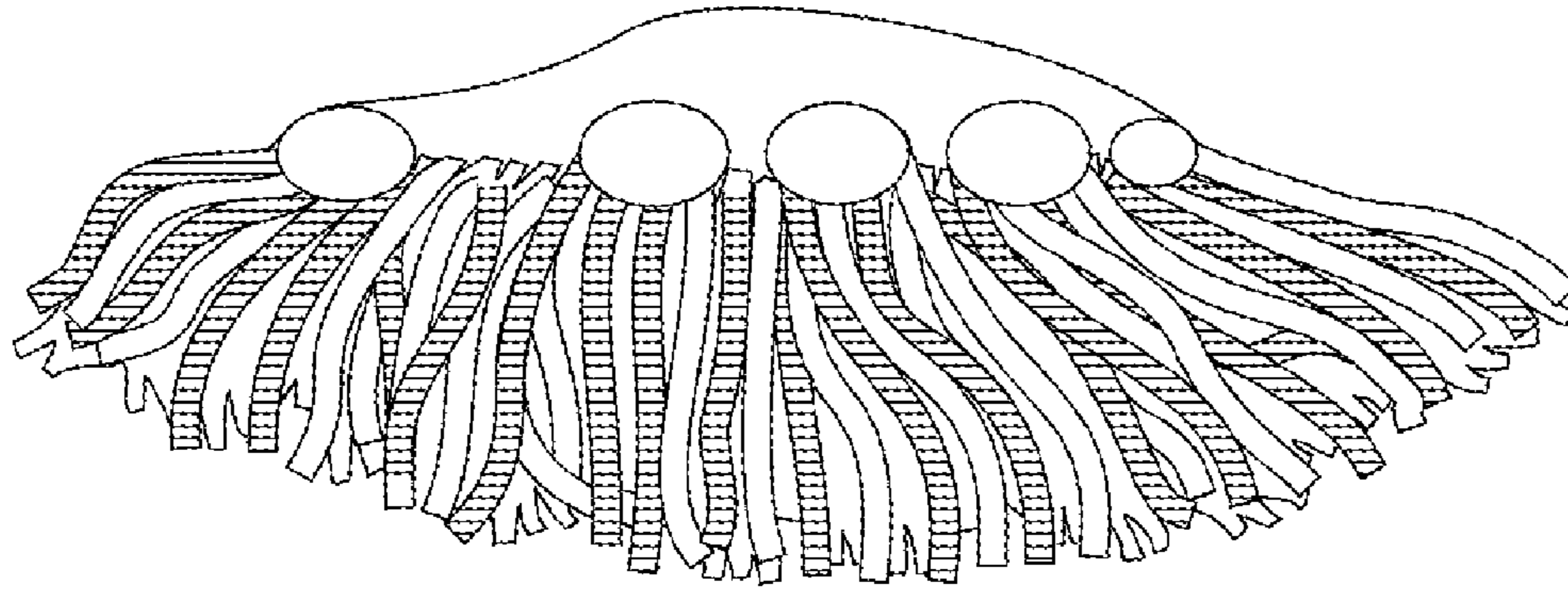


FIG. 5

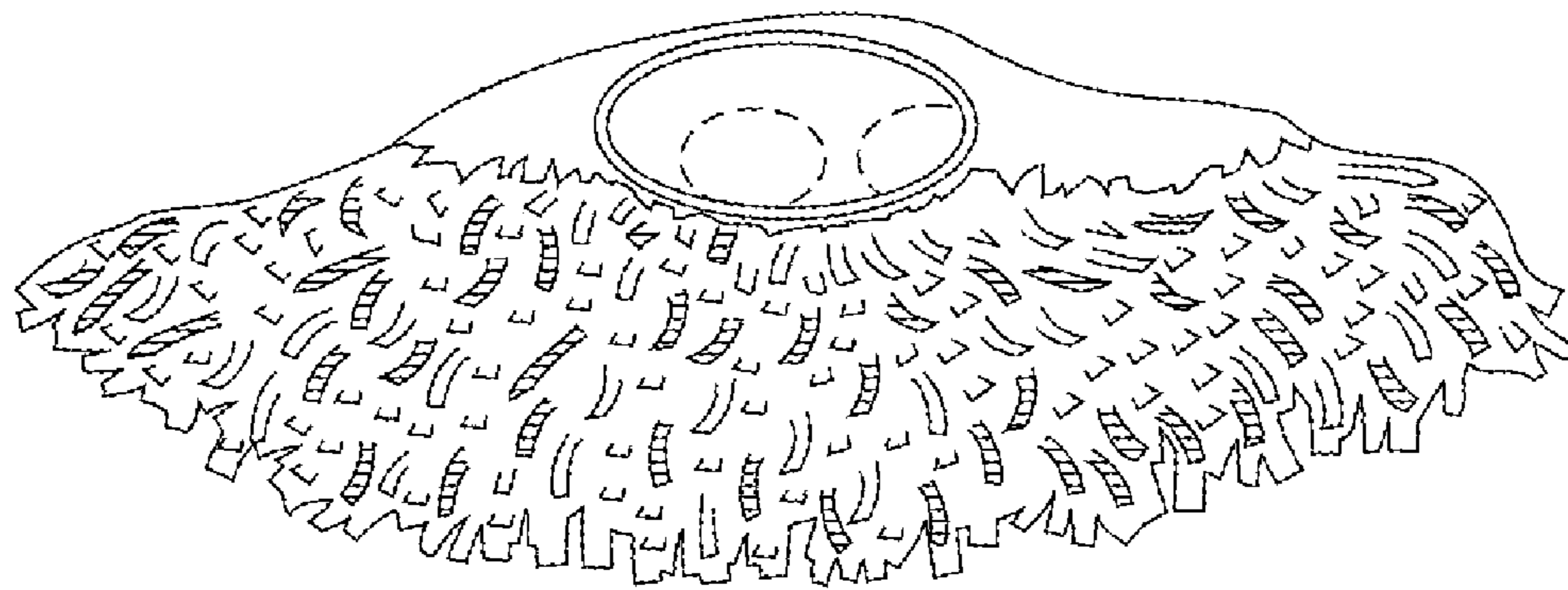


FIG. 6