



US00D605816S

(12) **United States Design Patent**
Holden et al.

(10) **Patent No.:** **US D605,816 S**
(45) **Date of Patent:** **** Dec. 8, 2009**

(54) **SOCCER BALL HEADER**

(76) Inventors: **Perriann M. Holden**, 8201 N.
Williamson Valley, Prescott, AZ (US)
86305; **Guillermo A. Uribe, III**, 13518
Tranters Creek La., Charlotte, NC (US)
28273

(**) Term: **14 Years**

(21) Appl. No.: **29/314,160**

(22) Filed: **Mar. 7, 2009**

(51) **LOC (9) Cl.** **29-02**

(52) **U.S. Cl.** **D29/108**

(58) **Field of Classification Search** D29/102-111,
D29/122; 2/9, 410-414, 416-425, 209.13,
2/906, DIG. 1, 8.1-8.2, 8.6, 8.7, 171.3, 427,
2/429, 10, 206, 173, 202, 457, 4; 62/3.5,
62/259.3; 128/204.15, 889, 201.24, 201.15,
128/857-858, 891; D24/189, 191, 124; 602/74,
602/58; D5/58, 47, 1; 604/358, 384, 385.01
See application file for complete search history.

(56) **References Cited**

U.S. PATENT DOCUMENTS

D188,716 S * 8/1960 Edmondson D5/1
4,719,909 A * 1/1988 Micchia et al. 128/858

4,745,916 A * 5/1988 Seber 128/858
D450,934 S * 11/2001 Duritsch et al. D5/58
6,438,761 B1 * 8/2002 McGarrity 2/410

* cited by examiner

Primary Examiner—Ruth McInroy
(74) *Attorney, Agent, or Firm*—Jerry R. Potts

(57) **CLAIM**

We claim the ornamental design for a soccer ball header, as shown and described.

DESCRIPTION

FIG. 1 is a perspective view of a soccer ball header showing our new design, the person shown in broken lines forms no part of the claimed design;

FIG. 2 is a front perspective view thereof;

FIG. 3 is a top plan view thereof;

FIG. 4 is a left side elevational view thereof;

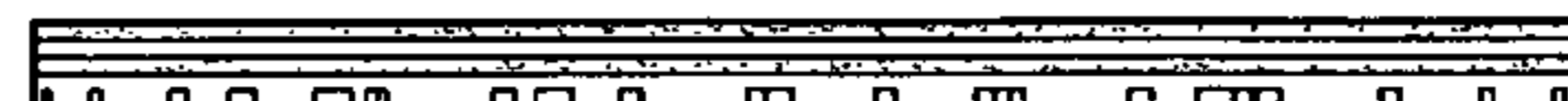
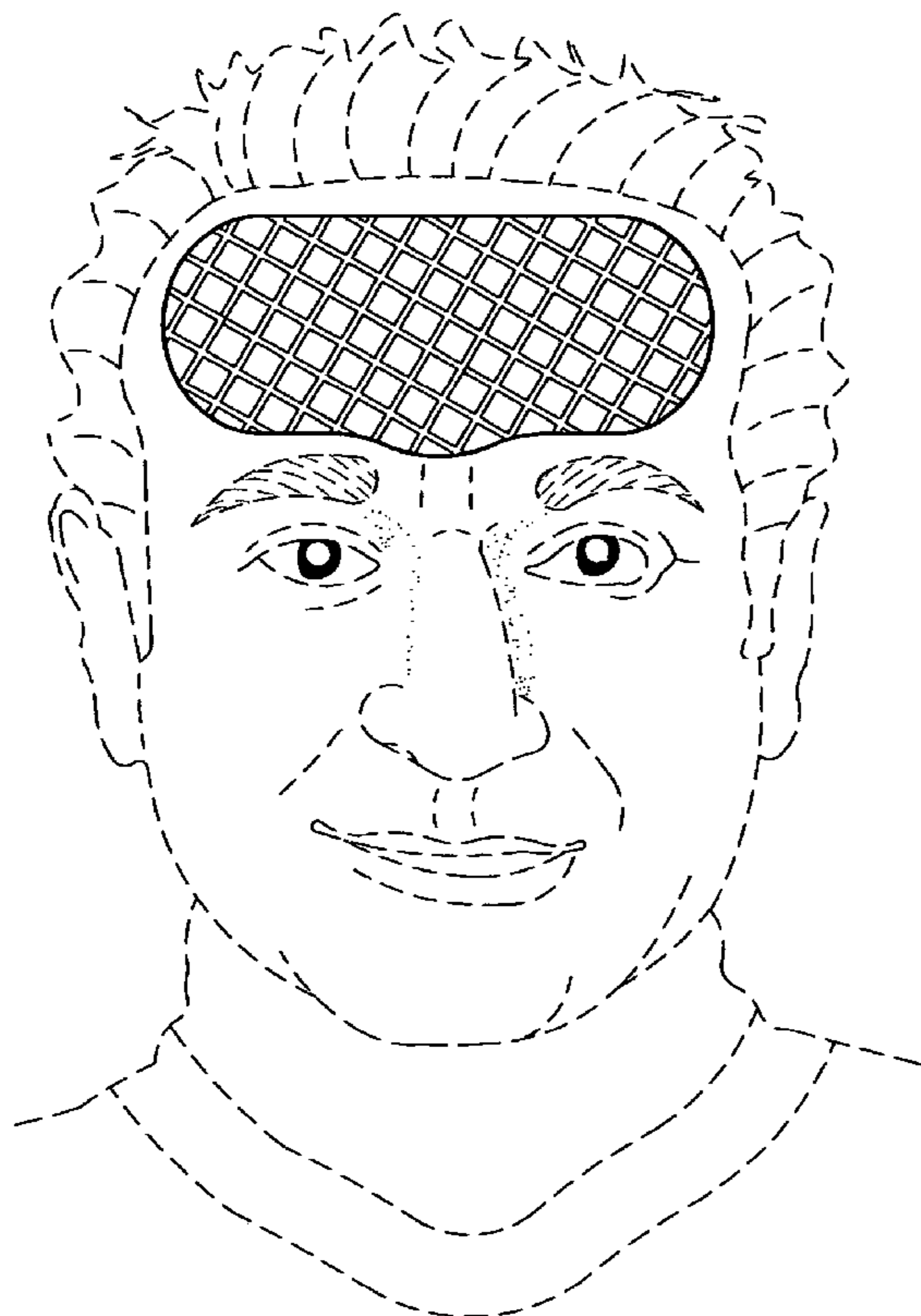
FIG. 5 is a right side elevational view thereof;

FIG. 6 is a back perspective view thereof; and

FIG. 7 is a bottom plan view thereof; and,

FIG. 8 is a diagrammatic view illustrating the layered structure of the soccer ball header.

1 Claim, 2 Drawing Sheets



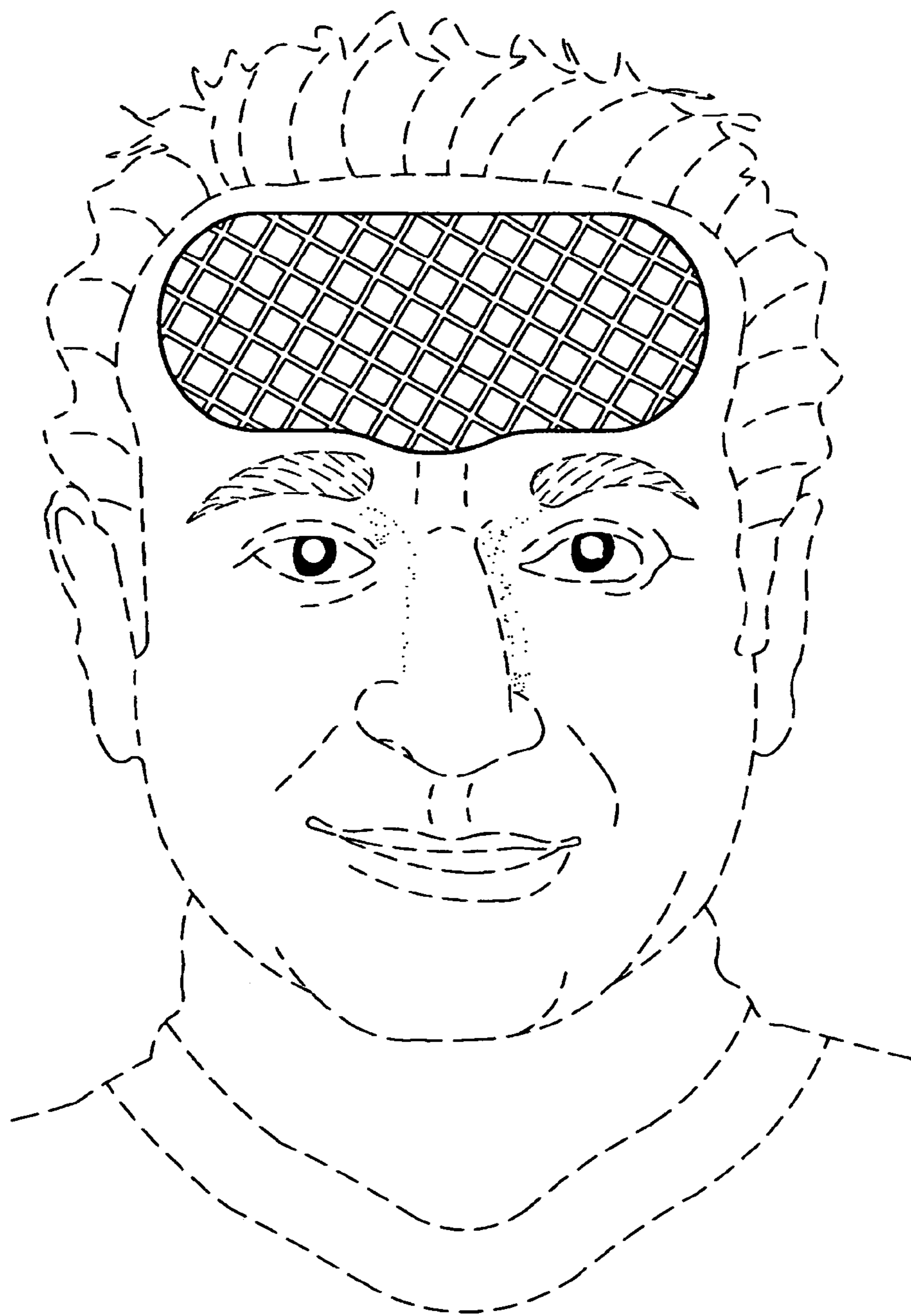


FIG. 1

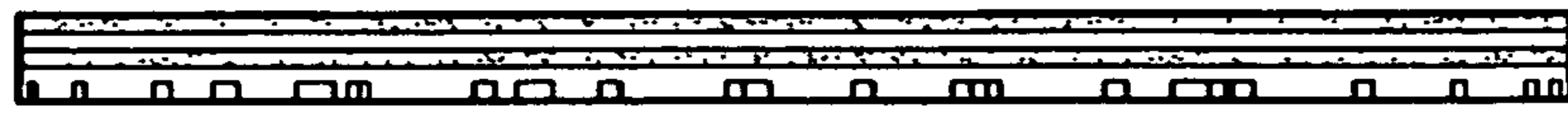


FIG. 2



FIG. 4

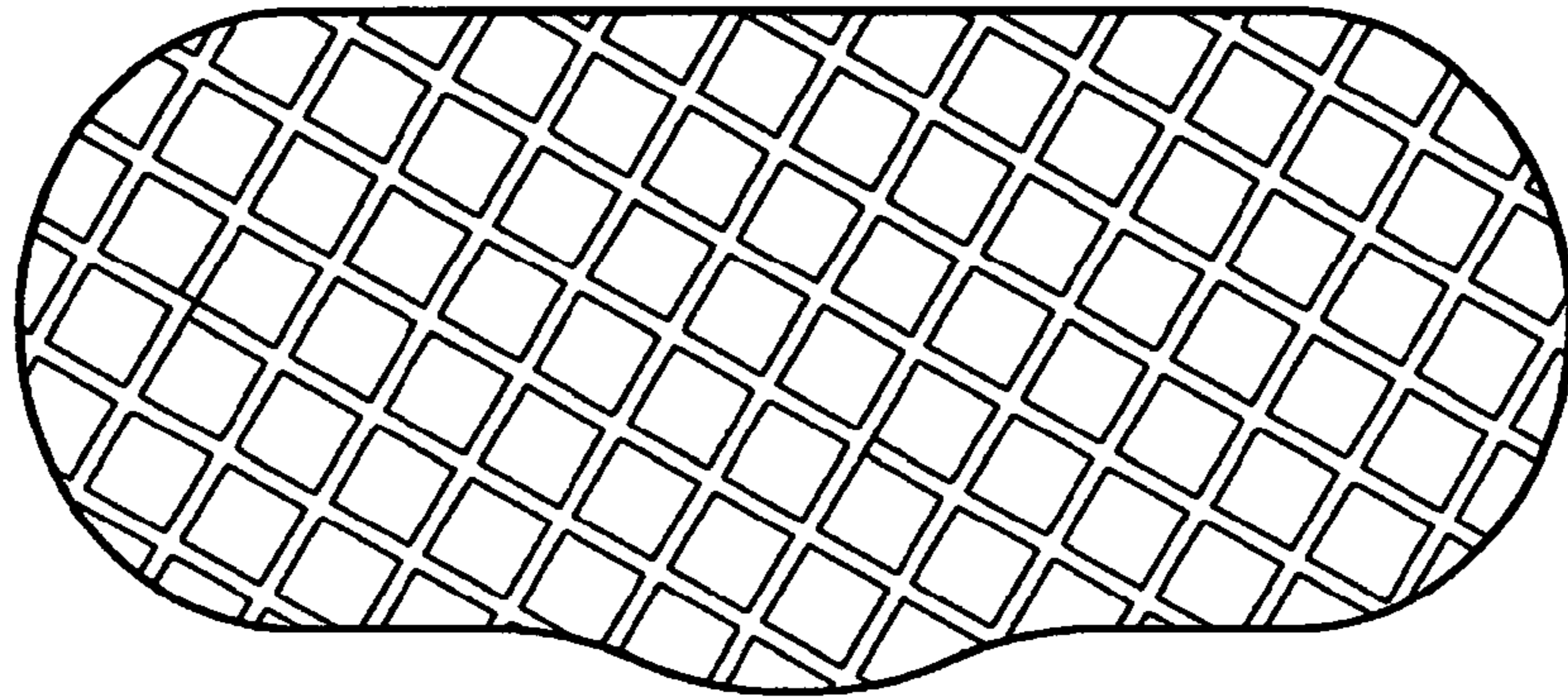


FIG. 3



FIG. 5




FIG. 6

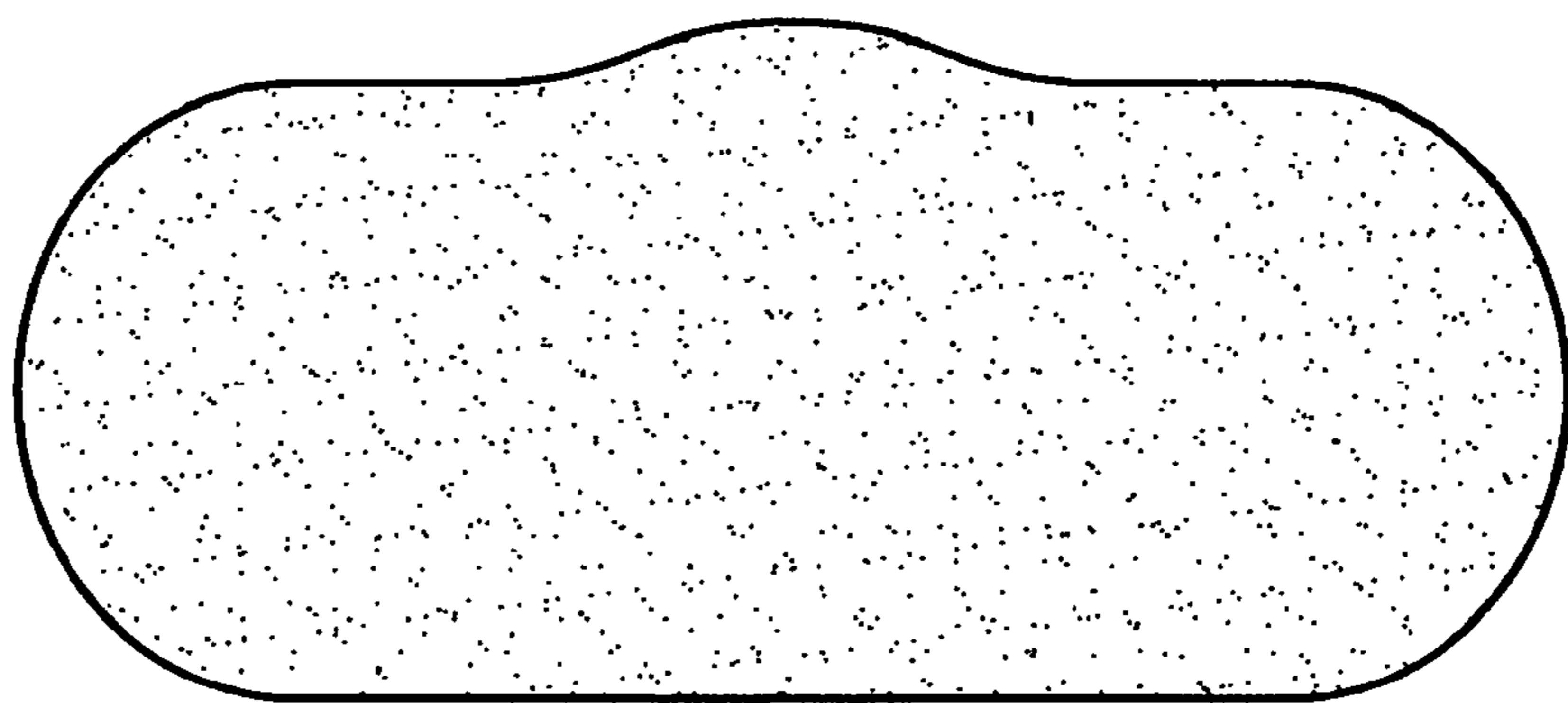


FIG. 7

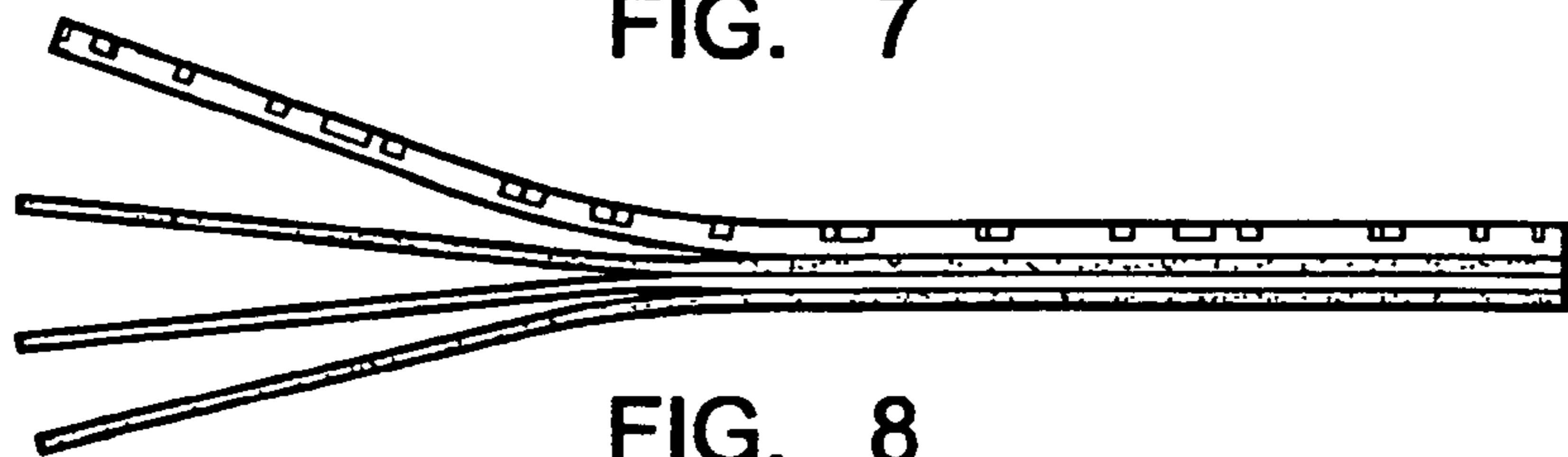


FIG. 8