



US00D605812S

(12) **United States Design Patent**  
**Lesjak**

(10) **Patent No.:** **US D605,812 S**

(45) **Date of Patent:** **\*\* Dec. 8, 2009**

(54) **LAMP**

D465,058 S \* 10/2002 Mitani ..... D26/104

(76) Inventor: **Vojko Lesjak**, Vrzdenc 86, Horjul (SI)  
1354

\* cited by examiner

*Primary Examiner*—Brian N Vinson

(\*\*) Term: **14 Years**

(21) Appl. No.: **29/327,188**

(57) **CLAIM**

The ornamental design for a lamp, as shown and described.

(22) Filed: **Oct. 31, 2008**

**DESCRIPTION**

(51) **LOC (9) Cl.** ..... **26-03**

(52) **U.S. Cl.** ..... **D26/104**

(58) **Field of Classification Search** ..... D26/1,  
D26/24, 67, 93-94, 101, 104-110, 113, 118;  
362/3, 153, 186, 217, 255, 257, 277, 317,  
362/351, 353, 362, 363, 382, 431, 433, 458,  
362/806; D6/512-513

FIG. 1 is a picture of an upper perspective view of a lamp showing my new design.

FIG. 2 is a picture a right side view of a lamp showing my new design.

FIG. 3 is a picture a left side view of a lamp showing my new design.

FIG. 4 is a picture a front view of a lamp showing my new design.

FIG. 5 is a picture a rear view of a lamp showing my new design.

FIG. 6 is a picture a top view of a lamp showing my new design; and,

FIG. 7 is a picture a bottom view of a lamp showing my new design.

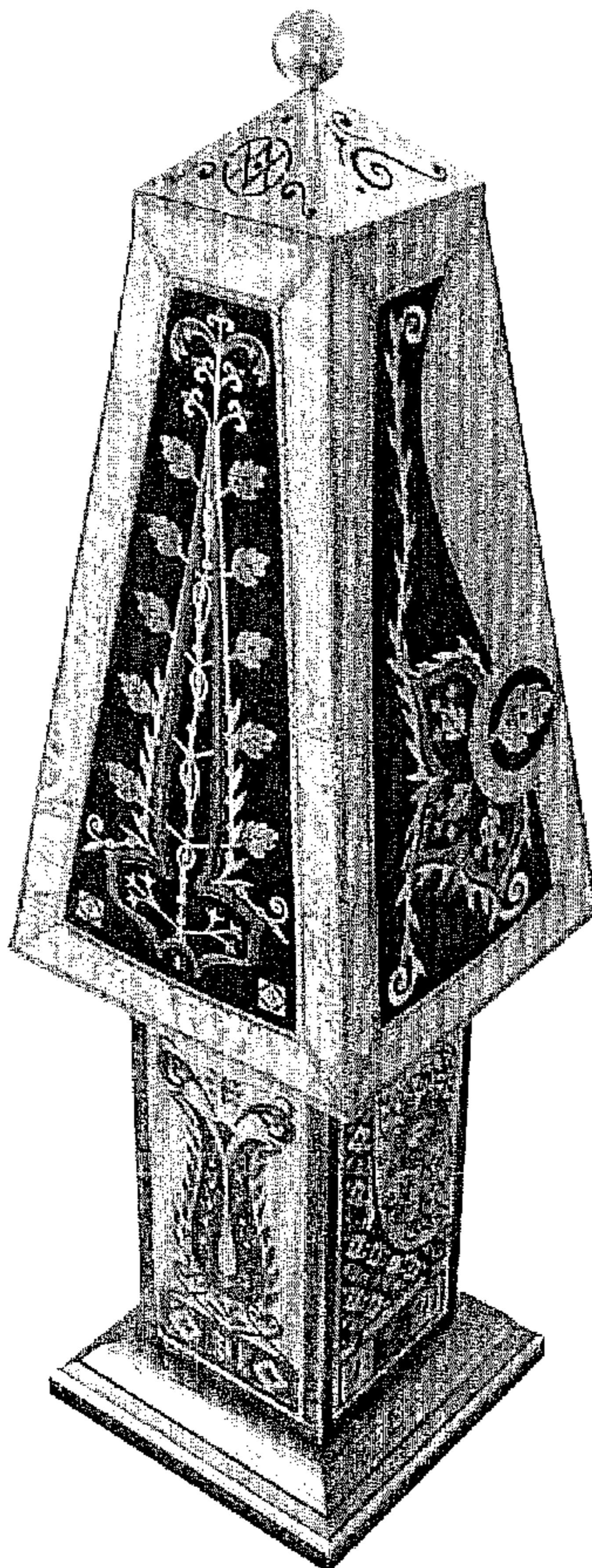
See application file for complete search history.

(56) **References Cited**

**U.S. PATENT DOCUMENTS**

D78,899 S *	7/1929	Rosenblatt	.....	D26/105
D85,281 S *	10/1931	Carrm	.....	D26/104
D85,627 S *	11/1931	Williamson	.....	D26/104
D184,290 S *	1/1959	Rettman	.....	D26/104
D225,676 S *	12/1972	Bankert et al.	.....	D26/104
D227,398 S *	6/1973	Ginsberg	.....	D26/104
D436,419 S *	1/2001	Lin	.....	D26/104

**1 Claim, 6 Drawing Sheets**



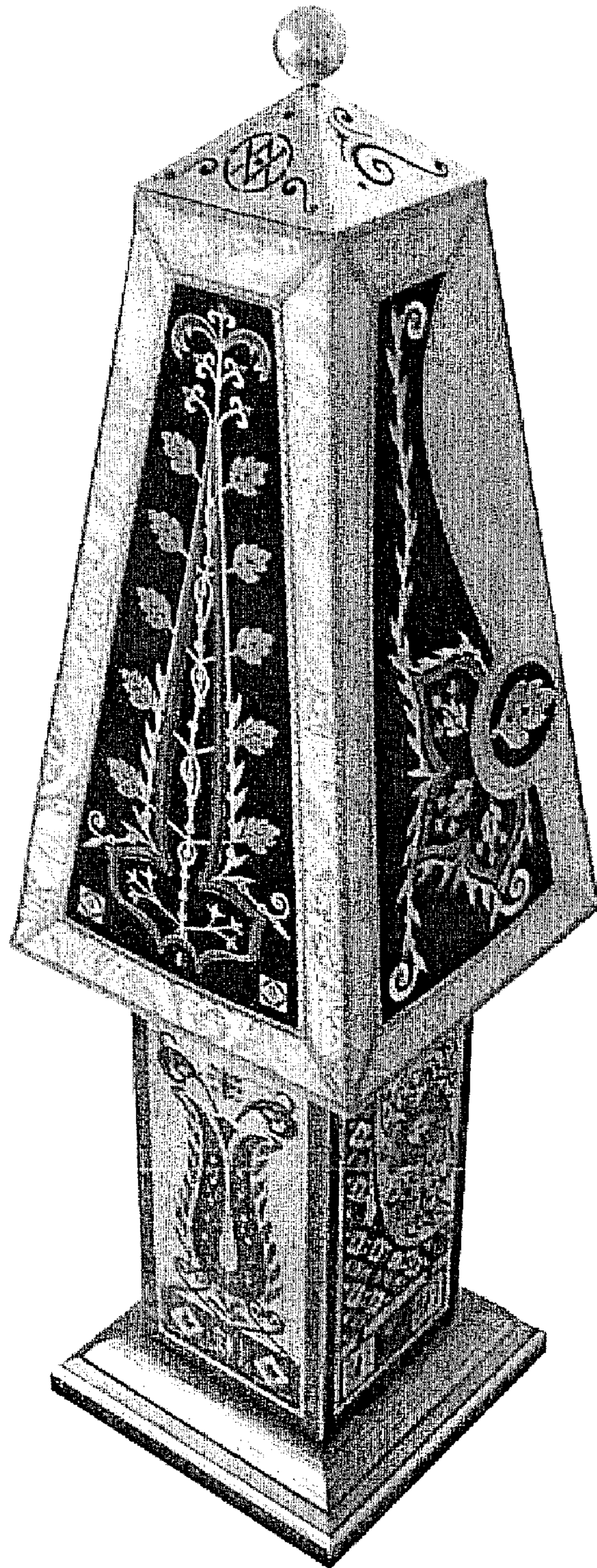


FIG. 1




FIG. 2




FIG. 3




FIG. 4

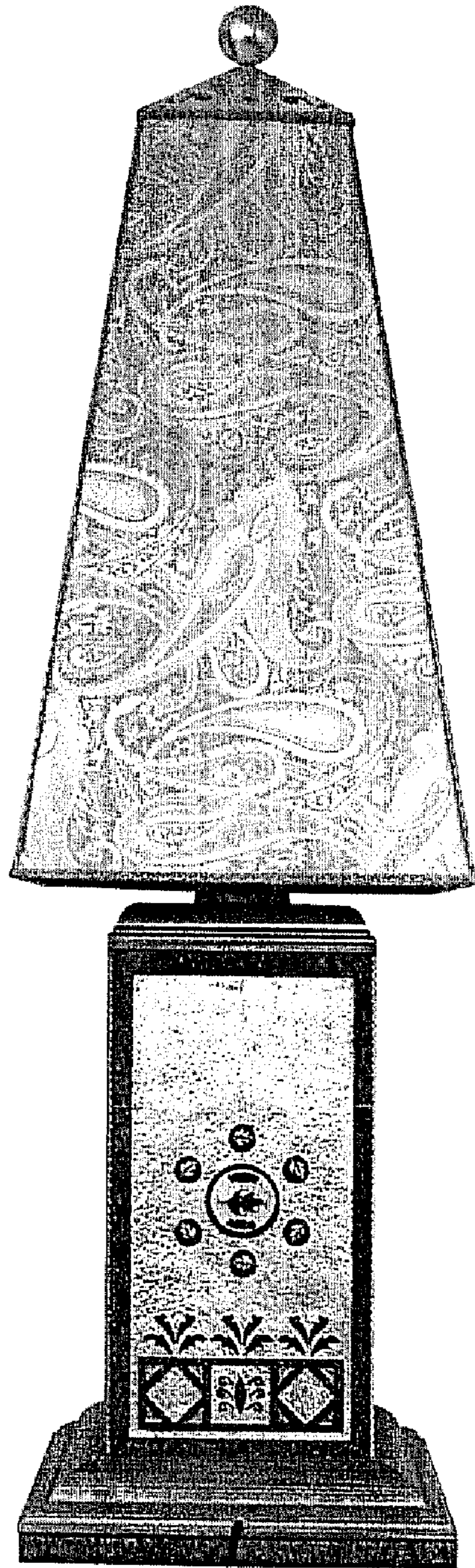


FIG. 5




FIG. 6




FIG. 7