



US00D605771S

(12) **United States Design Patent**  
**Unsworth**

(10) **Patent No.:** **US D605,771 S**

(45) **Date of Patent:** **\*\* Dec. 8, 2009**

(54) **DENTAL CONTROL UNIT**

(75) Inventor: **Austin Unsworth**, Fort Mill, SC (US)

(73) Assignee: **Dental Equipment, LLC**, Charlotte, NC (US)

(\*\*) Term: **14 Years**

(21) Appl. No.: **29/328,045**

(22) Filed: **Nov. 18, 2008**

(51) **LOC (9) Cl.** ..... **24-04**

(52) **U.S. Cl.** ..... **D24/177**

(58) **Field of Classification Search** ..... D24/177;  
D23/291, 292; 433/92, 97, 25; 4/263

See application file for complete search history.

(56) **References Cited**

**U.S. PATENT DOCUMENTS**

D125,064	S	*	2/1941	Blazey	.....	D10/74
D163,150	S	*	5/1951	Vaughn	.....	D10/74
4,226,590	A	*	10/1980	Hofmann	.....	433/28
4,386,910	A	*	6/1983	Cattani	.....	433/92
D288,122	S	*	2/1987	McGaha et al.	.....	D24/177
4,770,632	A	*	9/1988	Ryder et al.	.....	433/28
5,022,858	A	*	6/1991	Castellini	.....	433/97
D322,670	S	*	12/1991	Haug et al.	.....	D24/114
D328,791	S	*	8/1992	Nordstrom et al.	.....	D24/177
5,273,427	A	*	12/1993	Austin et al.	.....	433/28
5,332,392	A	*	7/1994	Bierbaum et al.	.....	433/77
D354,136	S	*	1/1995	Phelps et al.	.....	D24/177

D378,416	S	*	3/1997	LaPlante et al.	.....	D24/177
5,873,717	A	*	2/1999	Behringer	.....	433/28
6,692,253	B2	*	2/2004	Brockway et al.	.....	433/77
D562,735	S	*	2/2008	Morse	.....	D12/114
D577,826	S	*	9/2008	Unsworth	.....	D24/176

\* cited by examiner

*Primary Examiner*—Charles A Rademaker

(74) *Attorney, Agent, or Firm*—Timothy H. Van Dyke;  
Beusse Wolter Sanks Mora & Maire

(57) **CLAIM**

The ornamental design for an dental control unit, as shown and described.

**DESCRIPTION**

FIG. 1 is a front, top and side perspective view of a dental control unit showing my new design;

FIG. 2 is a rear elevation thereof;

FIG. 3 is a front elevation thereof;

FIG. 4 is a side elevation thereof;

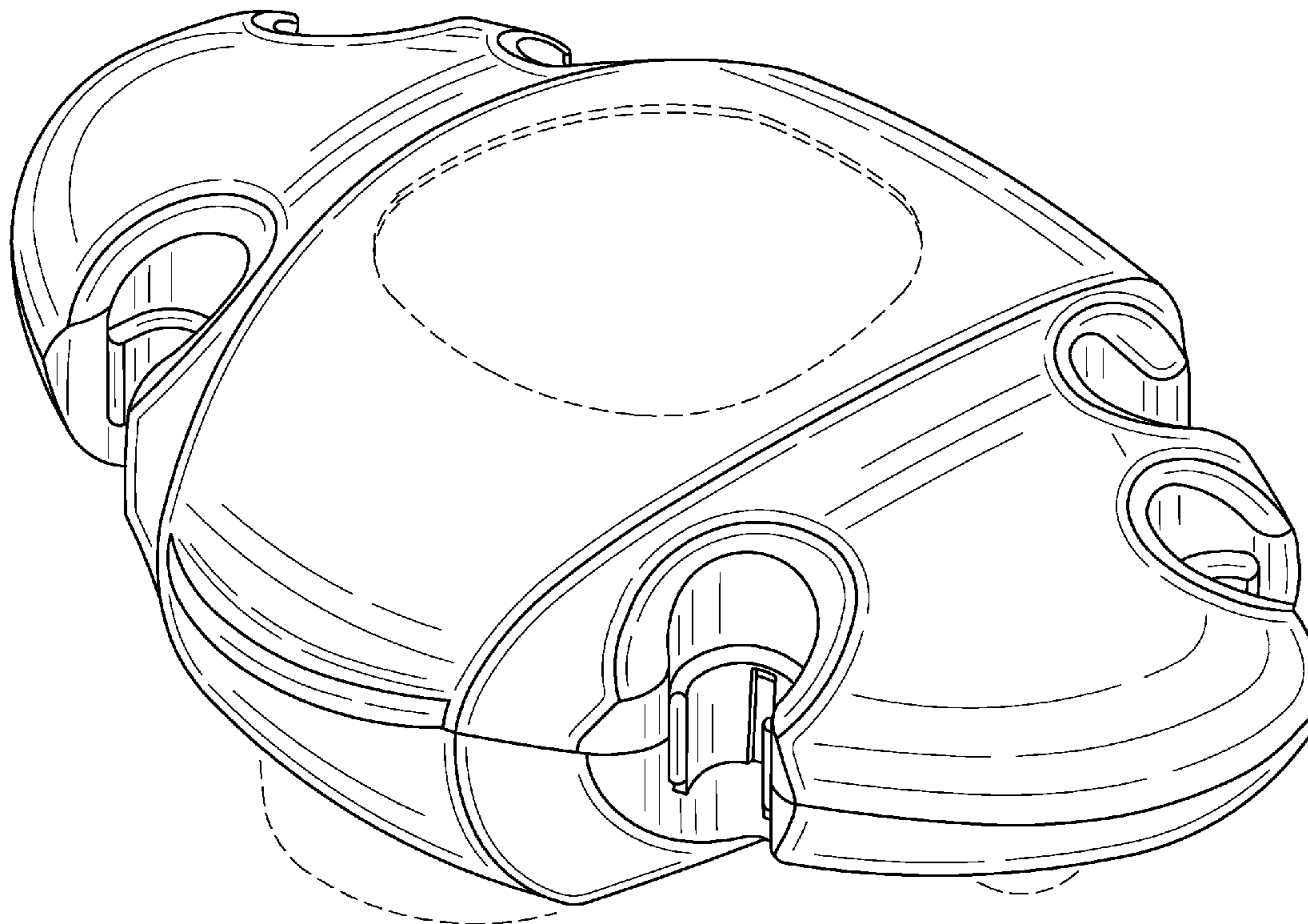
FIG. 5 is a top plan view thereof;

FIG. 6 is a bottom plan view thereof; and,

FIG. 7 is a bottom perspective view thereof.

The broken lines shown in the figure drawings are included for purposes of illustration and form no part of the claimed design.

**1 Claim, 7 Drawing Sheets**



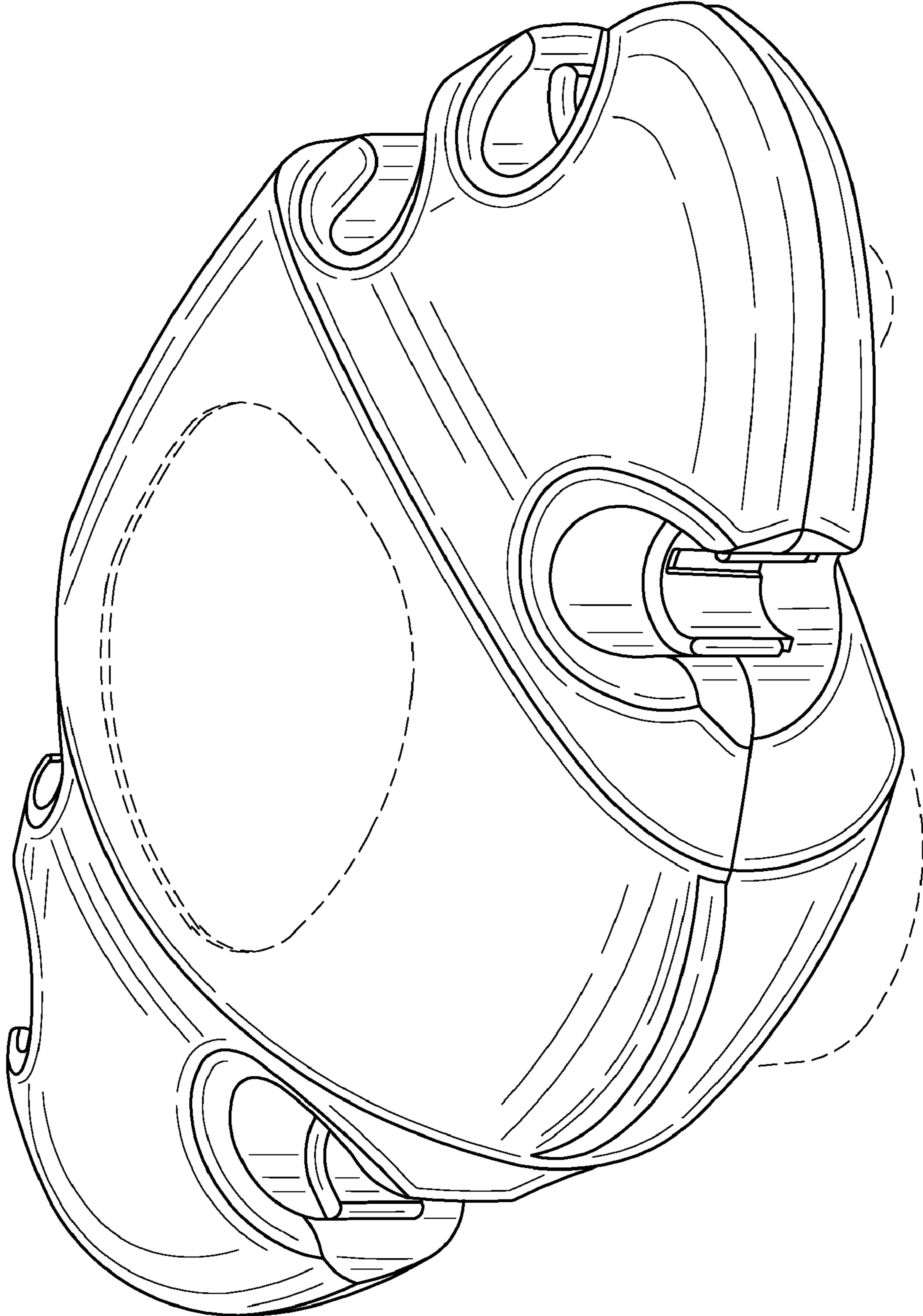


FIG. 1

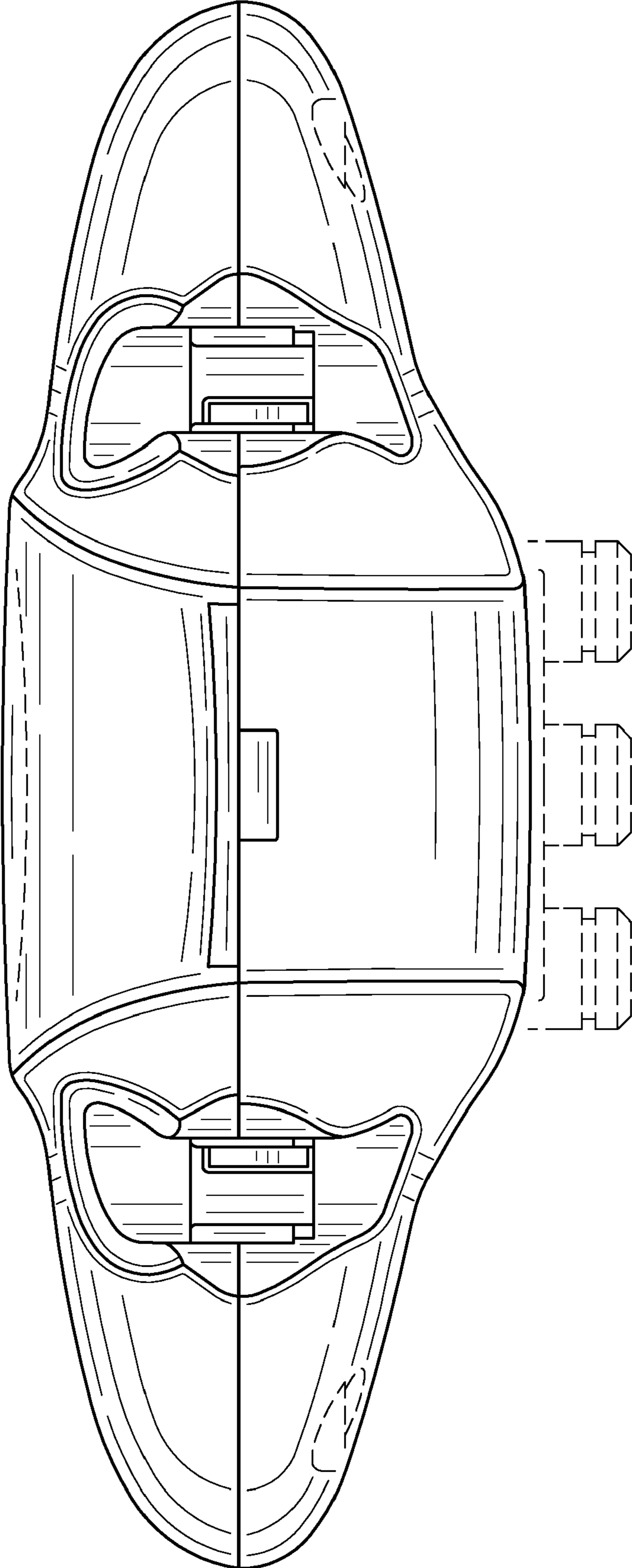


FIG. 2

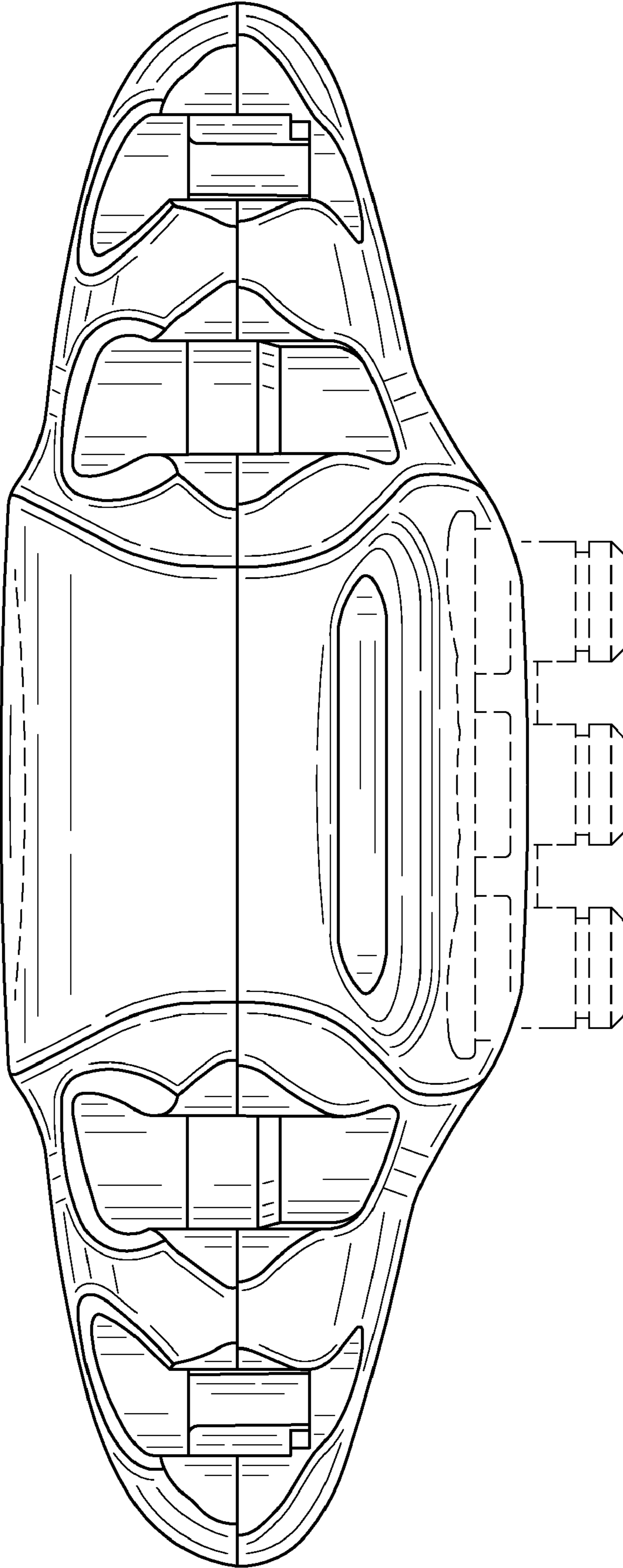


FIG. 3



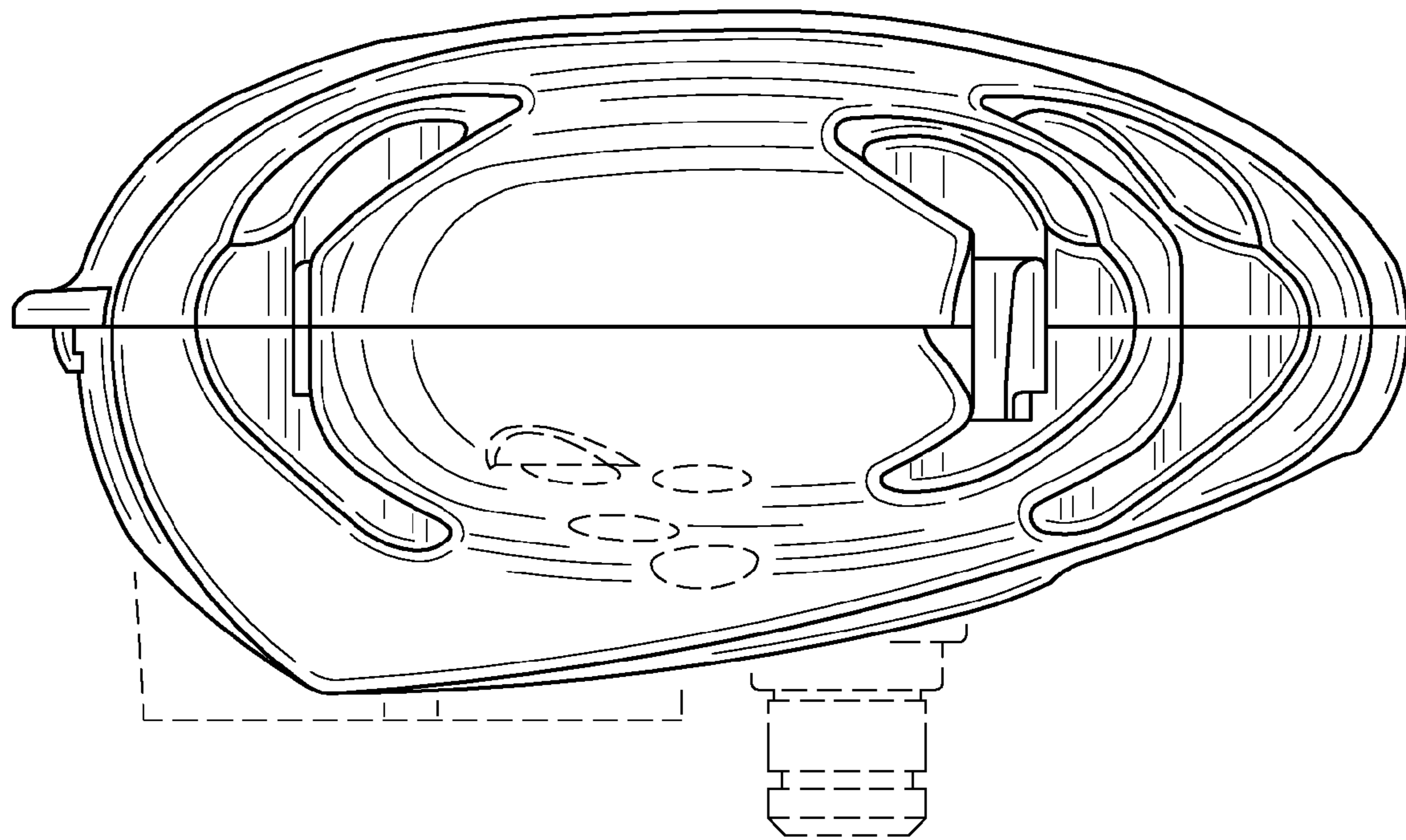


FIG. 4




FIG. 5

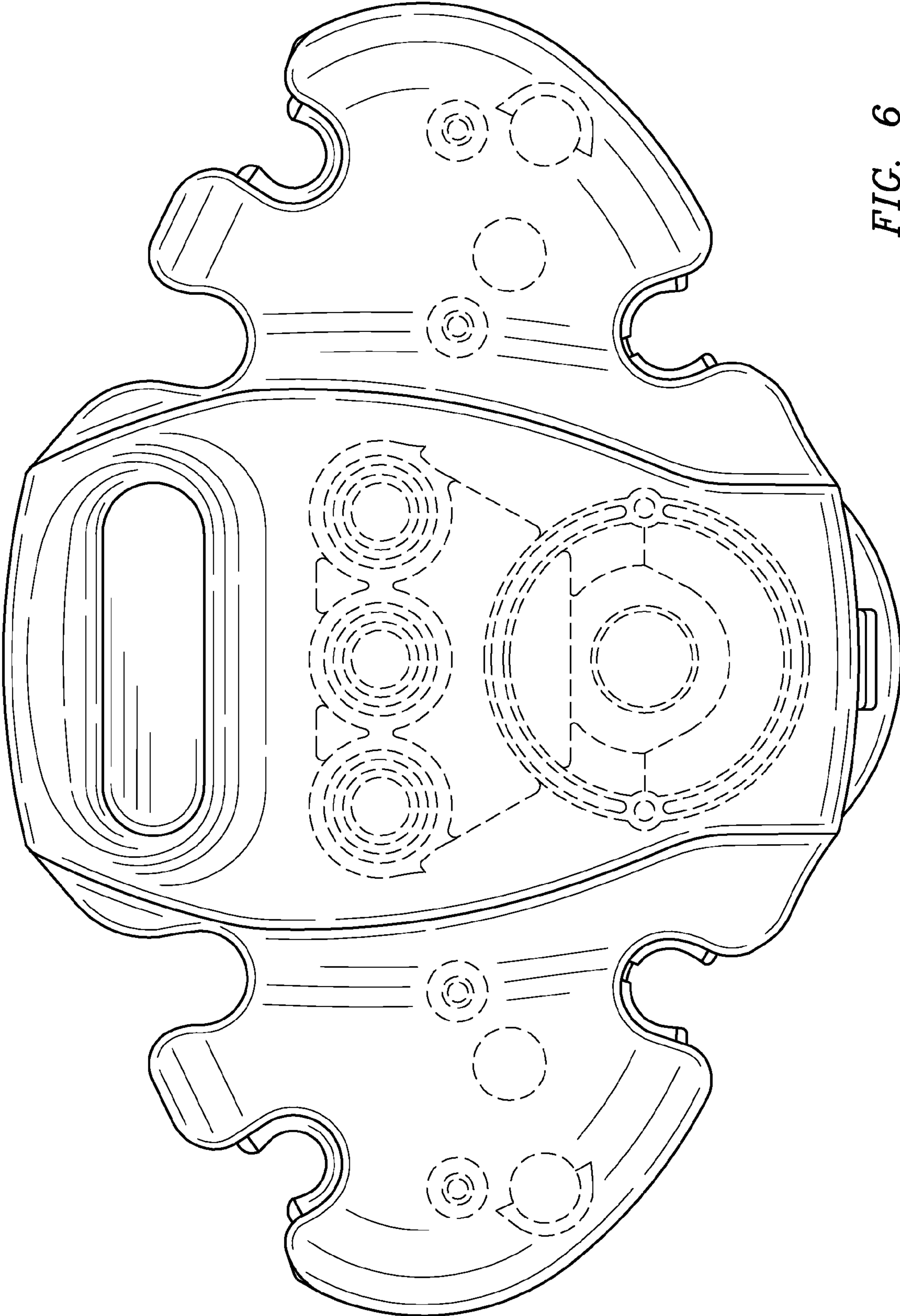


FIG. 6

FIG. 7

