



US00D605769S

(12) **United States Design Patent**
Sjursen et al.

(10) **Patent No.:** **US D605,769 S**
(45) **Date of Patent:** **** Dec. 8, 2009**

(54) **HEARING AID PART**

(75) Inventors: **Walter P. Sjursen**, West Windsor, NJ (US); **Michael DeSalvo**, Princeton, NJ (US); **Hassan A. Mohamed**, Bayonne, NJ (US); **Alyssa R. Needleman**, San Diego, CA (US)

(73) Assignee: **Songbird Hearing, Inc.**, North Brunswick, NJ (US)

(**) Term: **14 Years**

(21) Appl. No.: **29/320,431**

(22) Filed: **Jun. 26, 2008**

(51) **LOC (9) Cl.** **24-99**

(52) **U.S. Cl.** **D24/174**

(58) **Field of Classification Search** D24/173-175, D24/182, 106; D14/205, 223, 224, 249; 381/23.1, 312, 322, 323, 324, 328, 329, 330, 381/380, 381; 181/129, 130, 134, 135, 137
See application file for complete search history.

(56) **References Cited**

U.S. PATENT DOCUMENTS

4,783,816	A	11/1988	Buttner et al.	
D322,126	S *	12/1991	van Mourik	D24/174
D322,319	S *	12/1991	van Mourik	D24/174
D322,481	S *	12/1991	van Mourik	D24/174
D354,568	S *	1/1995	Araki et al.	D24/174
5,606,621	A	2/1997	Reiter et al.	
D385,036	S *	10/1997	Nielsen	D24/174
6,275,596	B1	8/2001	Fretz et al.	
6,418,230	B1	7/2002	McDonald et al.	
6,510,230	B2	1/2003	Marx	
6,546,110	B1	4/2003	Vonlanthen	
6,549,634	B1	4/2003	Vonlanthen	
6,625,290	B1	9/2003	Dittli	

6,704,423	B2	3/2004	Anderson et al.	
6,724,903	B2	4/2004	Niederdrank	
6,731,770	B1	5/2004	Vonlanthen	
6,735,319	B1	5/2004	Vonlanthen	
6,748,094	B1	6/2004	Tziviskos et al.	
6,775,389	B2	8/2004	Harrison et al.	
6,831,988	B2	12/2004	Vonlanthen	
6,959,097	B1	10/2005	Borowsky	
D516,216	S *	2/2006	Portmann	D24/174
7,003,876	B2	2/2006	Crawford et al.	
7,016,512	B1	3/2006	Feeley et al.	
7,076,076	B2	7/2006	Bauman	
7,082,207	B2	7/2006	Rapps	

(Continued)

Primary Examiner—T. Chase Nelson

Assistant Examiner—Anhdao Doan

(74) *Attorney, Agent, or Firm*—Hamilton, Brook, Smith & Reynolds, P.C.

(57) **CLAIM**

We claim the ornamental design for a hearing aid part, as shown and described.

DESCRIPTION

FIG. 1 is a perspective view of a hearing aid part, showing the design with an attached cable and earpiece;

FIG. 2 is a top view thereof;

FIG. 3 is a bottom view thereof;

FIG. 4 is a right side view thereof;

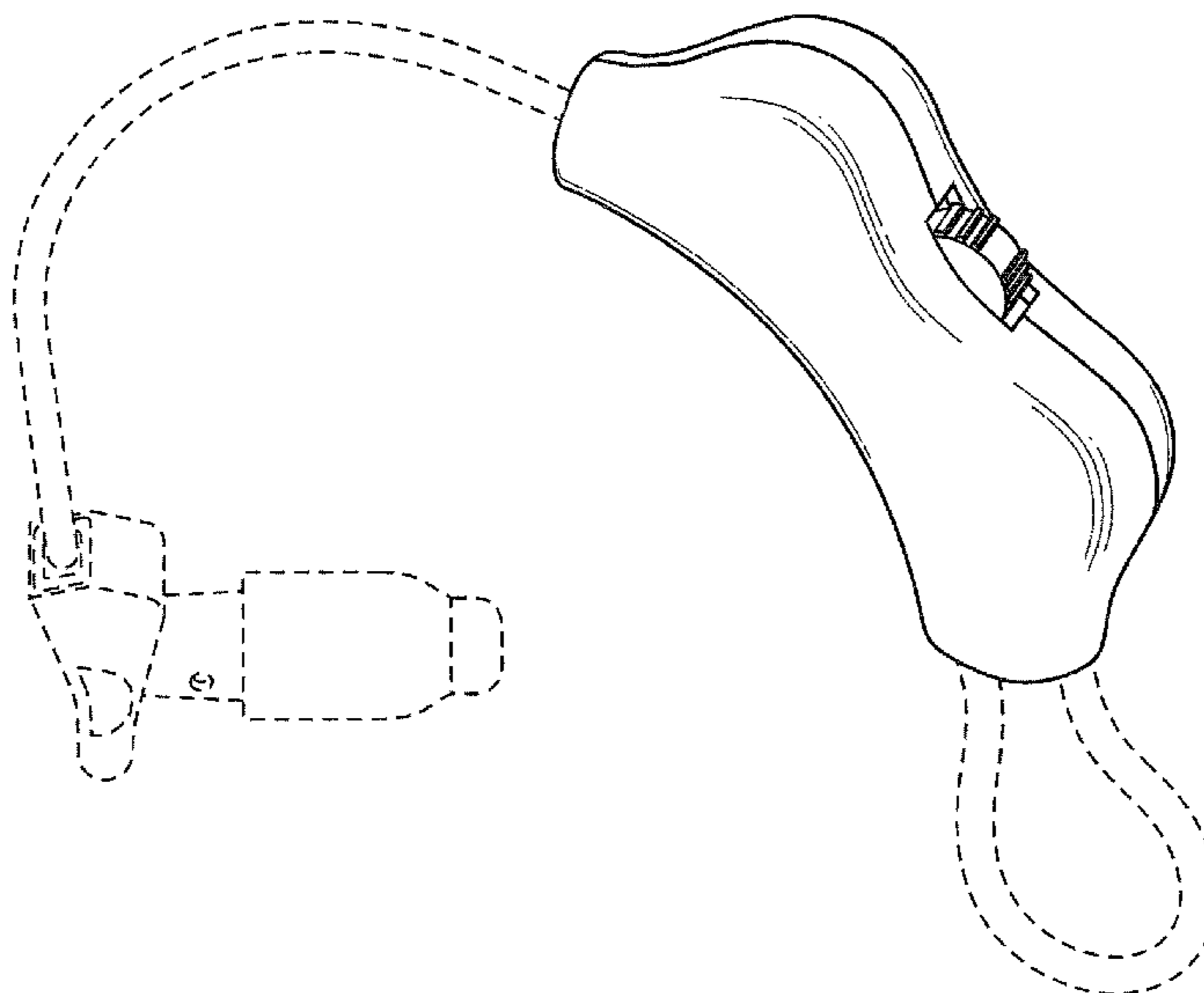
FIG. 5 is a left side view thereof;

FIG. 6 is a back end view thereof; and,

FIG. 7 is a front end view thereof.

The features shown in broken lines represent environment and do not form part of the claimed design.

1 Claim, 4 Drawing Sheets



US D605,769 S

Page 2

U.S. PATENT DOCUMENTS						
			D558,880 S	1/2008	Le	
7,099,484 B2	8/2006	Vonlanthen	D562,983 S *	2/2008	Jurkiewicz	D24/174
7,106,873 B1	9/2006	Harrison et al.	7,421,086 B2	9/2008	Bauman et al.	
7,110,562 B1	9/2006	Feeley et al.	D579,567 S *	10/2008	Pedersen	D24/174
D529,612 S	10/2006	Feeley et al.	2004/0047481 A1	3/2004	Bauman	
7,127,077 B2	10/2006	Hall et al.	2004/0047482 A1	3/2004	Bauman	
7,139,404 B2	11/2006	Feeley et al.	2004/0047483 A1	3/2004	Bauman	
7,142,926 B2	11/2006	Crawford	2005/0078843 A1	4/2005	Bauman	
7,155,023 B2	12/2006	Dittli	2007/0036374 A1	2/2007	Bauman et al.	
7,167,572 B1	1/2007	Harrison et al.	2007/0127757 A2*	6/2007	Darbut et al.	381/330
7,221,770 B2	5/2007	Fickweiler et al.				
D546,455 S *	7/2007	Darbut et al.				

* cited by examiner

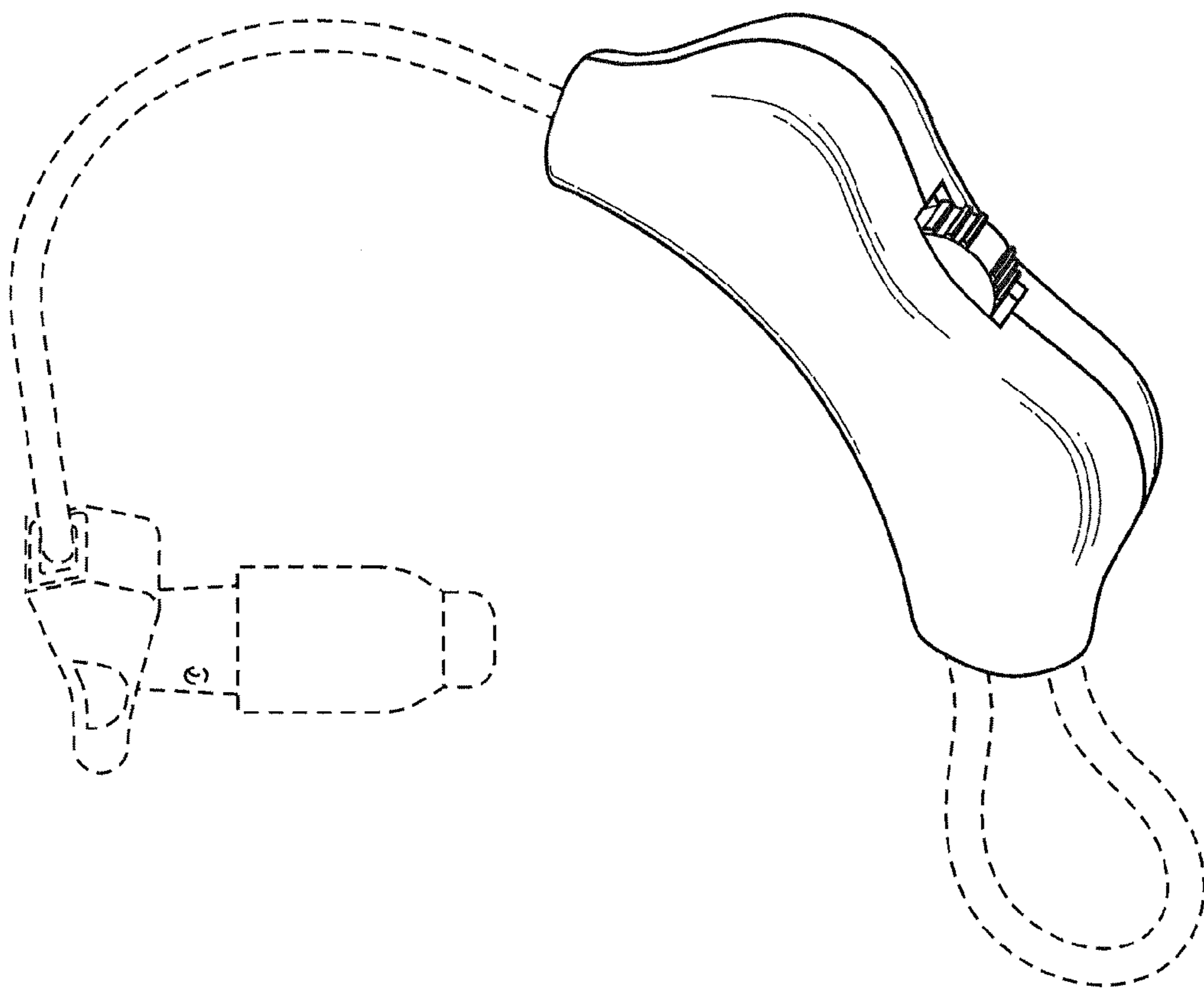


FIG. 1

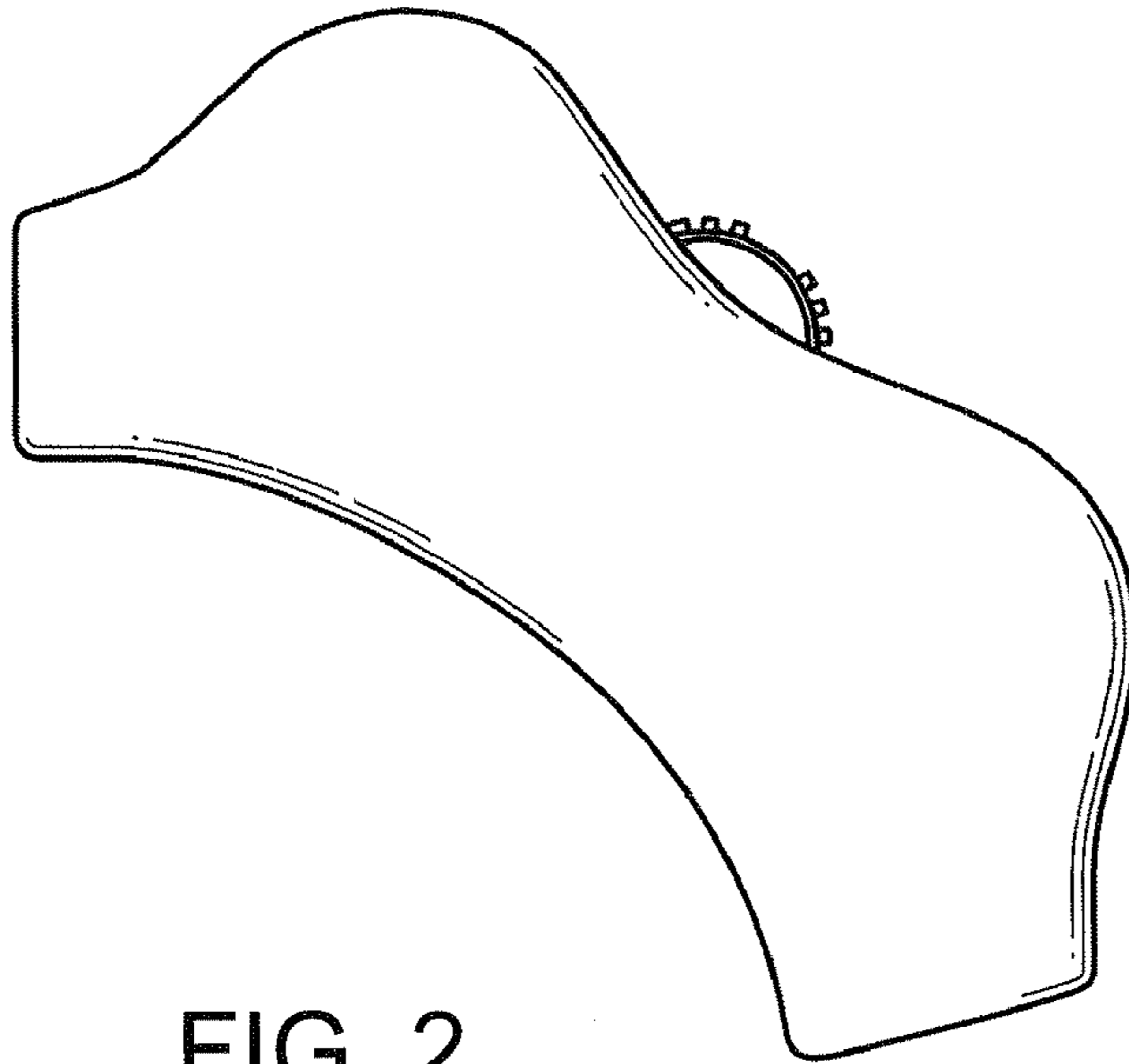


FIG. 2

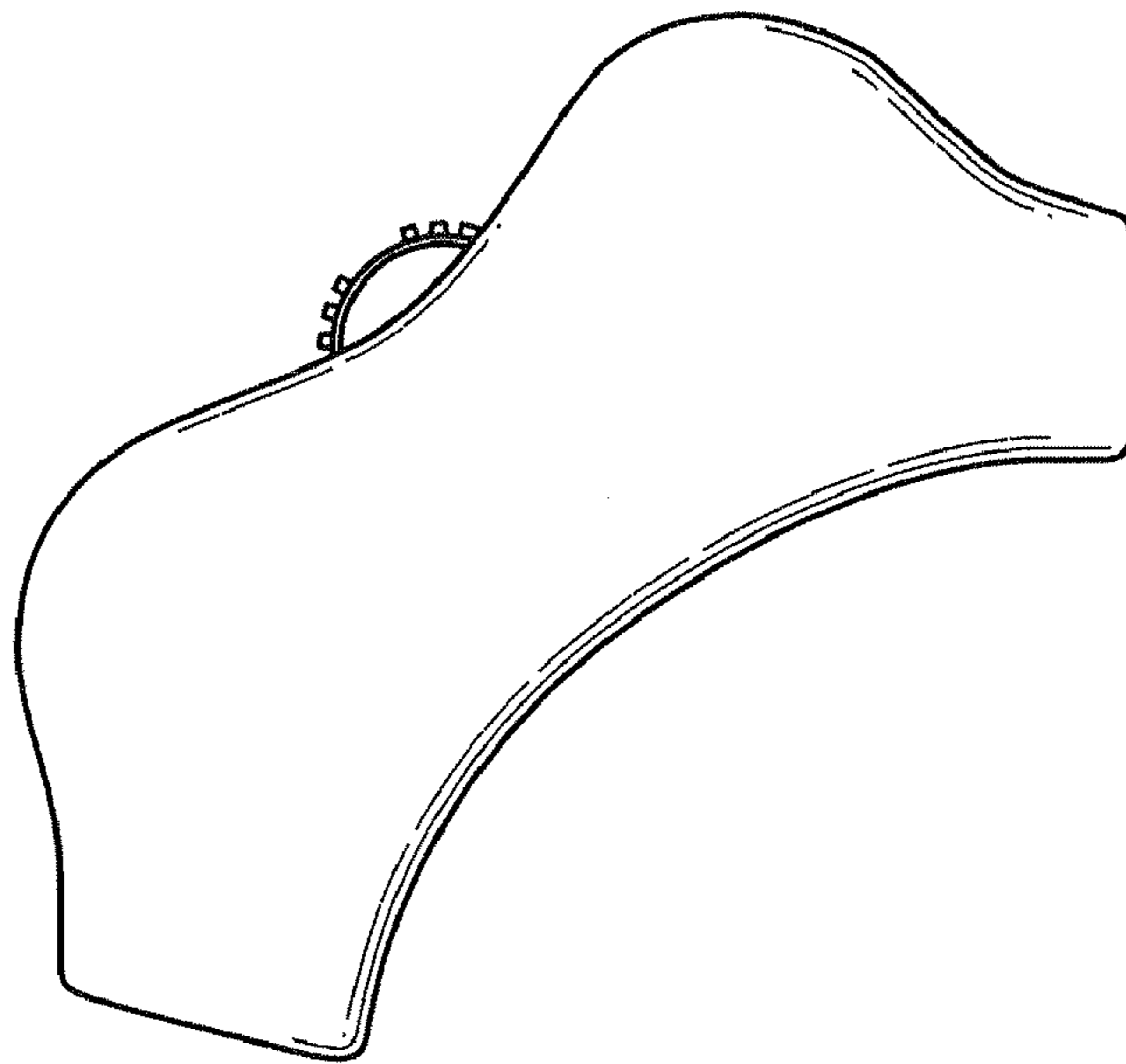


FIG. 3

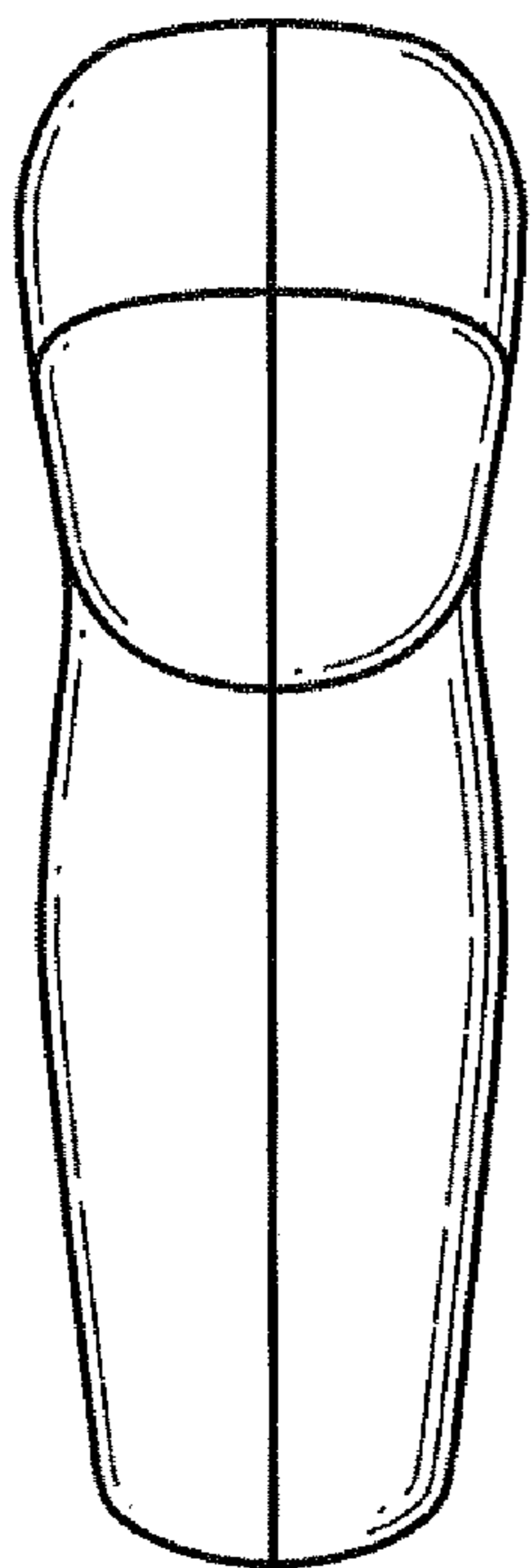


FIG. 4

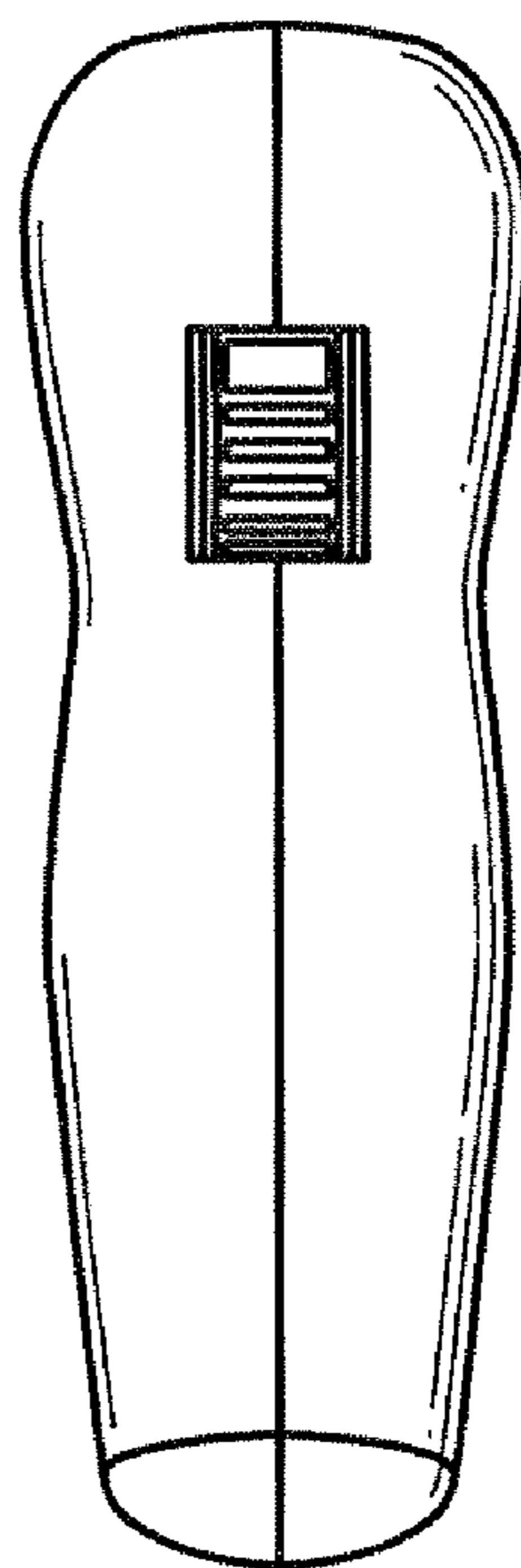


FIG. 5

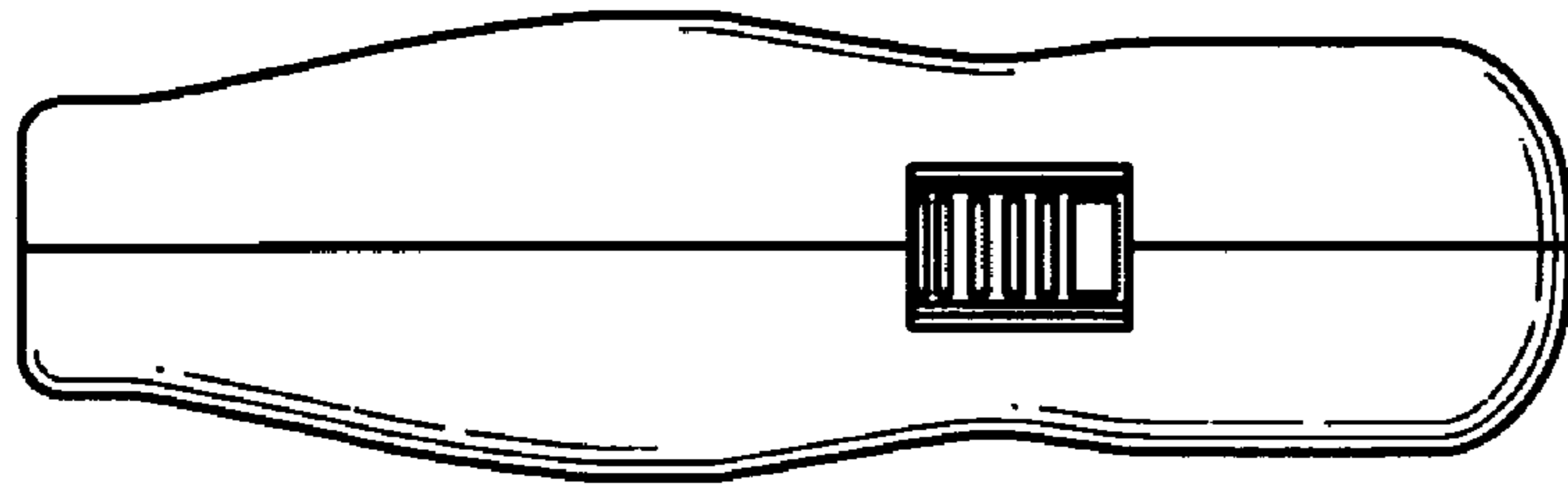


FIG. 6

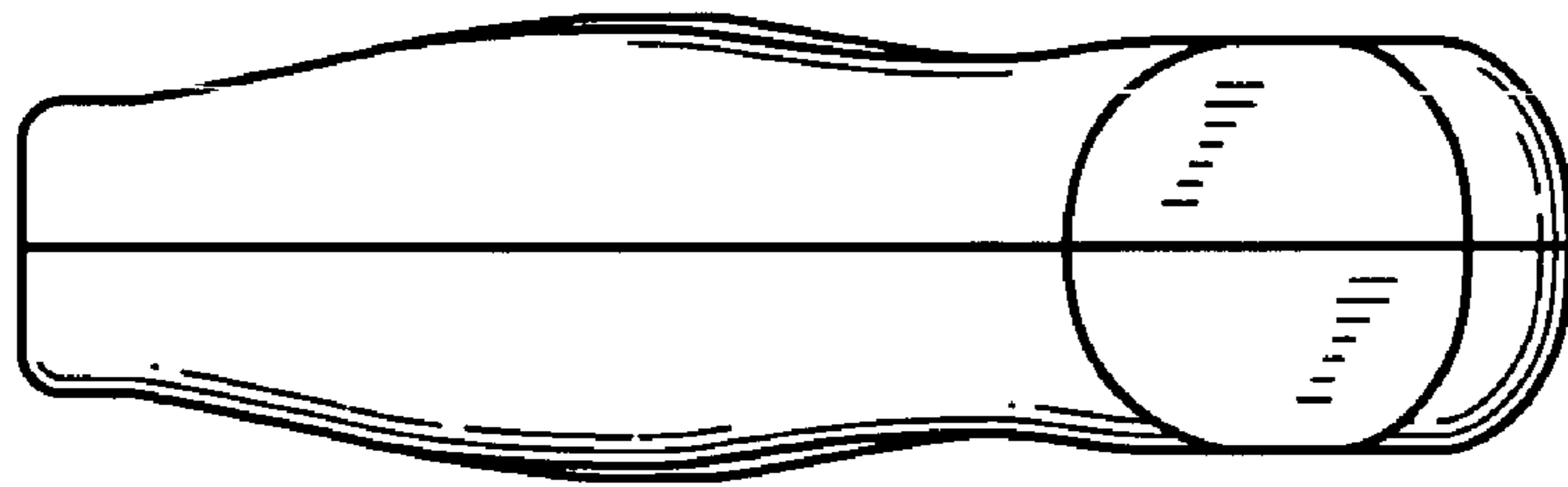


FIG. 7