



US00D605764S

(12) **United States Design Patent**
Griffis, III et al.

(10) **Patent No.:** **US D605,764 S**

(45) **Date of Patent:** **** Dec. 8, 2009**

(54) **INSTALLATION DEVICE FOR A SUTURE ANCHOR AND A SUTURE**

(75) Inventors: **Jack C. Griffis, III**, Decatur, GA (US);
Kenneth A. Gall, Atlanta, GA (US);
Christopher M. Yakacki, Atlanta, GA (US);
Maureen Carroll, Atlanta, GA (US);
Shane Byler, Mableton, GA (US)

(73) Assignee: **Medshape Solutions, Inc.**, Atlanta, GA (US)

(**) Term: **14 Years**

(21) Appl. No.: **29/331,875**

(22) Filed: **Feb. 3, 2009**

(51) **LOC (9) Cl.** **24-02**

(52) **U.S. Cl.** **D24/145; D24/146**

(58) **Field of Classification Search** D24/133,
D24/140, 144-147; 606/74, 228, 222, 232,
606/233, 139, 144, 304, 916

See application file for complete search history.

(56) **References Cited**

U.S. PATENT DOCUMENTS

4,884,572 A * 12/1989 Bays et al. 606/139
D330,591 S * 10/1992 Rosenberg et al. D24/147
D331,463 S * 12/1992 Rosenberg et al. D24/145

5,957,924 A * 9/1999 Tormala et al. 606/139
2008/0071278 A1 * 3/2008 Assell et al. 606/79
2009/0143809 A1 * 6/2009 Assell et al. 606/170

* cited by examiner

Primary Examiner—Ian Simmons

Assistant Examiner—Wan Laymon

(74) *Attorney, Agent, or Firm*—Greenberg Traurig, LLP

(57) **CLAIM**

The ornamental design for an installation device for a suture anchor and a suture, as shown and described.

DESCRIPTION

FIG. 1 is a perspective view of a new design for an installation device for a suture anchor and a suture;

FIG. 2 is a front side view thereof, the rear side view thereof being identical in appearance;

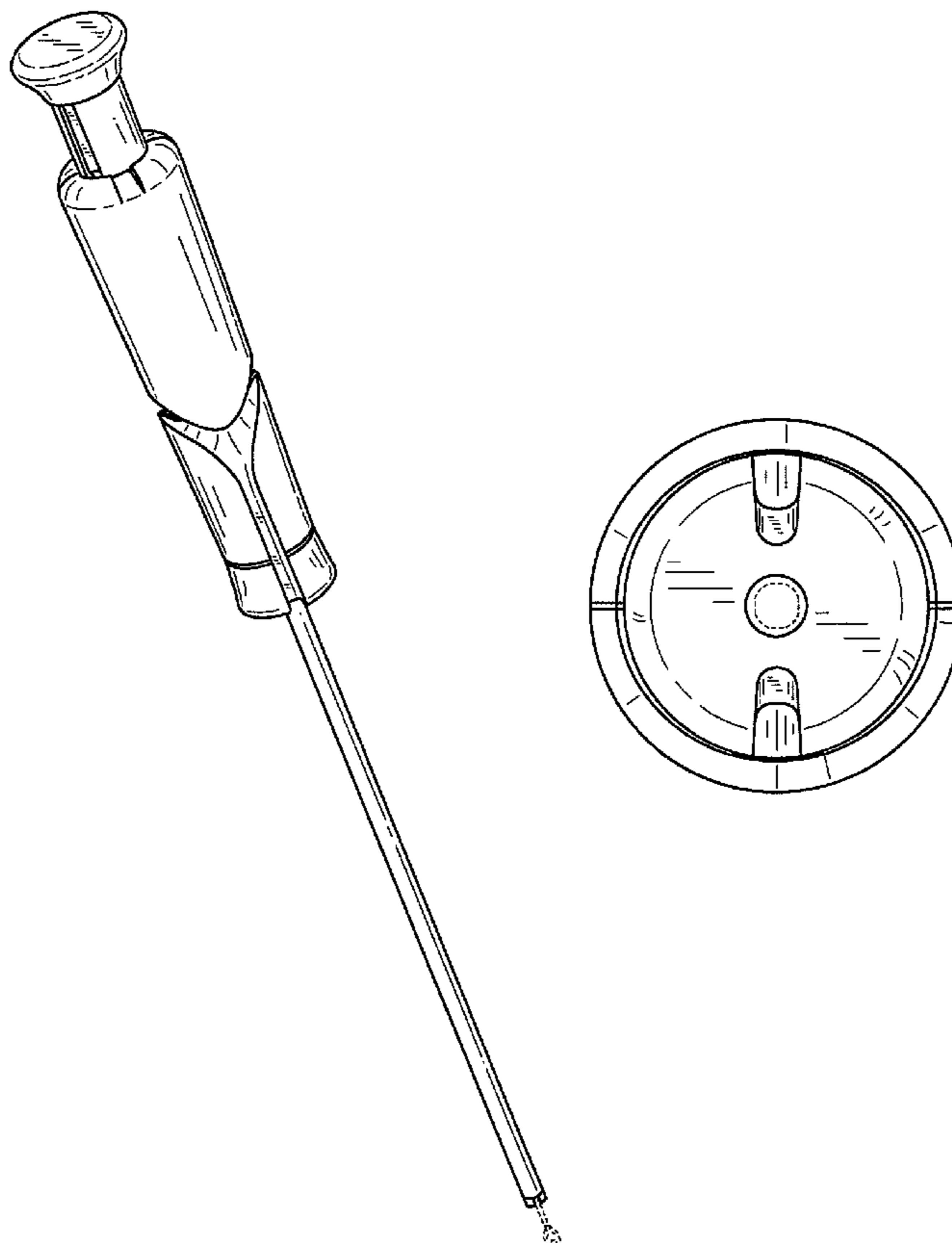
FIG. 3 is a right side view thereof, the left side view thereof being identical in appearance;

FIG. 4 is a top view thereof; and,

FIG. 5 is a bottom view thereof.

The broken line showing portions of an installation device for a suture anchor and suture is included for the purpose of illustrating environmental structure and forms no part of the claimed design.

1 Claim, 3 Drawing Sheets



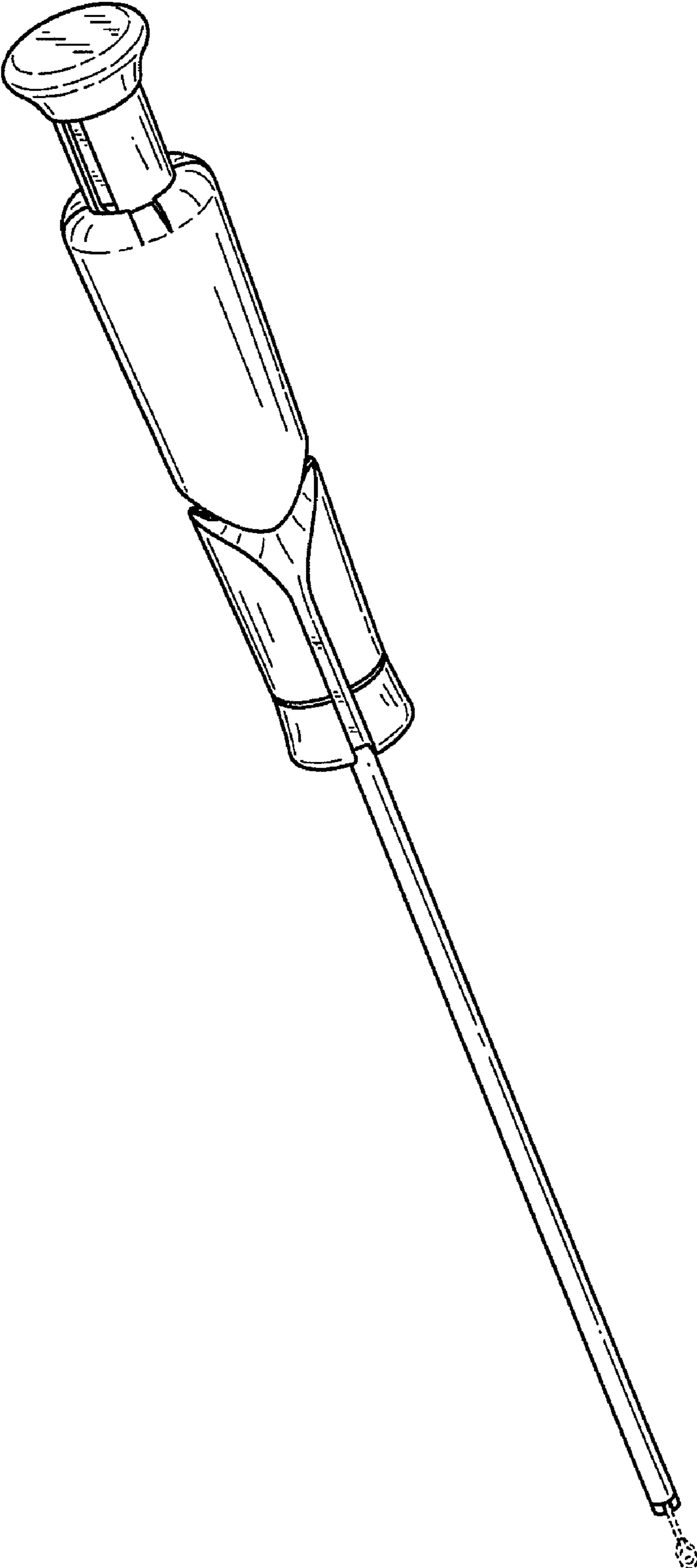


FIG.1

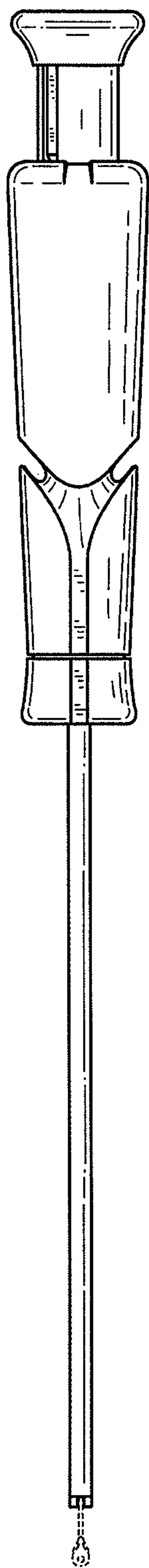


FIG. 2

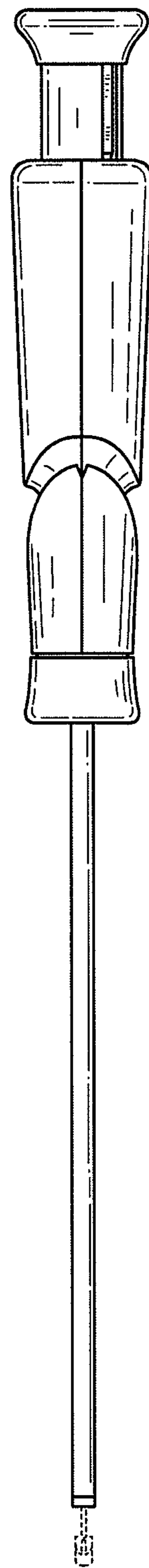


FIG. 3

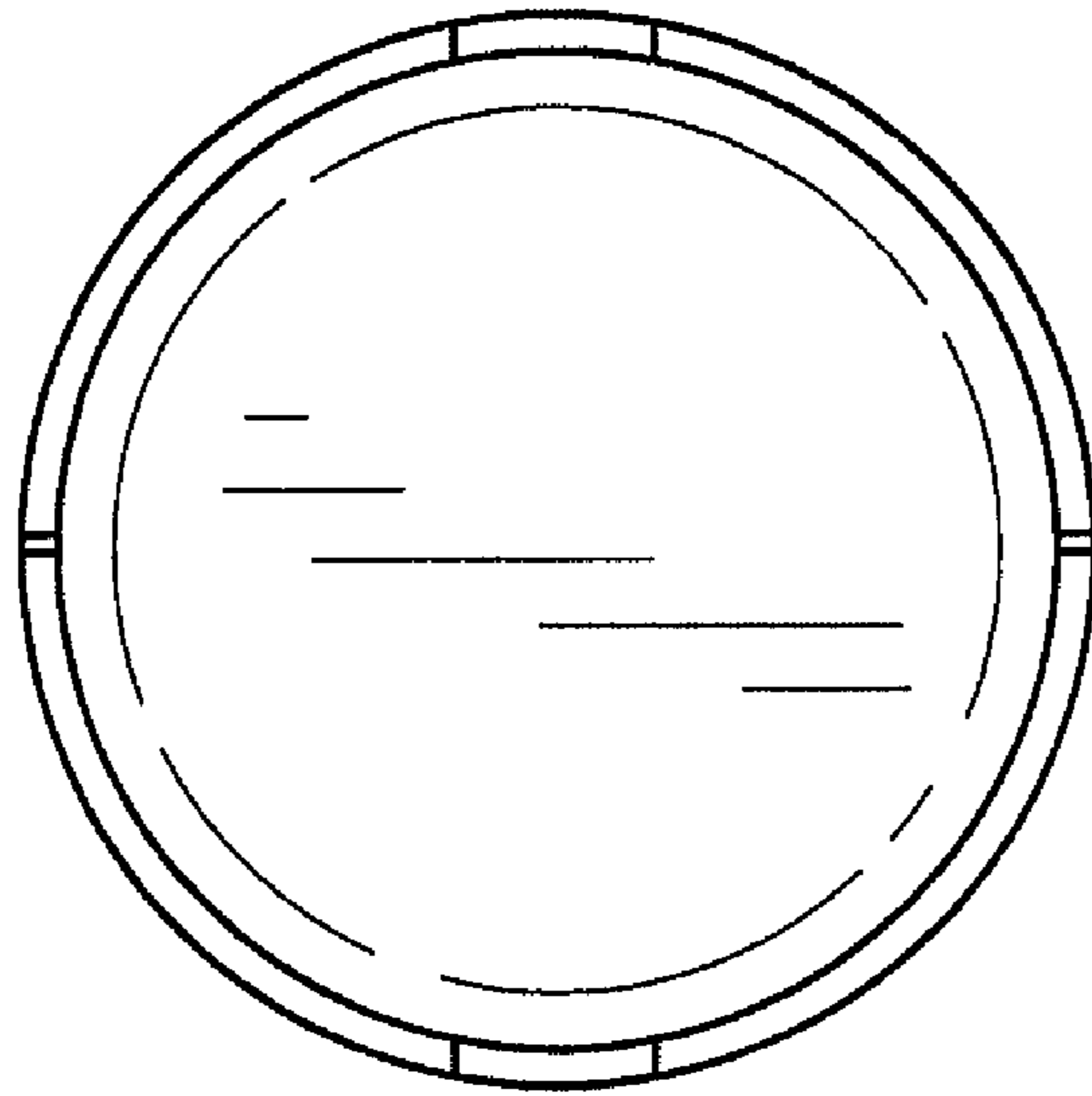


FIG. 4

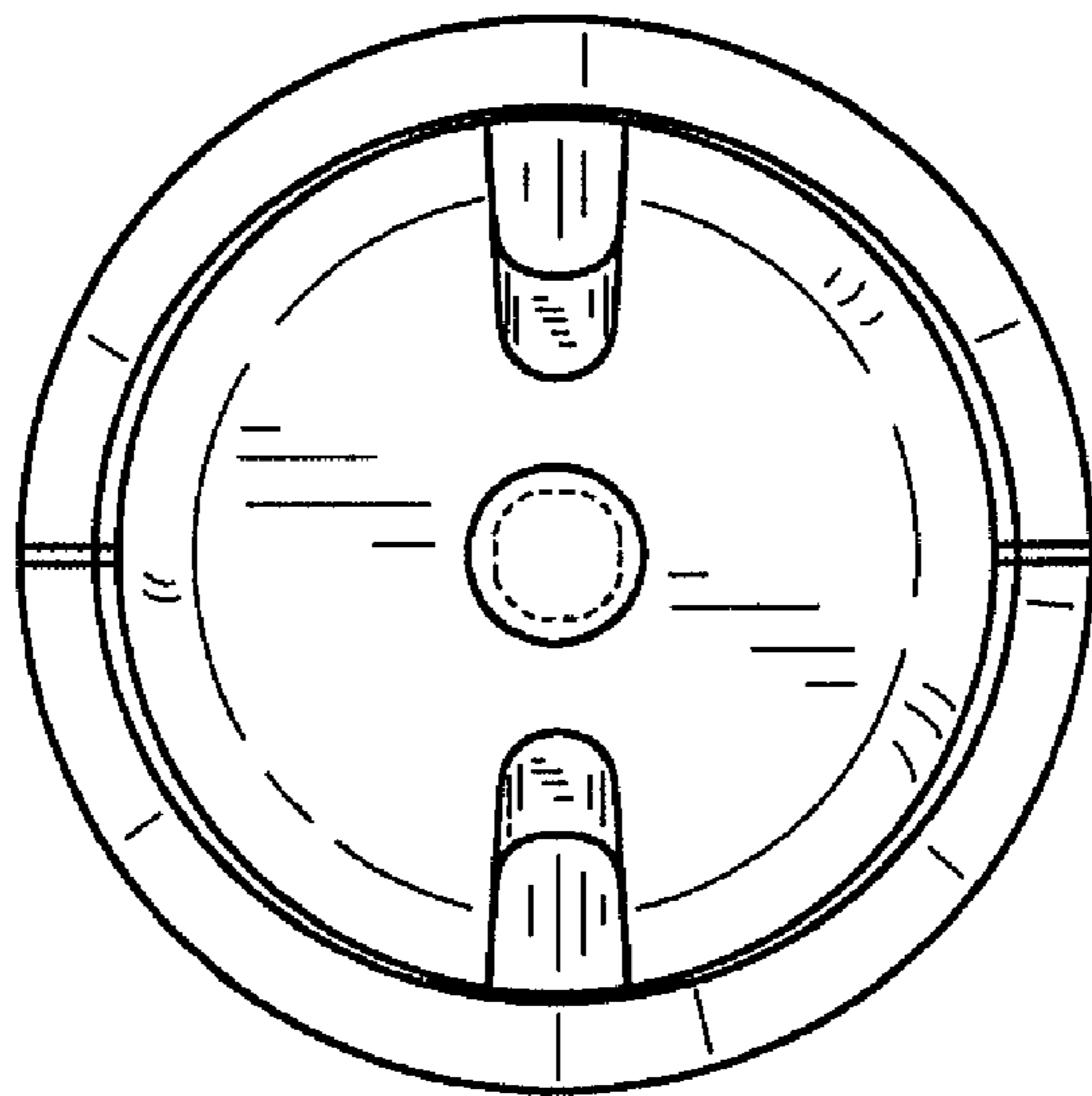


FIG. 5