



US00D605759S

(12) **United States Design Patent**
Cuevas et al.

(10) **Patent No.:** **US D605,759 S**
(45) **Date of Patent:** **** Dec. 8, 2009**

(54) **DILATOR HANDLE**

(75) Inventors: **Brian J. Cuevas**, Cumming, GA (US);
Michael Sleva, Atlanta, GA (US); **Joe Cesa**,
Cumming, GA (US); **Marjory Greenhalgh**,
Decatur, GA (US)

(73) Assignee: **Kimberly-Clark Worldwide, Inc.**,
Neenah, WI (US)

(**) Term: **14 Years**

(21) Appl. No.: **29/320,492**

(22) Filed: **Jun. 27, 2008**

(51) **LOC (9) Cl.** **24-02**

(52) **U.S. Cl.** **D24/133; D24/135**

(58) **Field of Classification Search** D24/133,
D24/135, 112, 140, 108, 147; 128/207.29,
128/207.14, 207.15, 200.26; 606/191, 185,
606/193, 196, 194, 104

See application file for complete search history.

(56) **References Cited**

U.S. PATENT DOCUMENTS

- 2,865,374 A 12/1958 Brown et al.
- 2,873,742 A 2/1959 Sheldon
- 2,991,787 A 7/1961 Sheldon et al.
- 3,104,666 A 9/1963 Hale et al.
- 3,182,663 A 5/1965 Abelson
- 3,384,087 A 5/1968 Brummelkamp
- 4,364,391 A 12/1982 Toye
- 4,471,778 A 9/1984 Toye
- 4,488,545 A 12/1984 Shen
- 4,520,810 A 6/1985 Weiss
- 4,677,978 A 7/1987 Melker
- 4,869,718 A 9/1989 Brader
- 4,898,163 A 2/1990 George
- 4,978,334 A 12/1990 Toye et al.
- 5,055,107 A 10/1991 Lester
- RE34,086 E 10/1992 George
- 5,156,601 A 10/1992 Lorenz et al.
- 5,217,005 A 6/1993 Weinstein
- 5,258,421 A 11/1993 Lorenz et al.

- 5,420,197 A 5/1995 Lorenz et al.
- 5,653,230 A 8/1997 Ciaglia et al.
- 5,690,669 A 11/1997 Sauer et al.
- 5,972,014 A 10/1999 Nevins
- 5,996,582 A 12/1999 Turnbull
- 6,054,504 A 4/2000 Dalla Riva Toma
- 6,106,489 A 8/2000 Gibertoni et al.
- 6,109,264 A 8/2000 Sauer
- 6,298,851 B1 10/2001 Parota et al.
- 6,382,209 B1 5/2002 Toye
- 6,637,435 B2 10/2003 Ciaglia et al.
- D485,358 S 1/2004 Woo
- 6,704,017 B1 3/2004 Dulguerov

(Continued)

FOREIGN PATENT DOCUMENTS

AT 146305 6/1936

(Continued)

Primary Examiner—Ian Simmons
Assistant Examiner—Christopher Lee
(74) *Attorney, Agent, or Firm*—James B. Robinson

(57) **CLAIM**

We claim the ornamental design for a dilator handle, as shown and described.

DESCRIPTION

FIG. 1 is a perspective view of the tapered dilator handle with a detachable tip and other items shown in phantom.

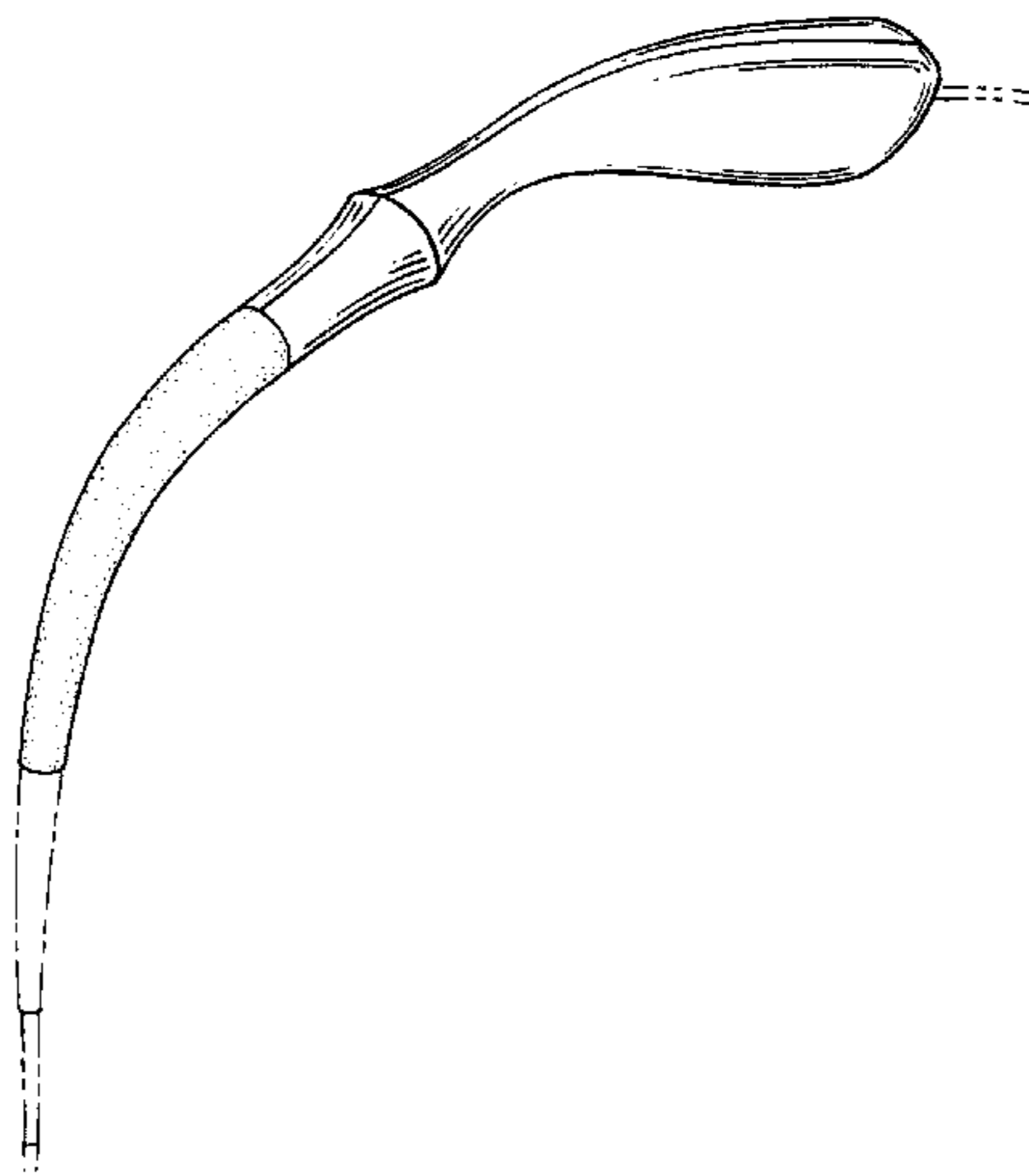
FIG. 2 is a side view of the tapered dilator handle.

FIG. 3 is a top view of the tapered dilator handle; and,

FIG. 4 is a bottom view of the tapered dilator handle.

The broken line showing in FIG. 1 is for the purpose of illustrating detachable tip and other items of the tapered dilator handle and forms no part of the claimed design.

1 Claim, 2 Drawing Sheets



US D605,759 S

Page 2

U.S. PATENT DOCUMENTS

6,742,519 B2 6/2004 Turnbull
6,926,728 B2* 8/2005 Zucherman et al. 606/190
7,036,510 B2 5/2006 Zgoda et al.
2003/0114871 A1 6/2003 Turnbull
2004/0049222 A1 3/2004 Schaeffer et al.
2004/0087991 A1 5/2004 Woo
2004/0098013 A1 5/2004 Ciaglia et al.
2004/0154623 A1 8/2004 Schaeffer et al.
2005/0183729 A1 8/2005 Fischer, Jr.
2006/0081260 A1 4/2006 Eels et al.
2006/0100657 A2* 5/2006 Ciaglia et al. 606/191
2006/0124134 A1 6/2006 Wood
2007/0185522 A1* 8/2007 Davies et al. 606/191
2009/0024089 A1* 1/2009 Levine et al. 604/104
2009/0062832 A1* 3/2009 Griffith et al. 606/191

FOREIGN PATENT DOCUMENTS

DE 7911837 U1 7/1979

DE 3015593 A1 10/1981
DE 10065604 A1 7/2001
DE 102004026316 6/2005
EM 000022306.0001 8/2003
EP 1099451 A2 5/2001
EP 1281414 B1 9/2004
GB 2377382 1/2003
GB 2394669 5/2004
GB 2397235 7/2004
GB 2424190 9/2006
GB 2428201 1/2007
WO WO 95/32017 11/1995
WO WO 2006/008602 1/2006
WO WO 2006/087032 8/2006
WO WO 2006/087512 8/2006
WO WO 2006/120077 11/2006
WO WO 2007/000159 1/2007
WO WO 2008/009943 1/2008
WO WO 2008/034872 3/2008

* cited by examiner

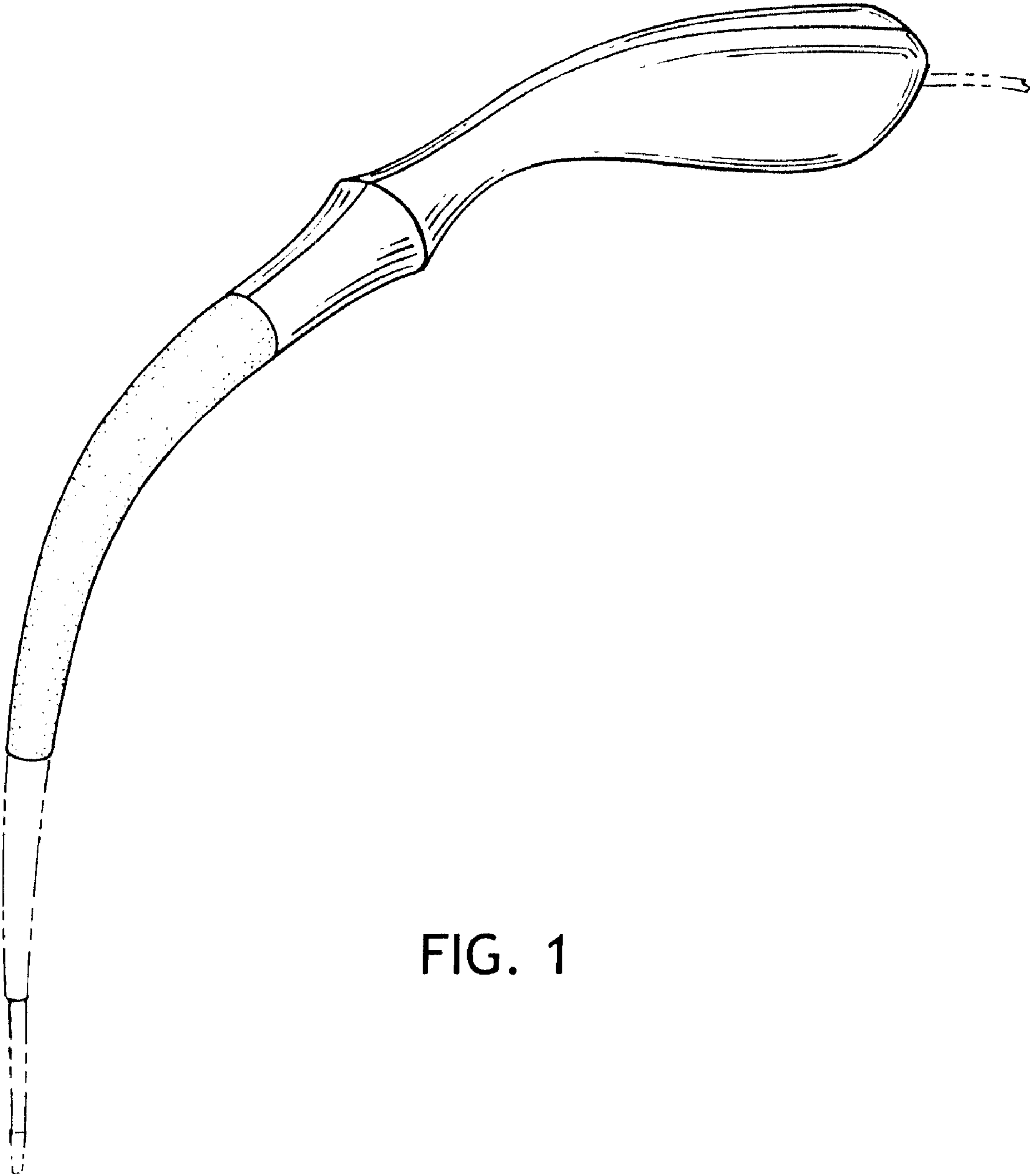


FIG. 1

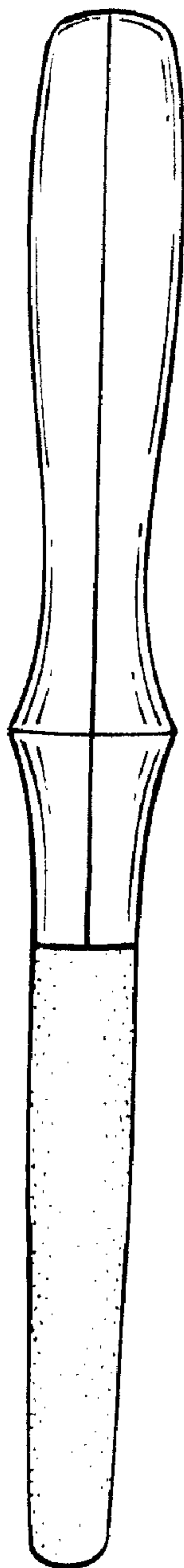


FIG. 3

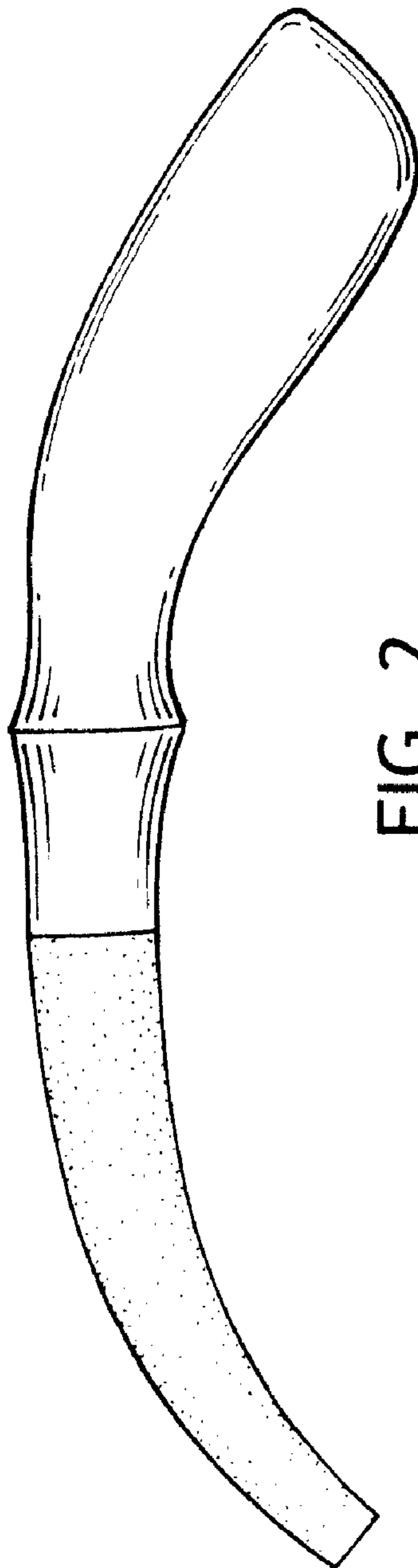


FIG. 2

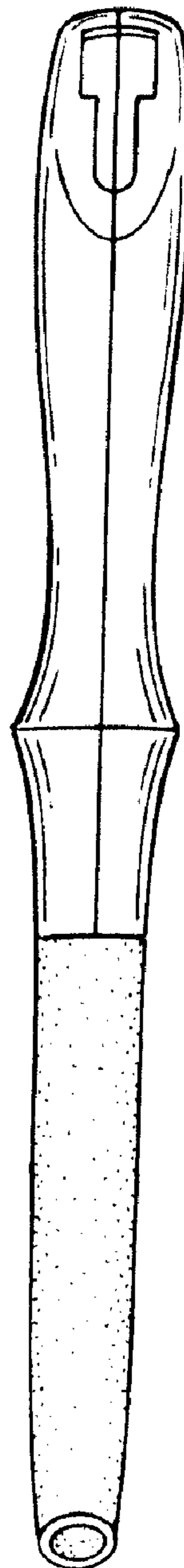


FIG. 4