

US00D605747S

(12) **United States Design Patent**  
**Butler et al.**

(10) **Patent No.:** **US D605,747 S**

(45) **Date of Patent:** **\*\* Dec. 8, 2009**

(54) **AIR FRESHENER DEVICE**

(56) **References Cited**

(75) Inventors: **Martin Butler**, Hull (GB); **Andrea Duddington**, Hull (GB); **Benjamin David Hindle**, Hull (GB); **Laurie Labesque**, Parsippany, NJ (US)

U.S. PATENT DOCUMENTS

1,043,129	A *	11/1912	Sleeper .....	65/236
2,471,949	A *	5/1949	Gilowitz .....	239/44
D434,481	S *	11/2000	Bornstein et al. ....	D23/360
D438,606	S *	3/2001	Jackson .....	D23/355
D439,318	S *	3/2001	Jackson .....	D23/355
D439,644	S *	3/2001	Jackson .....	D23/355
D513,479	S *	1/2006	Behrens .....	D11/144
D581,035	S *	11/2008	Conway et al. ....	D23/366
2008/0308648	A1 *	12/2008	Pesu .....	239/44

(73) Assignee: **Reckitt Benckiser (UK) Limited**, Slough-Berkshire (GB)

(\*\*) Term: **14 Years**

(21) Appl. No.: **29/334,842**

(22) Filed: **Apr. 2, 2009**

**Related U.S. Application Data**

(62) Division of application No. 29/323,127, filed on Aug. 19, 2008, now Pat. No. Des. 596,732.

\* cited by examiner

*Primary Examiner*—Sandra Snapp

(74) *Attorney, Agent, or Firm*—Norris, McLaughlin & Marcus

(30) **Foreign Application Priority Data**

Feb. 20, 2008	(EM)	000884655-0001
Feb. 20, 2008	(EM)	000884655-0002
Feb. 20, 2008	(EM)	000884655-0003

(57) **CLAIM**

The ornamental design for an air freshener device, as shown and described.

(51) **LOC (9) Cl.** ..... **28-99**

(52) **U.S. Cl.** ..... **D23/366**

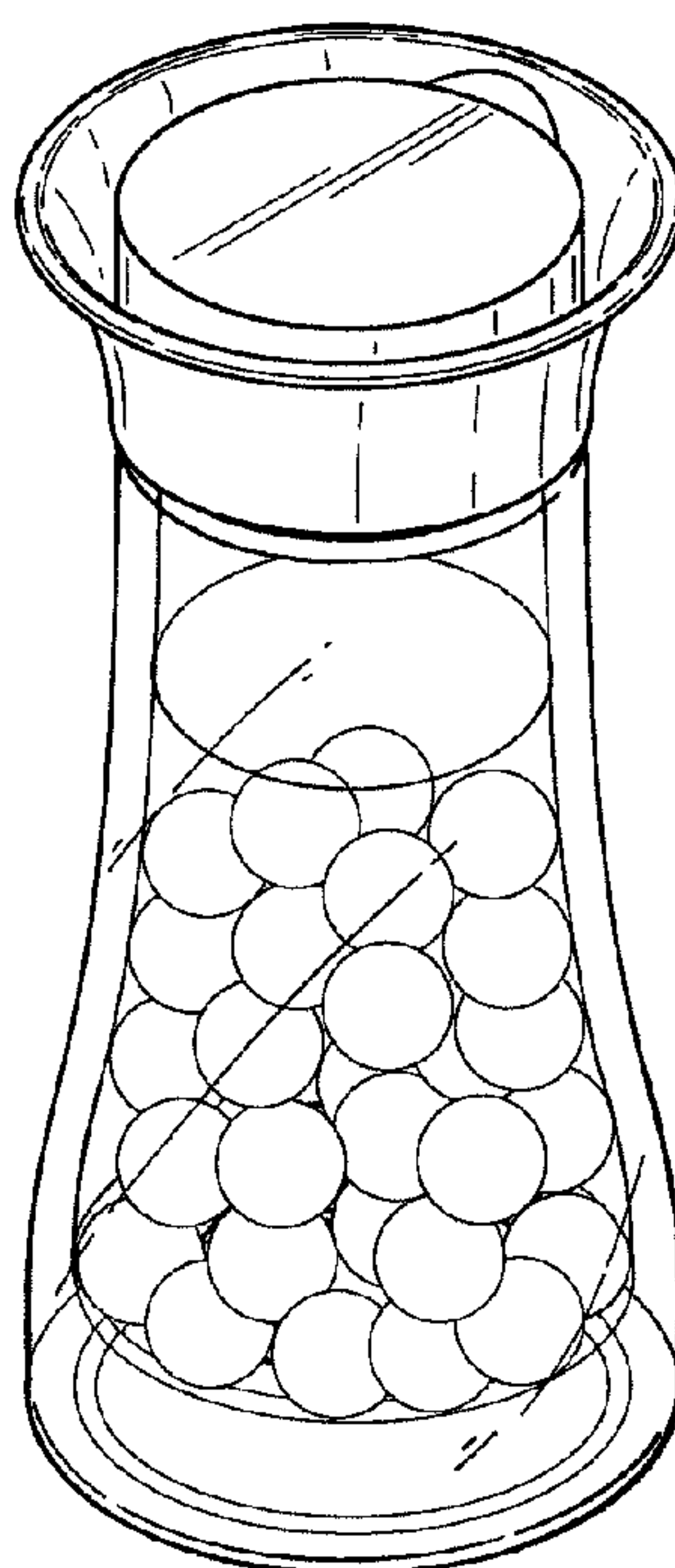
(58) **Field of Classification Search** ..... D23/355-369; 261/DIG. 17, DIG. 42, DIG. 65, DIG. 89; 239/34-36, 44-45, 53-54, 56-57, 60, 136, 239/152, 302, 326; 392/386, 390, 392, 394, 392/395; D28/5, 6; D9/516, 537

**DESCRIPTION**

FIG. 1 is a front perspective view of our air freshener device  
FIG. 2 is a side elevational view thereof;  
FIG. 3 is a plan view of the top thereof; and,  
FIG. 4 is a plan view of the bottom thereof.

See application file for complete search history.

**1 Claim, 1 Drawing Sheet**



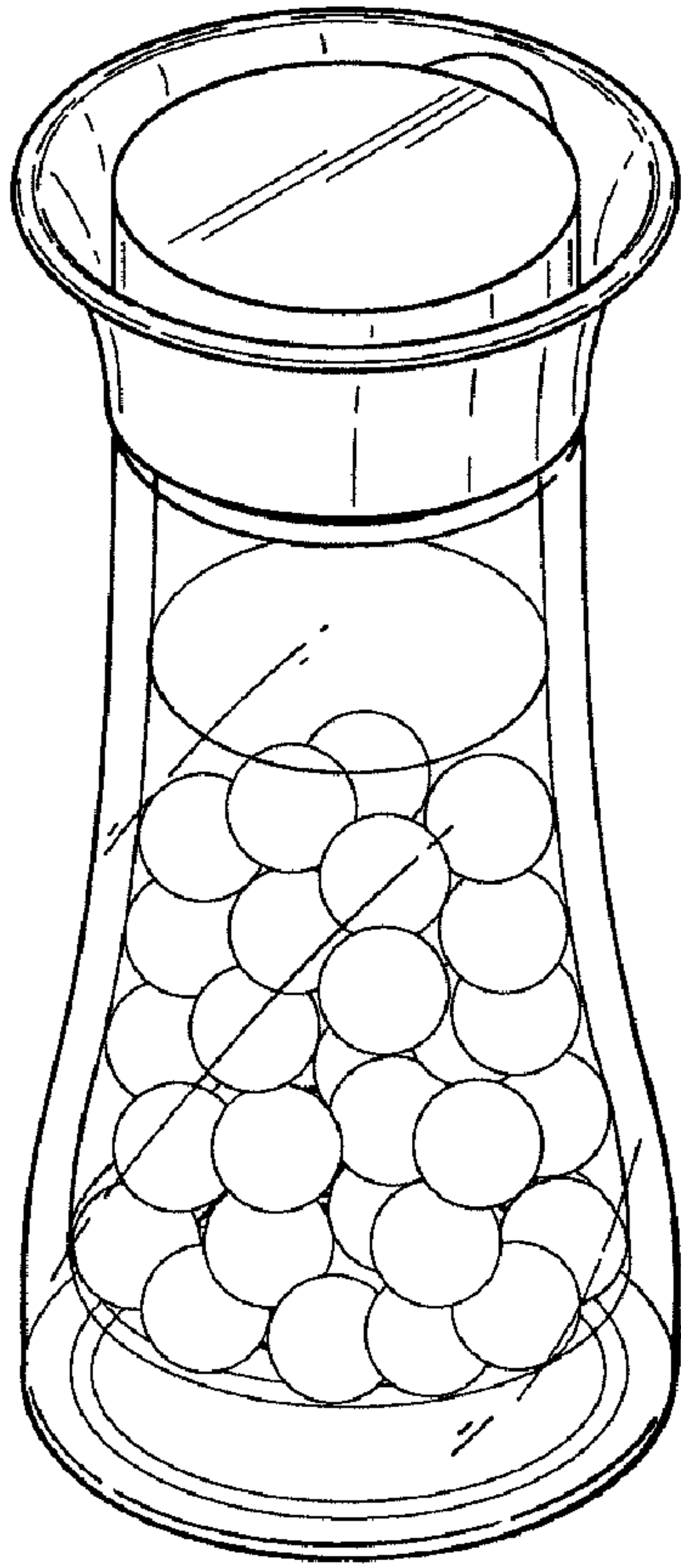


FIG. 1.

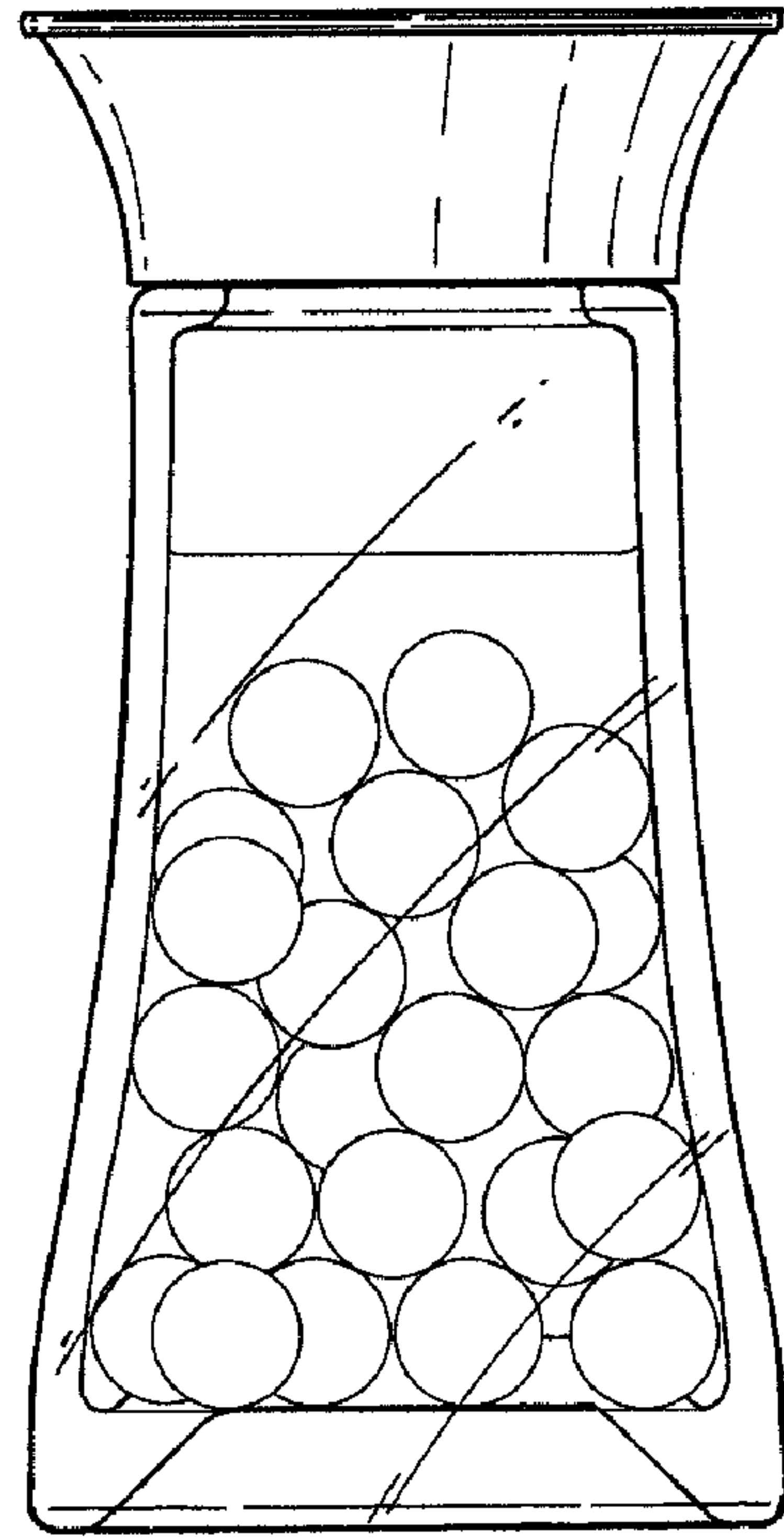


FIG. 2.

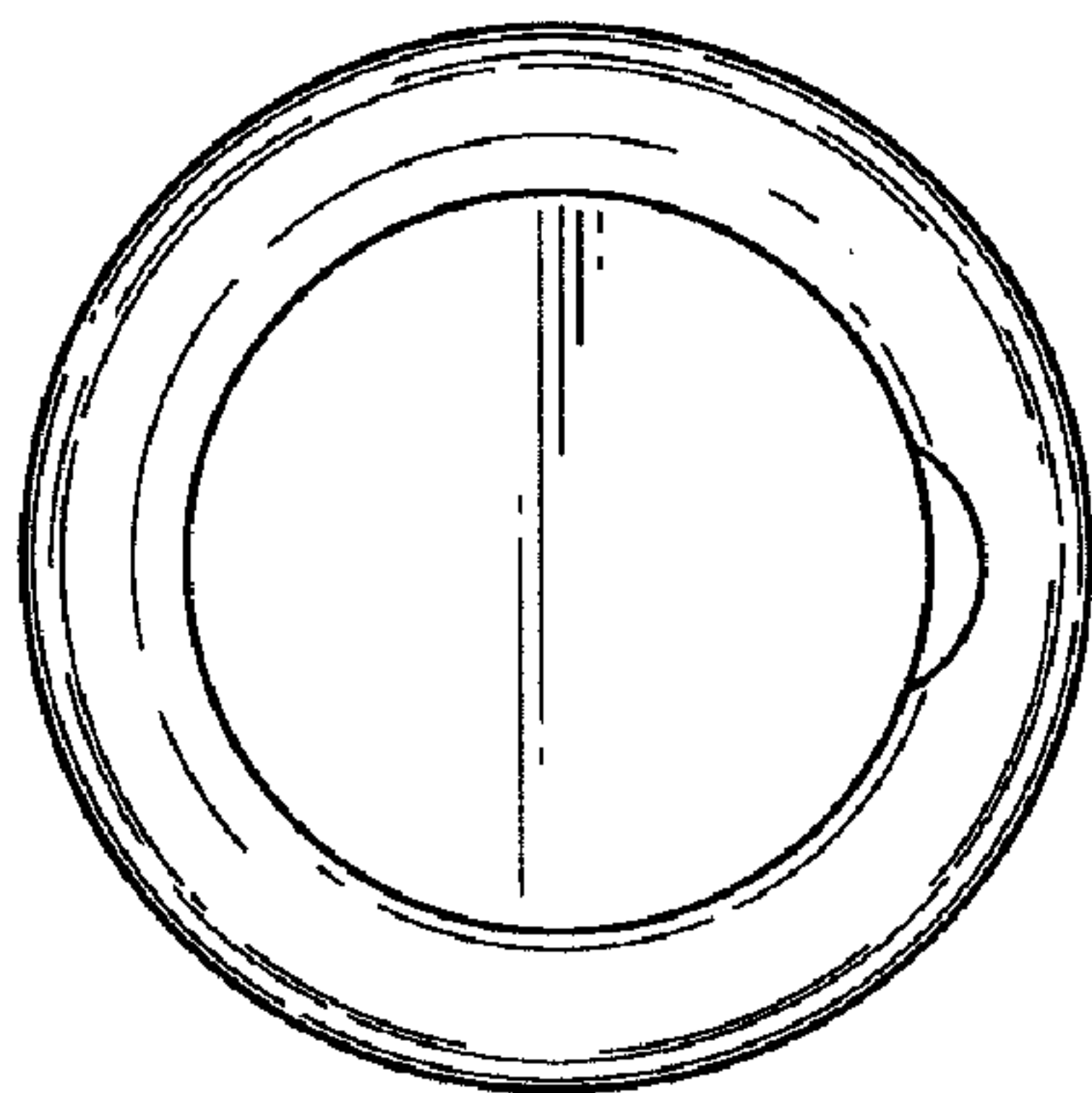


FIG. 3.

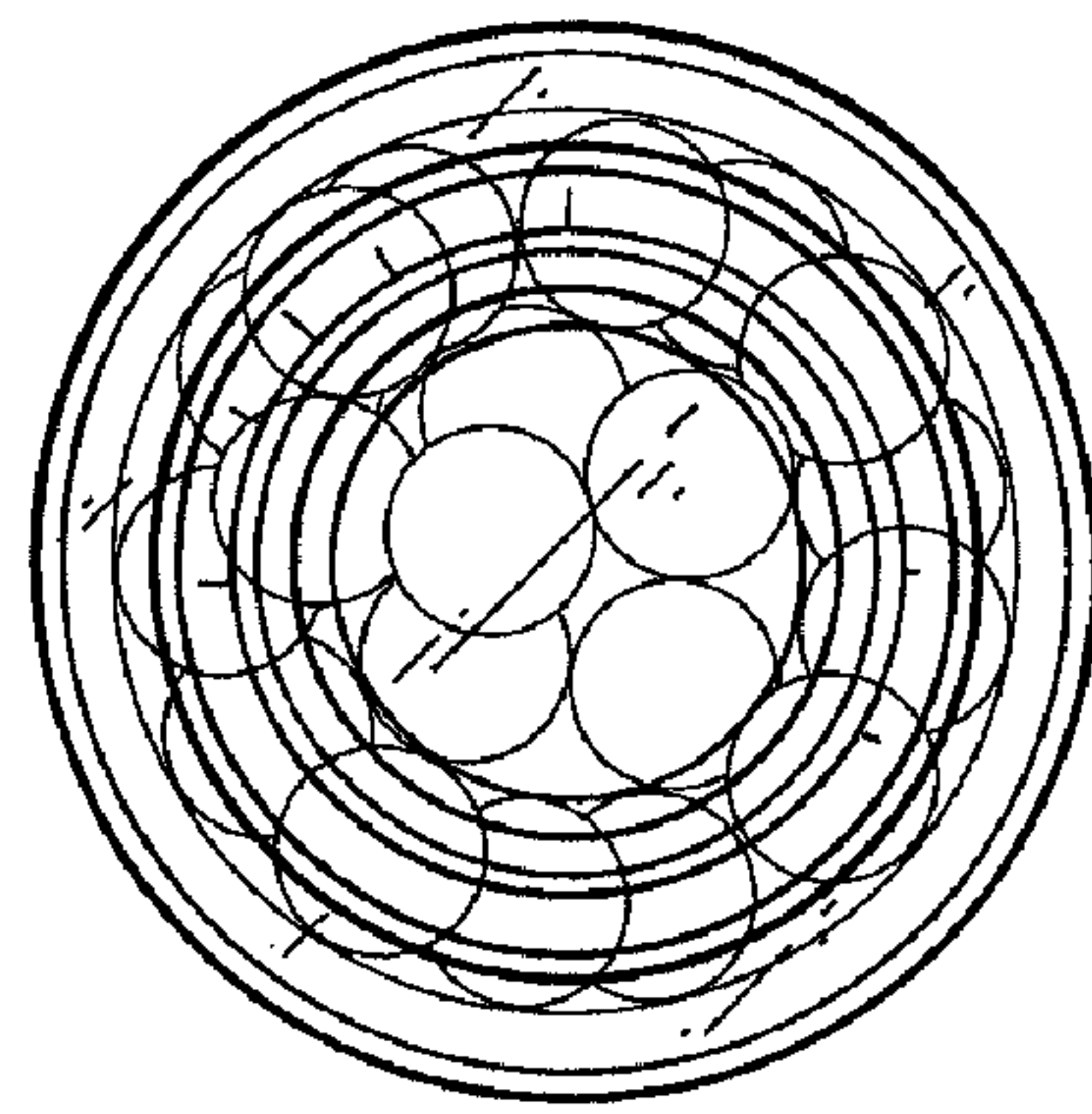


FIG. 4.