



US00D605743S

(12) **United States Design Patent**
Lebrun

(10) **Patent No.:** **US D605,743 S**
(45) **Date of Patent:** **** Dec. 8, 2009**

(54) **BATHTUB**

(75) Inventor: **Nicolas Lebrun**, Saint-Isidore (CA)

(73) Assignee: **MAAX US Corp.**, Wilmington, DE (US)

(**) Term: **14 Years**

(21) Appl. No.: **29/321,408**

(22) Filed: **Jul. 16, 2008**

(51) **LOC (9) Cl.** **23-02**

(52) **U.S. Cl.** **D23/304**

(58) **Field of Classification Search** D23/273,
D23/275-279, 280.1, 303, 304; D24/204;
4/663, 538-539, 541.1, 546, 575.1, 586,
4/574.1, 571.1, 572.1

See application file for complete search history.

(56) **References Cited**

U.S. PATENT DOCUMENTS

1,961,433	A	6/1934	Schlegel
1,962,076	A	6/1934	Jadkowski
2,503,145	A	4/1950	Zukor
2,744,263	A	5/1956	Kraft
4,069,523	A	1/1978	Ridgeway
4,389,740	A	6/1983	Henry
4,575,882	A	3/1986	Diamond
5,101,521	A	4/1992	Levien
D331,456	S	12/1992	Levien
D362,714	S	9/1995	Colussi et al.
5,491,849	A	2/1996	Colussi et al.
5,715,546	A	2/1998	Kvalvik
5,716,333	A	2/1998	Larsen
5,829,069	A	11/1998	Morgan et al.
5,928,171	A	7/1999	Larsen
6,539,561	B2	4/2003	Shimizu

6,763,532	B2	7/2004	Gardenier et al.
6,993,797	B1	2/2006	Yang
D565,190	S *	3/2008	Lenci D24/204
2007/0240258	A1	10/2007	Roberts et al.

FOREIGN PATENT DOCUMENTS

FR	2606063	5/1988
JP	09140612	6/1997
JP	10005147	1/1998
WO	WO 9207147	4/1992

* cited by examiner

Primary Examiner—Robert A Delehanty

(74) *Attorney, Agent, or Firm*—Porzio, Bromberg & Newman, P.C.

(57) **CLAIM**

The ornamental design for a bathtub, as shown and described.

DESCRIPTION

FIG. 1 is a perspective view of a bathtub having a shell with a head recess defined in the bathtub shell;

FIG. 2 is a right side elevation view thereof, the left side being a mirror image thereof;

FIG. 3 is a top plan view thereof;

FIG. 4 is a rear elevation view thereof;

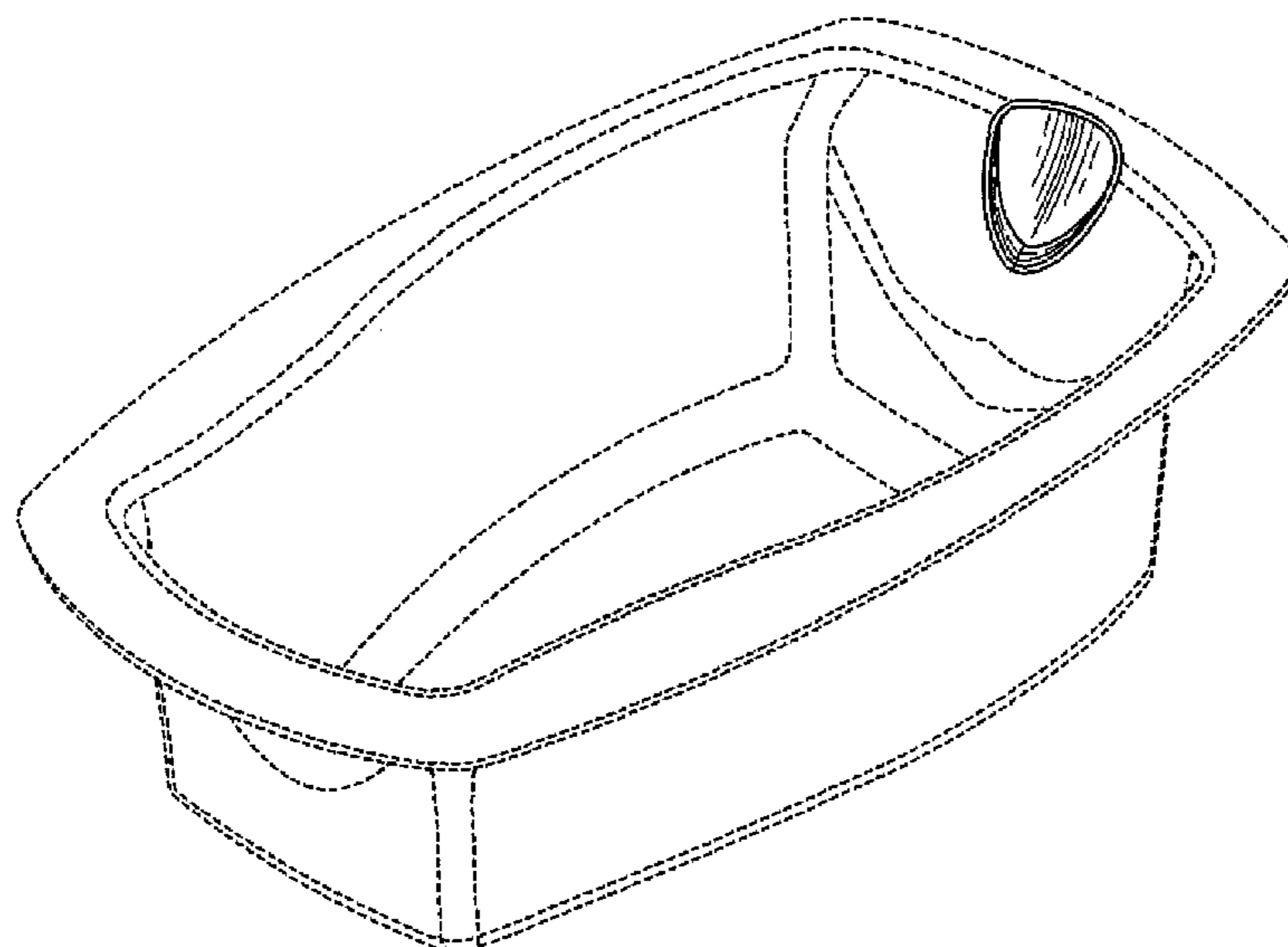
FIG. 5 is a front elevation view thereof; and,

FIG. 6 is a bottom plan view thereof.

The parts shown in dotted lines form no part of the invention.

The broken line showing of a bath tub basin are included for the purpose of illustrating a portion of the shell with head recess that forms no part of the claimed design.

1 Claim, 3 Drawing Sheets



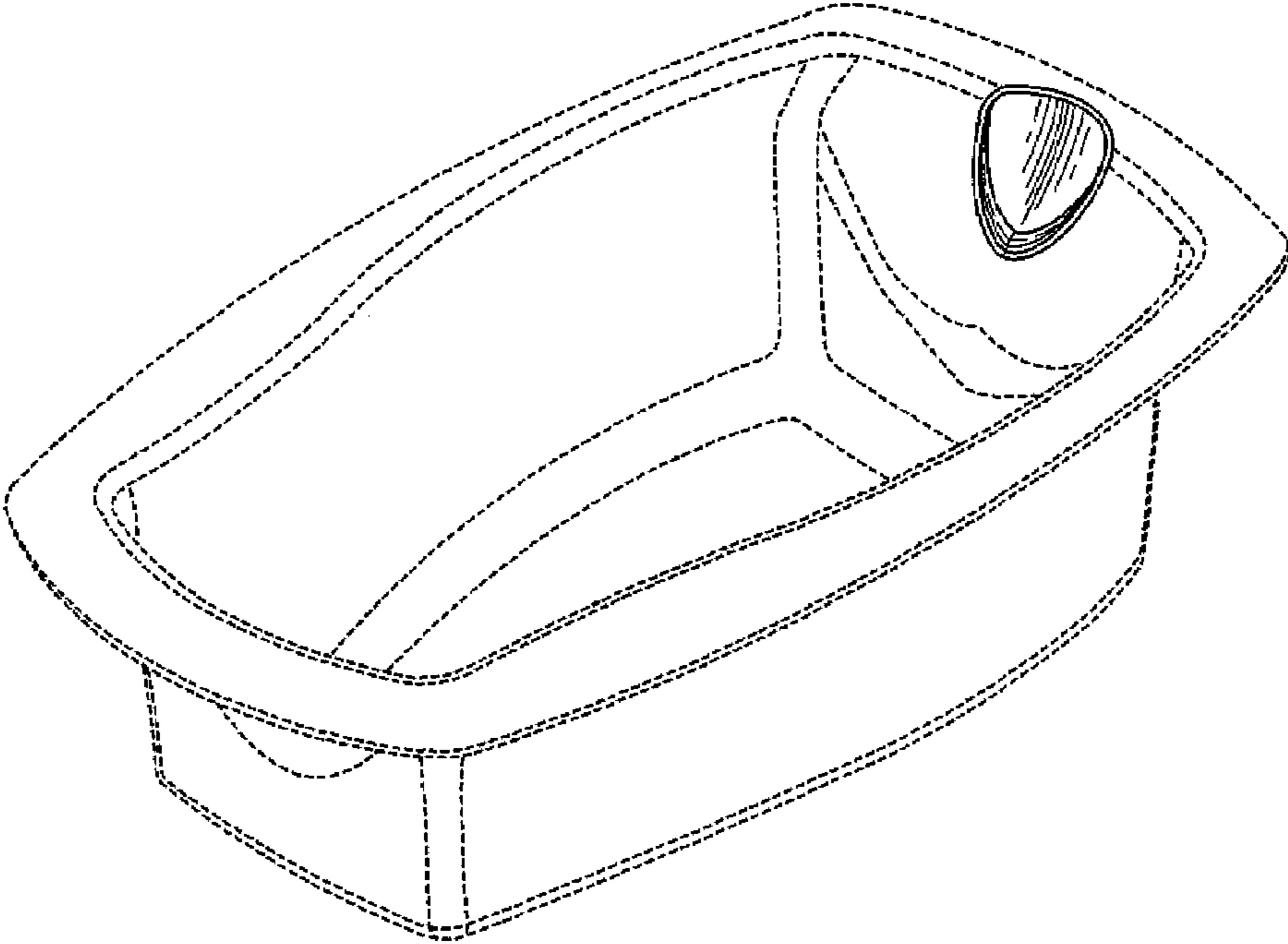


FIG. 1




FIG. 2

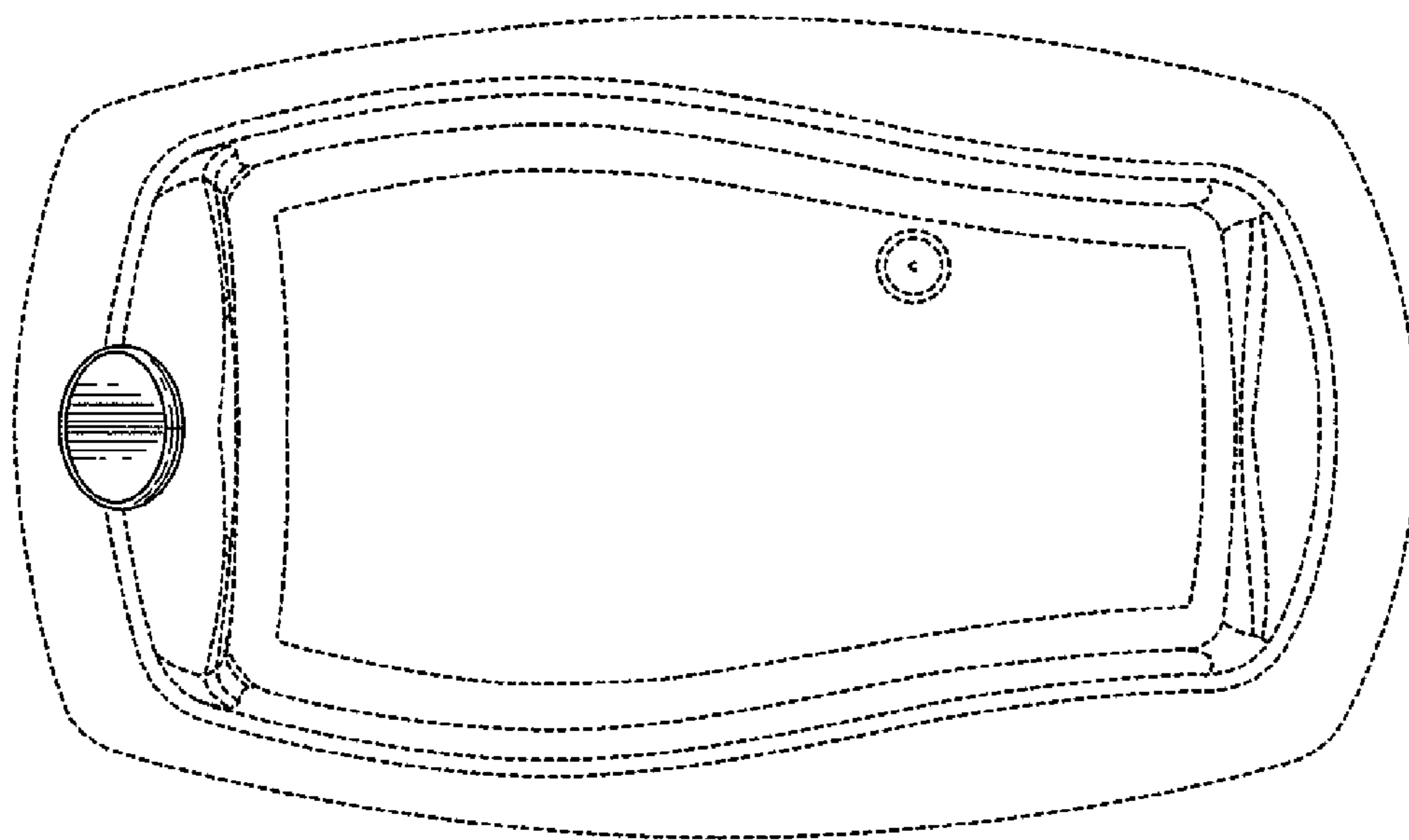


FIG. 3

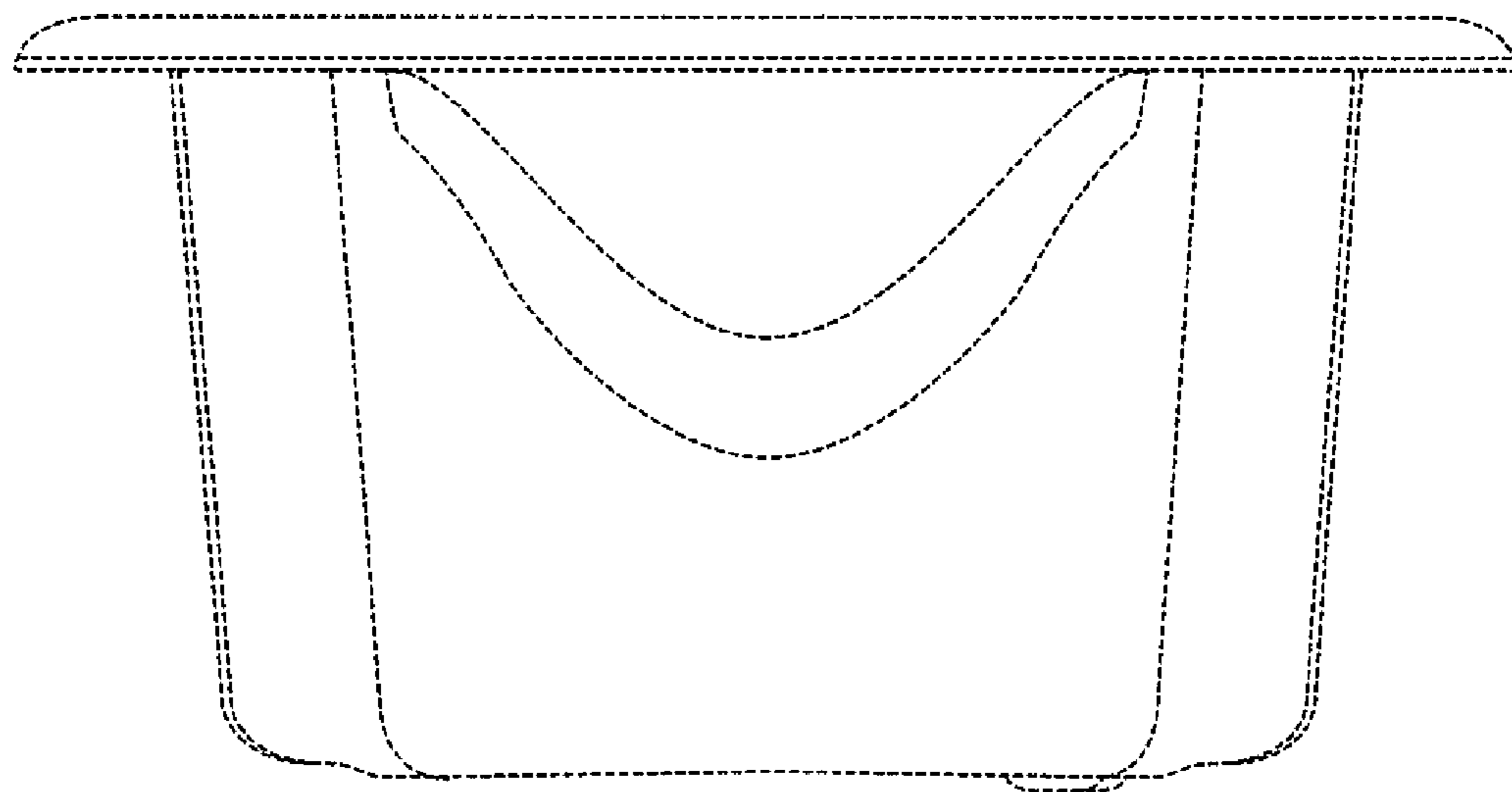


FIG. 4

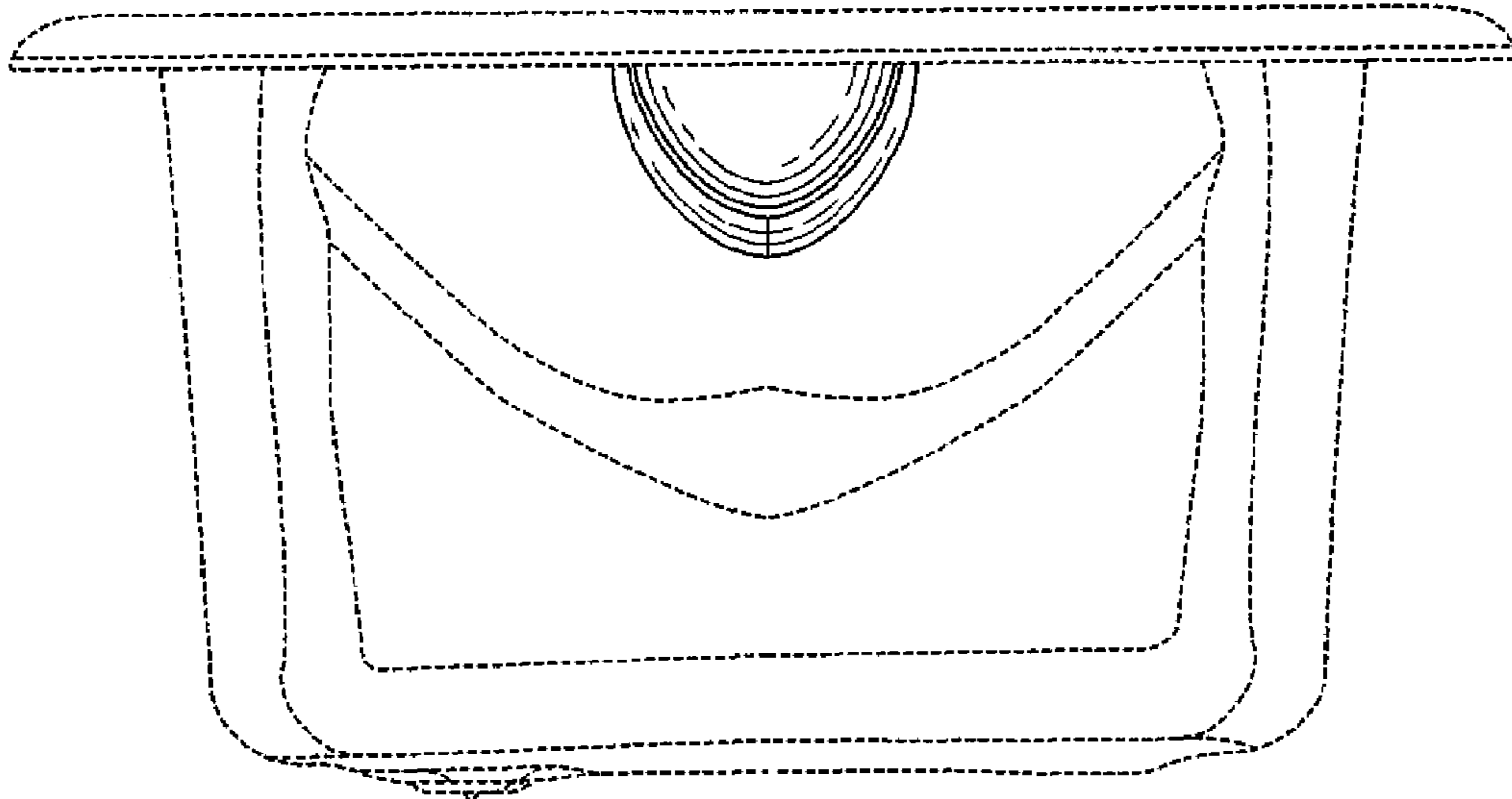


FIG. 5

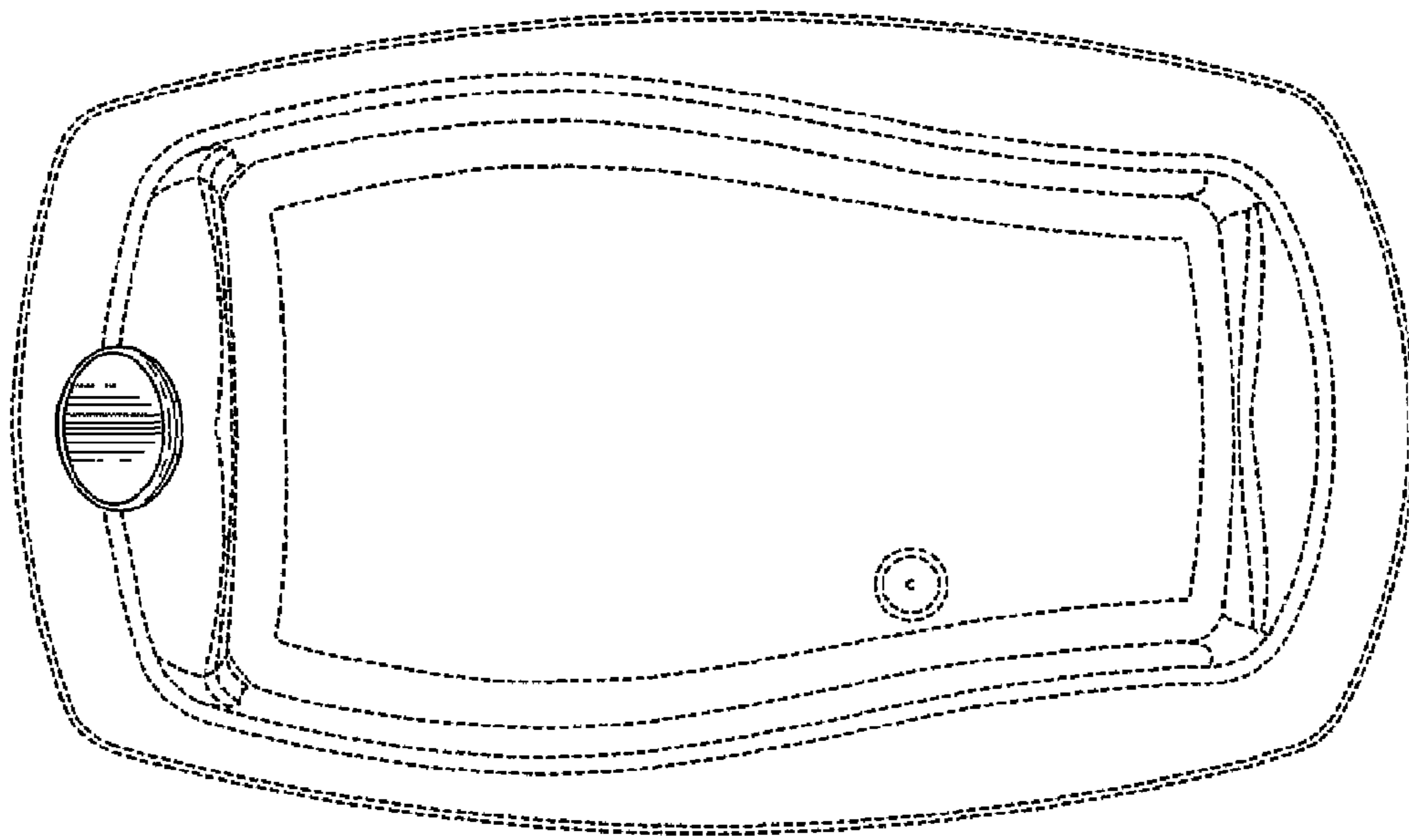


FIG. 6