



US00D605724S

(12) **United States Design Patent**  
**Heath**

(10) **Patent No.:** **US D605,724 S**  
(45) **Date of Patent:** **\*\* Dec. 8, 2009**

(54) **FLASH SUPPRESSOR**

(75) Inventor: **Micheal Dwayne Heath**, Decatur, AL  
(US)

(73) Assignee: **Micor Industries, Inc.**, Decatur, AL  
(US)

(\*\*) Term: **14 Years**

(21) Appl. No.: **29/313,213**

(22) Filed: **Dec. 17, 2008**

(51) **LOC (9) Cl.** ..... **22-01**

(52) **U.S. Cl.** ..... **D22/108**

(58) **Field of Classification Search** ..... D22/100,  
D22/108, 199; 42/79, 90, 1.06; 89/14.3,  
89/14.4; 181/223

See application file for complete search history.

(56) **References Cited**

U.S. PATENT DOCUMENTS

2,124,075	A *	7/1938	Moore	.....	89/14.1
4,579,034	A *	4/1986	Holloway	.....	89/33.1
4,716,809	A *	1/1988	A'Costa	.....	89/14.3
5,092,223	A *	3/1992	Hudson	.....	89/14.2
D349,147	S *	7/1994	Gwinn, Jr.	.....	D22/108
5,596,161	A *	1/1997	Sommers	.....	89/14.2
6,595,099	B1 *	7/2003	Olson et al.	.....	89/14.2

D542,877	S *	5/2007	Murello et al.	.....	D22/103
D577,409	S *	9/2008	Brittingham	.....	D22/108
D577,410	S *	9/2008	Brittingham	.....	D22/108
2005/0115394	A1 *	6/2005	Matthews et al.	.....	89/14.4
2006/0010750	A1 *	1/2006	Yoshitaka	.....	42/79
2008/0083321	A1 *	4/2008	Dueck et al.	.....	89/14.3

\* cited by examiner

*Primary Examiner*—T. Chase Nelson  
*Assistant Examiner*—Michael A Pratt

(57) **CLAIM**

The ornamental design for a flash suppressor, as shown and described.

**DESCRIPTION**

FIG. 1 is a perspective side view of a flash suppressor showing my new design;

FIG. 2 is a side elevation view of the flash suppressor;

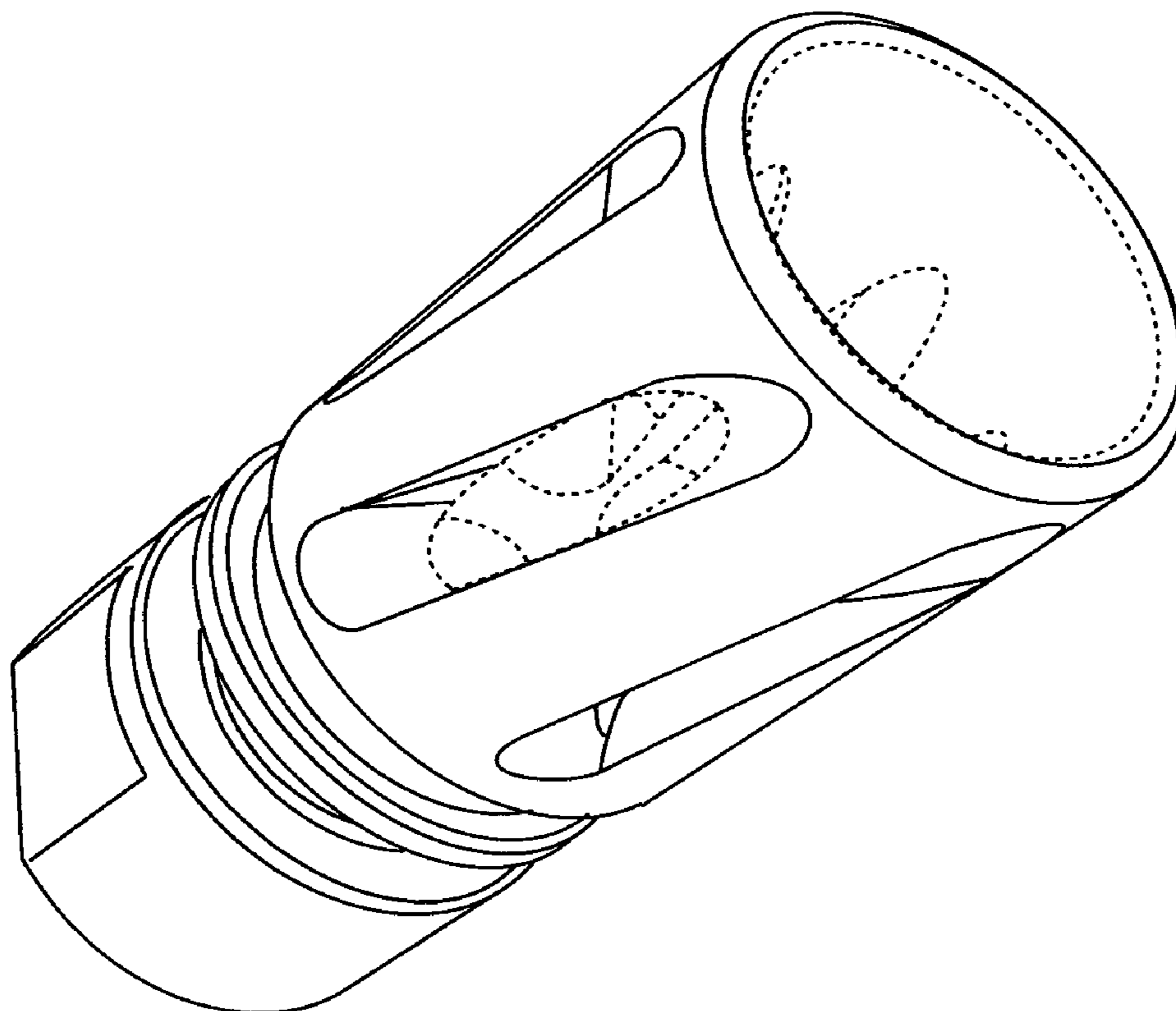
FIG. 3 is another side elevation view shown rotated 180 degrees from the position thereof;

FIG. 4 is a front view thereof; and,

FIG. 5 is a rear view thereof.

The broken lines in the figure views depict portions of the flash suppressor that form no part of the claimed design.

**1 Claim, 3 Drawing Sheets**



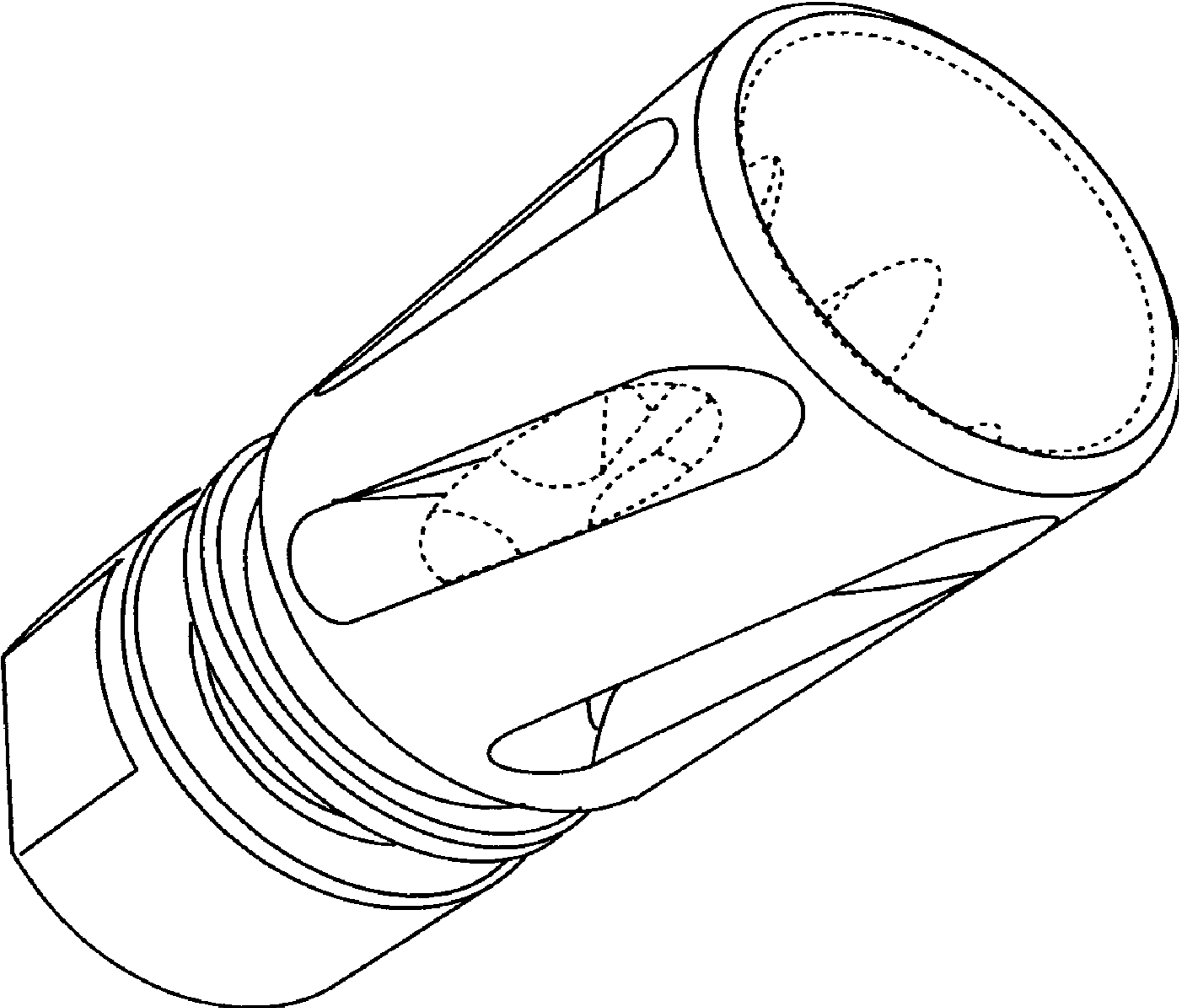


Fig. 1

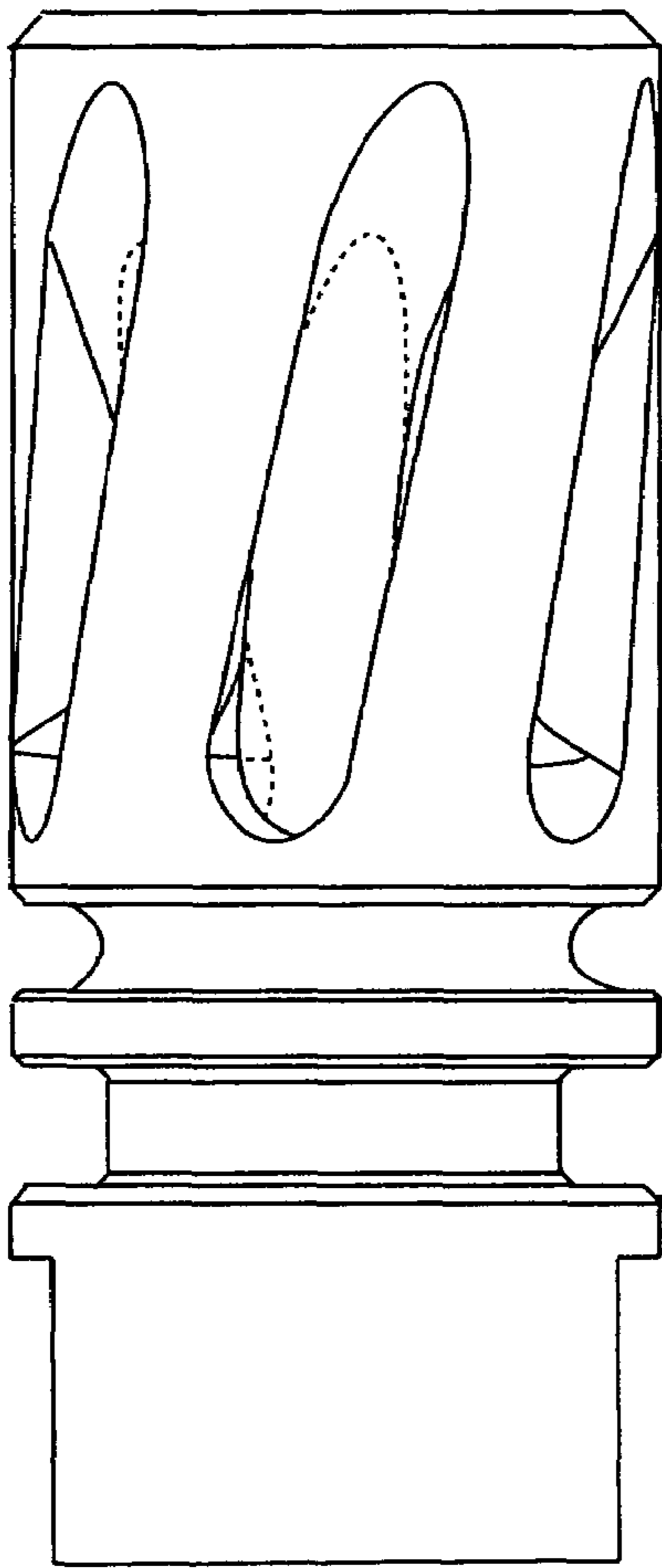


Fig. 2

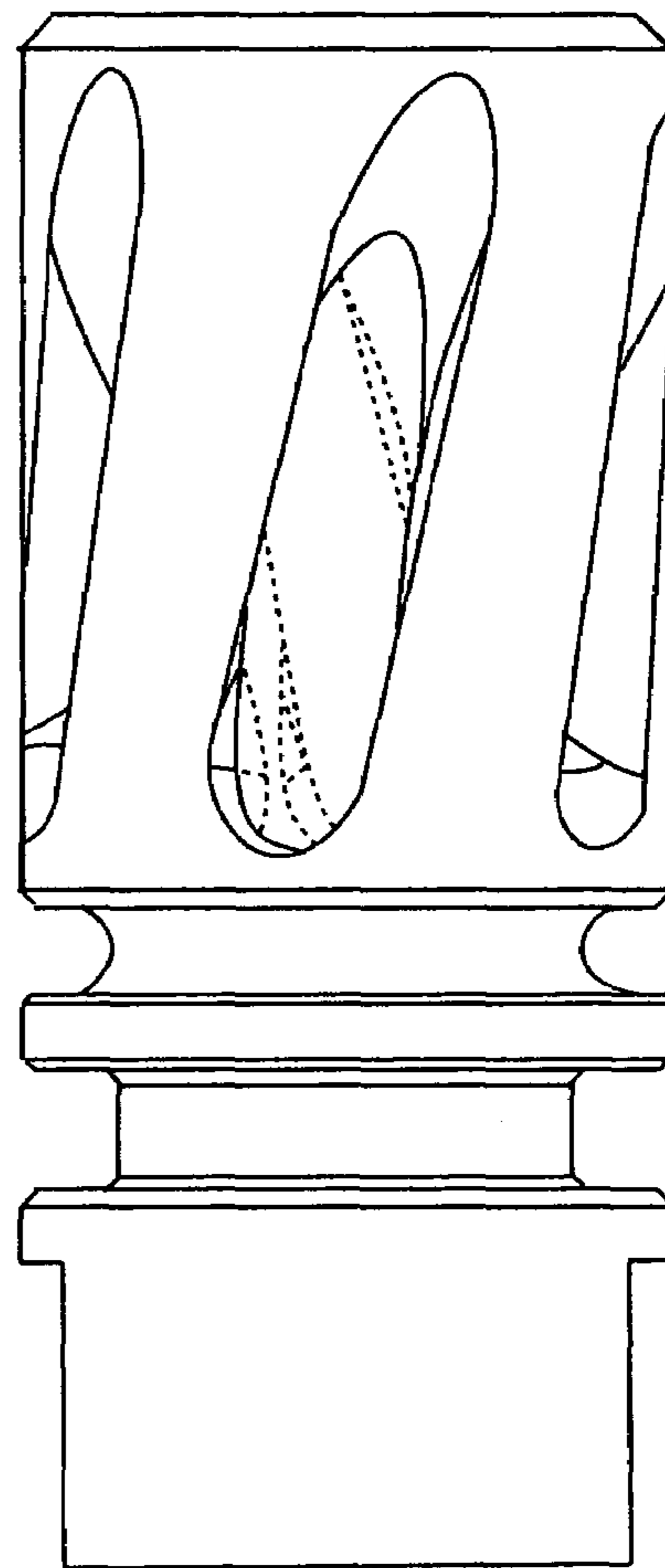


Fig. 3




Fig. 4

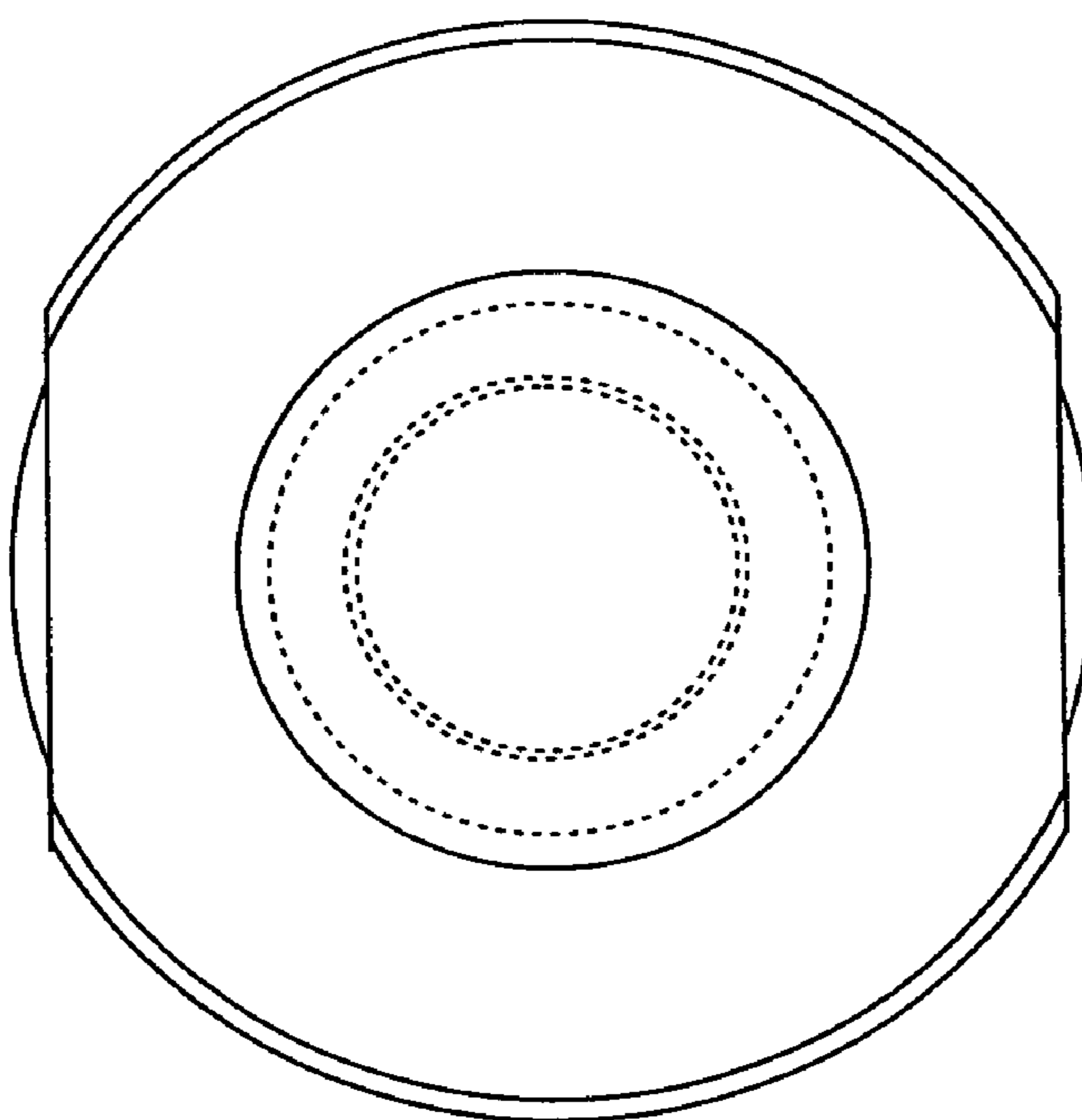


Fig. 5