



US00D605697S

(12) **United States Design Patent**  
**Liu**

(10) **Patent No.:** **US D605,697 S**  
(45) **Date of Patent:** **\*\* Dec. 8, 2009**

(54) **HIGHLIGHTER**

(75) Inventor: **Luosen Liu**, Ningbo (CN)

(73) Assignee: **Beifa Group Co., Ltd.**, Ningbo (CN)

(\*\*) Term: **14 Years**

(21) Appl. No.: **29/326,668**

(22) Filed: **Oct. 22, 2008**

(30) **Foreign Application Priority Data**

Apr. 22, 2008 (CN) ..... 2008 3 0119101

(51) **LOC (9) Cl.** ..... **19-06**

(52) **U.S. Cl.** ..... **D19/43**

(58) **Field of Classification Search** ..... D8/83;  
D19/35, 36, 41, 42, 43, 44, 45, 46, 47, 48,  
D19/49, 50, 51, 54, 55, 56, 57; D26/37,  
D26/51; D27/146; 24/11 F, 11 P, 11 R;  
362/118; 401/6, 52, 99, 100, 104, 105, 106,  
401/107, 108, 109, 192, 195

See application file for complete search history.

(56) **References Cited**

**U.S. PATENT DOCUMENTS**

D205,330 S 7/1966 Capezzuto  
D286,163 S 10/1986 Shintani  
D286,546 S 11/1986 Funahashi  
D310,249 S \* 8/1990 LaLonde ..... D19/43  
D326,684 S \* 6/1992 Shike et al. .... D19/49  
D332,624 S \* 1/1993 Hollowood ..... D19/43  
D333,014 S \* 2/1993 Lang ..... D28/76  
D356,598 S \* 3/1995 Thompson et al. .... D19/49  
D360,344 S \* 7/1995 Eggert et al. .... D8/83  
D369,183 S 4/1996 Yoshida  
D398,508 S \* 9/1998 Thompson et al. .... D8/83  
D428,441 S \* 7/2000 Isobe et al. .... D19/53  
D450,765 S \* 11/2001 Rosenbaum ..... D19/36

D535,330 S 1/2007 Hung  
D540,382 S \* 4/2007 Qiu ..... D19/43  
D559,312 S \* 1/2008 Yagyu ..... D19/43  
D575,336 S \* 8/2008 Qiu et al. .... D19/43  
D595,351 S \* 6/2009 Yu et al. .... D19/43

**FOREIGN PATENT DOCUMENTS**

HK 09000089.6 \* 3/2009

**OTHER PUBLICATIONS**

Liu, L., "Highlighter," U.S. Appl. No. 29/326,682, filed Oct. 22, 2008.

\* cited by examiner

*Primary Examiner*—Elizabeth A Albert

*Assistant Examiner*—Karen E Eldridge Powers

(74) *Attorney, Agent, or Firm*—Christensen O'Connor Johnson Kindness PLLC

(57) **CLAIM**

The ornamental design for a highlighter, as shown and described.

**DESCRIPTION**

FIG. 1 is an upper front perspective view of a highlighter showing my new design;

FIG. 2 is a bottom plan view thereof;

FIG. 3 is an enlarged top plan view thereof;

FIG. 4 is a rear elevation view thereof;

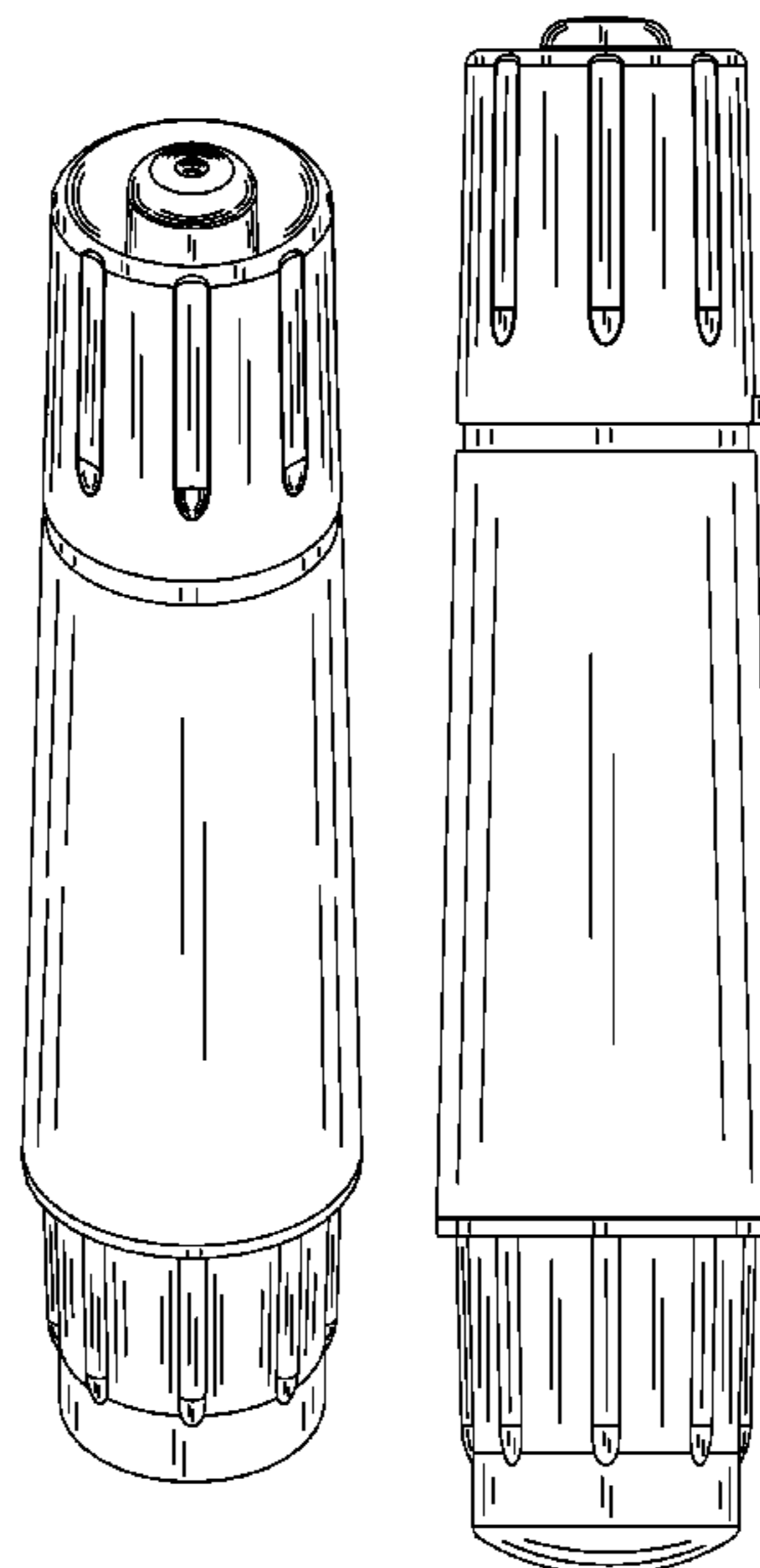
FIG. 5 is a right side elevation view thereof;

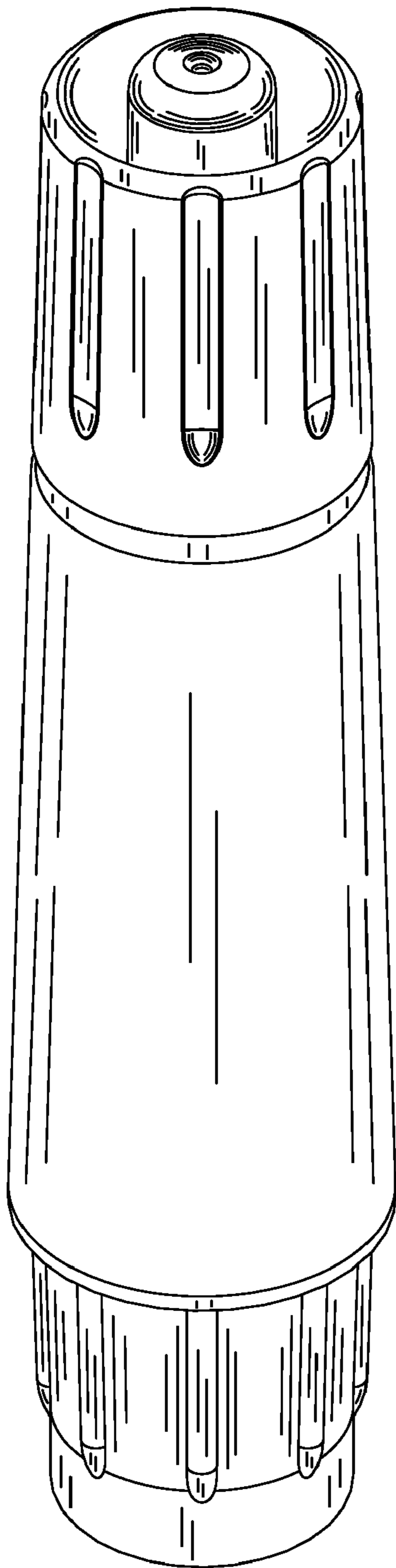
FIG. 6 is a front elevation view thereof; and,

FIG. 7 is a left side elevation view thereof.

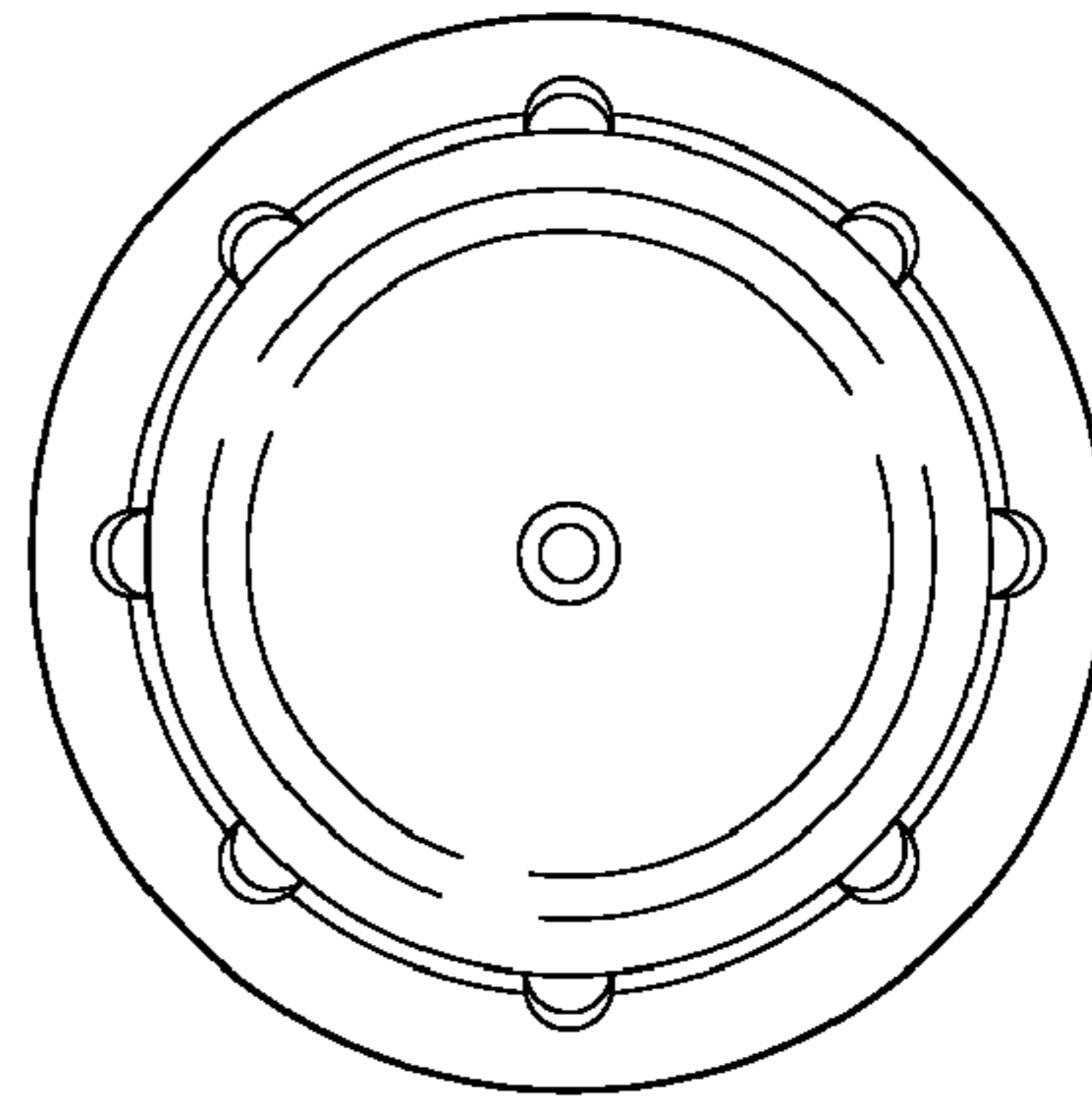
The broken lines in FIG. 3, which define the bounds of the claimed design, form no part thereof.

**1 Claim, 3 Drawing Sheets**

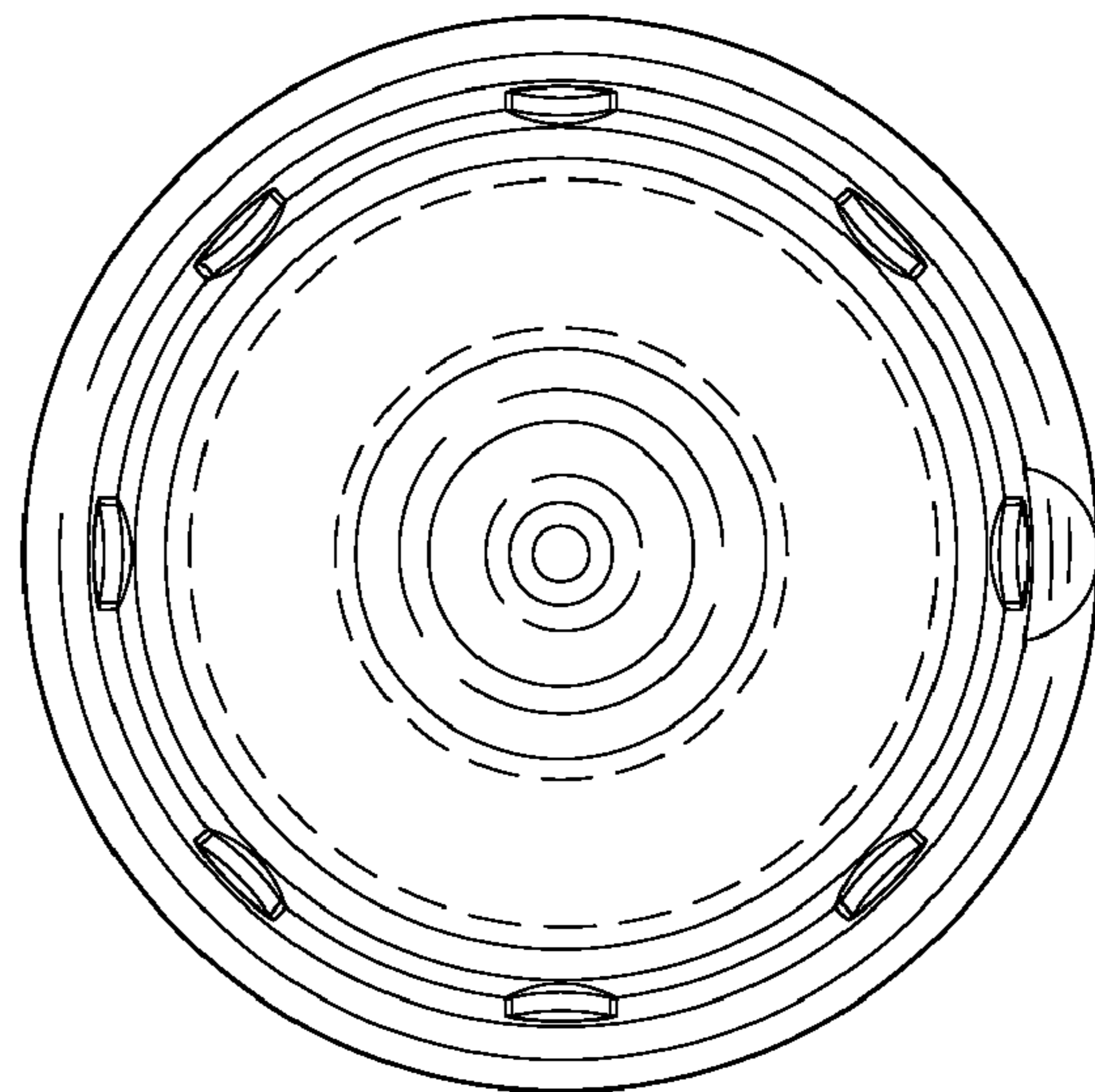




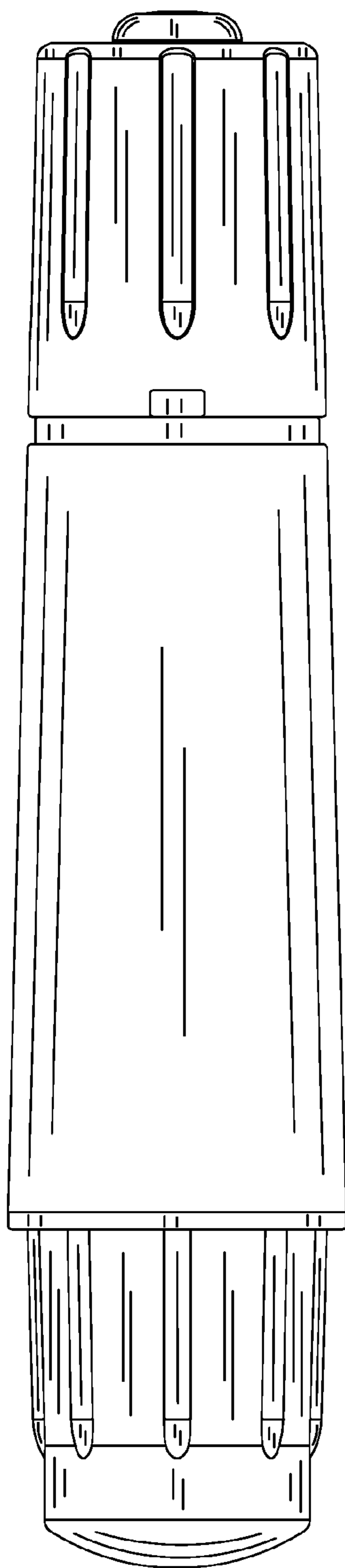
*Fig. 1.*



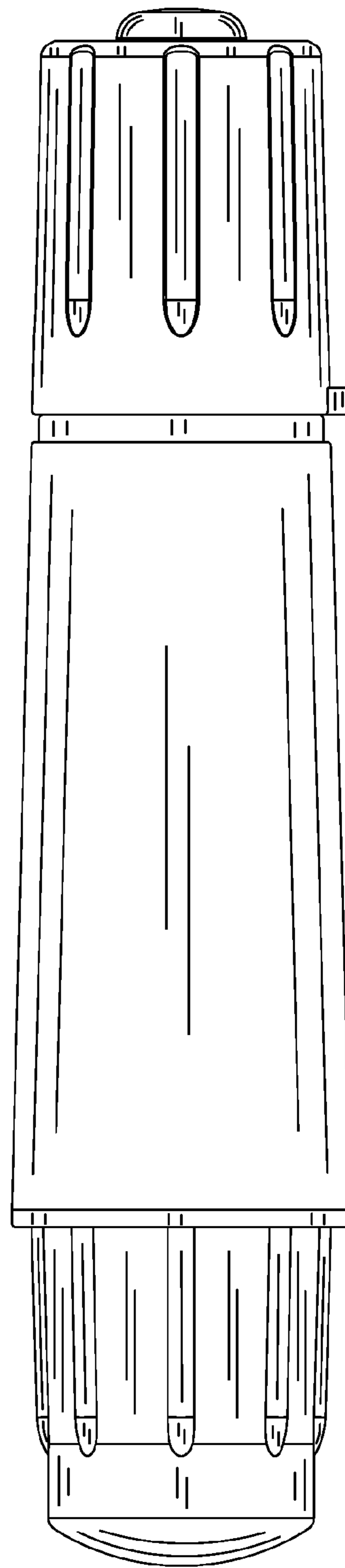
*Fig. 2.*



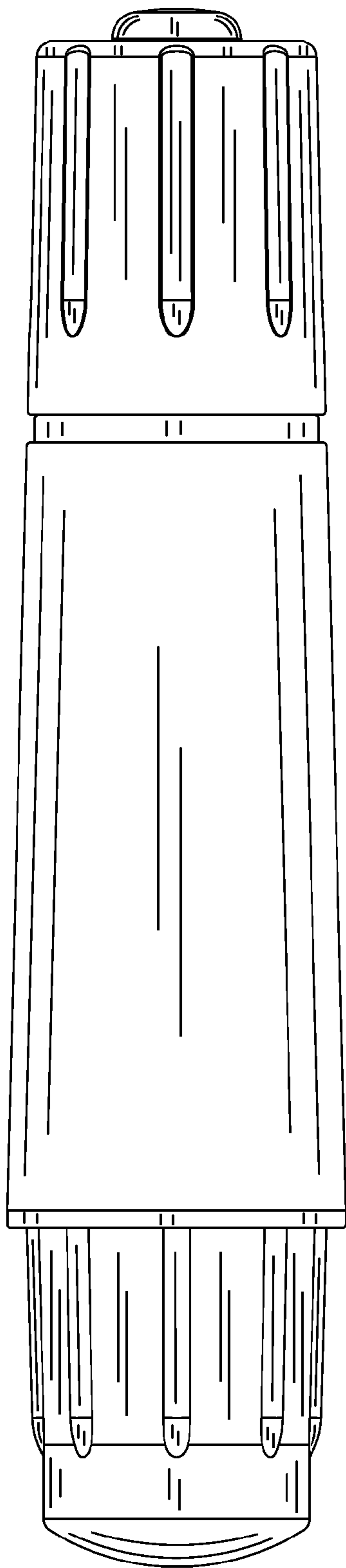
*Fig. 3.*



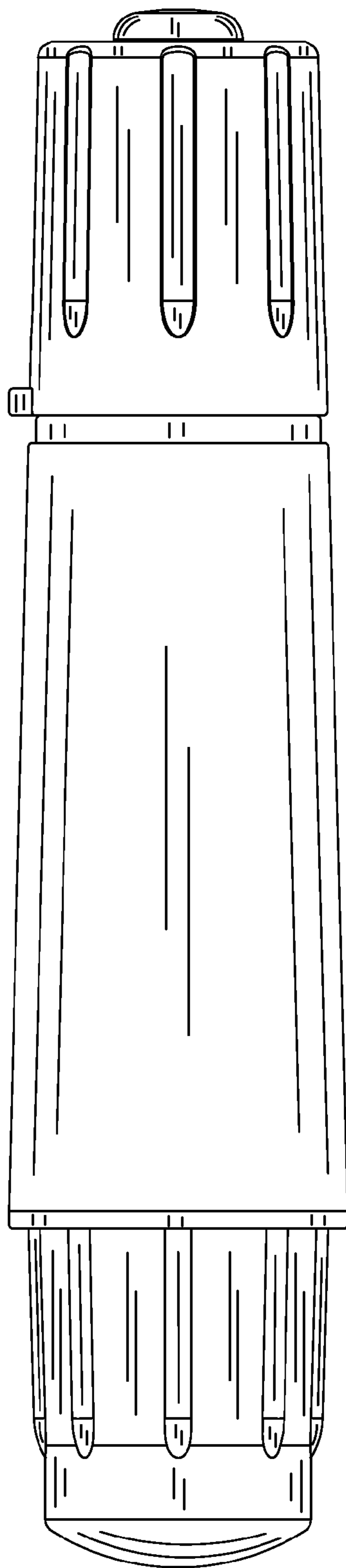
*Fig. 4.*



*Fig. 5.*



*Fig. 6.*



*Fig. 7.*