



US00D605669S

(12) **United States Design Patent**
Matsumoto et al.

(10) **Patent No.:** **US D605,669 S**
(45) **Date of Patent:** **** Dec. 8, 2009**

(54) **BONNET FOR A TRACTOR**

(75) Inventors: **Kunihiko Matsumoto**, Osaka (JP);
Naoki Yamamoto, Osaka (JP)

(73) Assignee: **Yanmar Co., Ltd.**, Osaka (JP)

(**) Term: **14 Years**

(21) Appl. No.: **29/336,942**

(22) Filed: **May 12, 2009**

(51) **LOC (9) Cl.** **15-03**

(52) **U.S. Cl.** **D15/31**

(58) **Field of Classification Search** D15/10,
D15/11, 13-17, 22-26, 28, 31; D12/173,
D12/163; 56/13.3, 13.4, 15.6, 15.8, 15.9,
56/320.1, 320.2, 16.1, 16.7, 17.4, 202, 255,
56/294; 180/89.1, 89.12, 900, 69.2, 68.1,
180/69.1

See application file for complete search history.

(56) **References Cited**

U.S. PATENT DOCUMENTS

- D227,090 S 6/1973 Noma et al.
- D305,236 S 12/1989 Funabashi et al.
- D354,756 S 1/1995 Hinklin
- D363,939 S 11/1995 Kato et al.
- D363,940 S 11/1995 Hinklin
- D378,755 S 4/1997 Kato et al.
- D381,341 S 7/1997 Goebert et al.
- D383,470 S 9/1997 Westimayer et al.
- D389,492 S 1/1998 Schmidt et al.
- D421,266 S 2/2000 Hinklin
- D422,606 S 4/2000 Katoh et al.
- D423,520 S 4/2000 Smith
- D427,205 S 6/2000 Shimizu
- 6,082,477 A 7/2000 Murakawa
- D438,546 S 3/2001 Katoh et al.
- D440,234 S 4/2001 Katoh et al.
- D440,982 S 4/2001 Knight et al.
- D447,492 S 9/2001 Goebert et al.
- D448,037 S 9/2001 Westimayer et al.

- D453,776 S 2/2002 Williams
- D455,157 S 4/2002 Williams
- D455,764 S 4/2002 Williams
- D458,944 S * 6/2002 Crookes et al. D15/31
- D458,945 S 6/2002 Hohnl et al.
- D460,463 S 7/2002 Kubo et al.
- D473,570 S 4/2003 Kuwae
- D473,882 S 4/2003 Kuwae
- D474,206 S 5/2003 Kuwae
- D488,488 S * 4/2004 Montgomery et al. D15/31
- D488,489 S * 4/2004 Montgomery et al. D15/31

(Continued)

FOREIGN PATENT DOCUMENTS

JP 2000-219065 8/2000

OTHER PUBLICATIONS

U.S. Appl. No. 29/336,941, Matsumoto et al., Tractor, filed May 12, 2009.

Primary Examiner—Stella M Reid
Assistant Examiner—Mark A Goodwin
(74) *Attorney, Agent, or Firm*—Sterne, Kessler, Goldstein & Fox P.L.L.C.

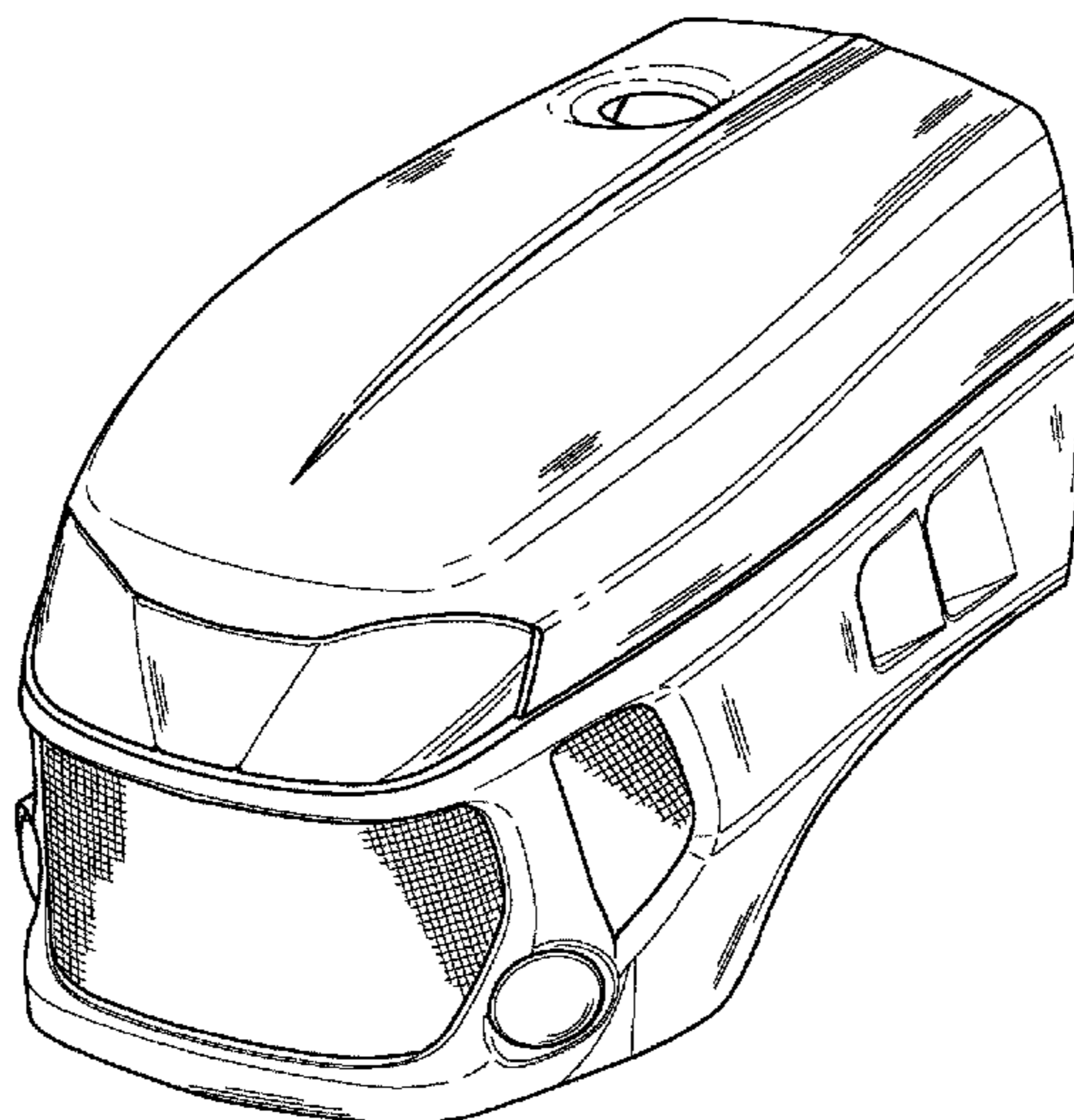
(57) **CLAIM**

The ornamental design for a bonnet for a tractor, as shown and described.

DESCRIPTION

FIG. 1 is a front perspective view of a bonnet for a tractor showing our new design;
FIG. 2 is a right side view thereof;
FIG. 3 is a left side view thereof;
FIG. 4 is a front view thereof;
FIG. 5 is a rear view thereof;
FIG. 6 is a top plan view thereof; and,
FIG. 7 is a bottom plan view thereof.

1 Claim, 7 Drawing Sheets



US D605,669 S

Page 2

U.S. PATENT DOCUMENTS

D497,370 S	10/2004	Katoh	
D511,175 S	11/2005	Staines et al.	
D512,079 S	* 11/2005	Farlow et al. D15/31
D512,445 S	12/2005	Farlow et al.	
D513,268 S	12/2005	Wang et al.	
D515,105 S	2/2006	Wang et al.	
D521,532 S	5/2006	Higashikawa	
D532,021 S	11/2006	Kuwae et al.	
D533,882 S	12/2006	Higashikawa	
D537,090 S	2/2007	Kuwae	
D537,455 S	2/2007	Kuwae et al.	
D546,351 S	7/2007	Arthur et al.	
D547,333 S	7/2007	Nishi et al.	
D553,161 S	10/2007	Matsumoto	
D554,669 S	11/2007	Crookes et al.	
D557,714 S	12/2007	Higashikawa	
D558,799 S	1/2008	Higashikawa	
D559,277 S	1/2008	Tsujita et al.	
D559,278 S	1/2008	Tsujita et al.	
D565,607 S	4/2008	Moen et al.	
7,452,021 B2	11/2008	Shibaoka et al.	
D581,953 S	12/2008	Matsumoto et al.	
D581,955 S	12/2008	Matsumoto et al.	
D586,828 S	* 2/2009	Staines et al. D15/31
D591,777 S	* 5/2009	Kokitkar et al. D15/31
D596,205 S	7/2009	Kawashiri et al.	
2008/0272610 A1	11/2008	Shibaoka et al.	
2009/0007719 A1	1/2009	Shibaoka et al.	

* cited by examiner

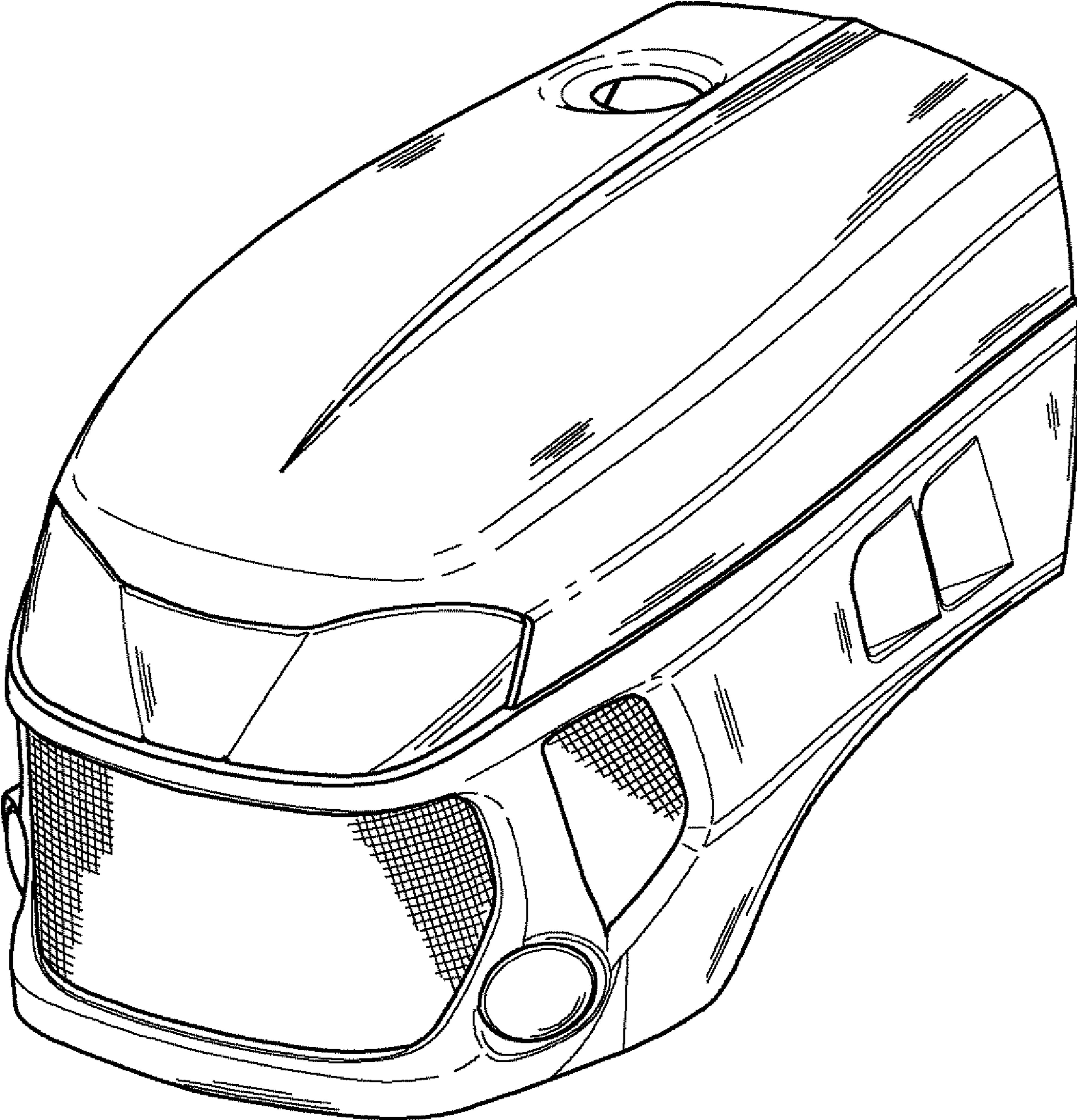


FIG. 1

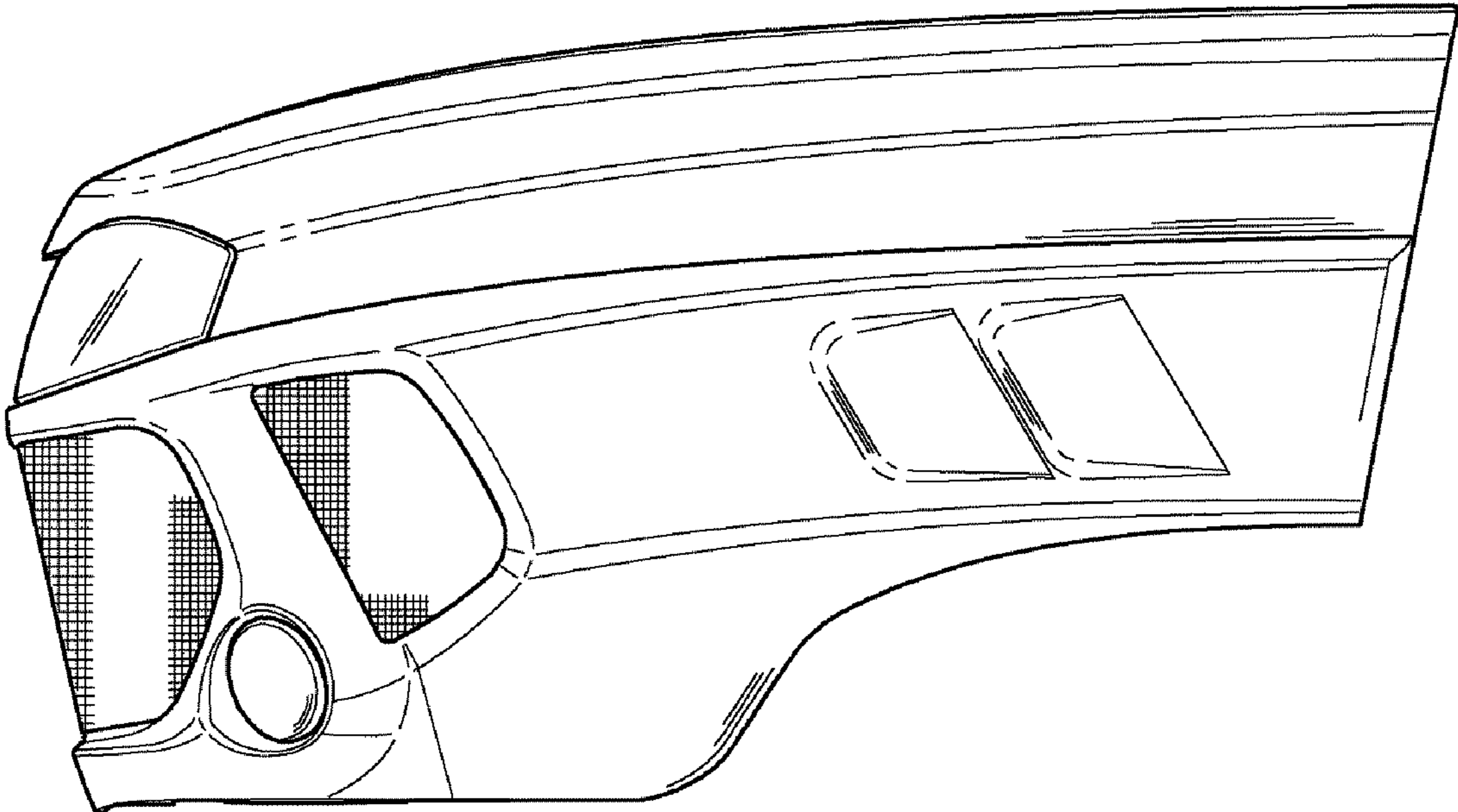


FIG. 2

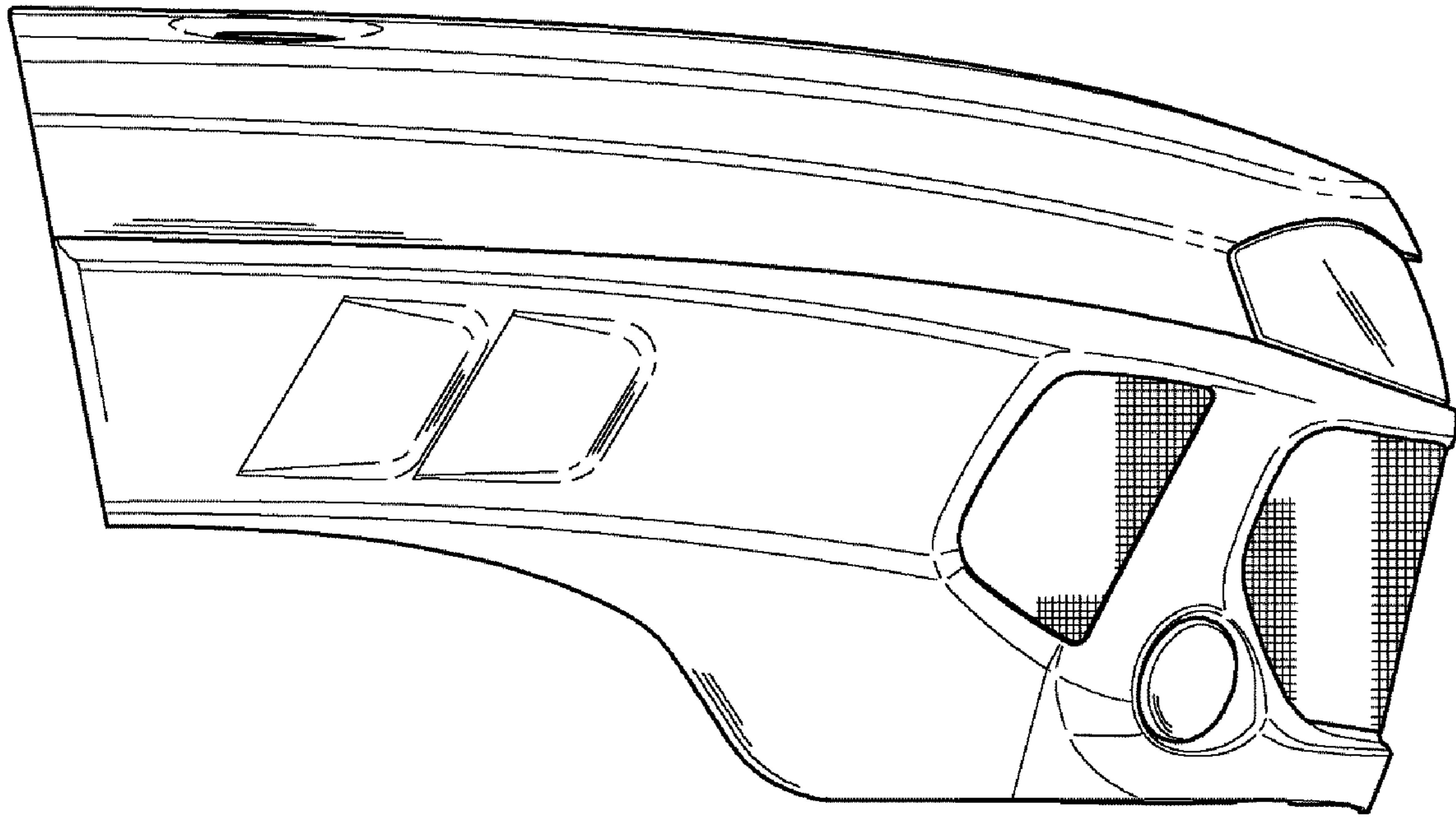


FIG. 3

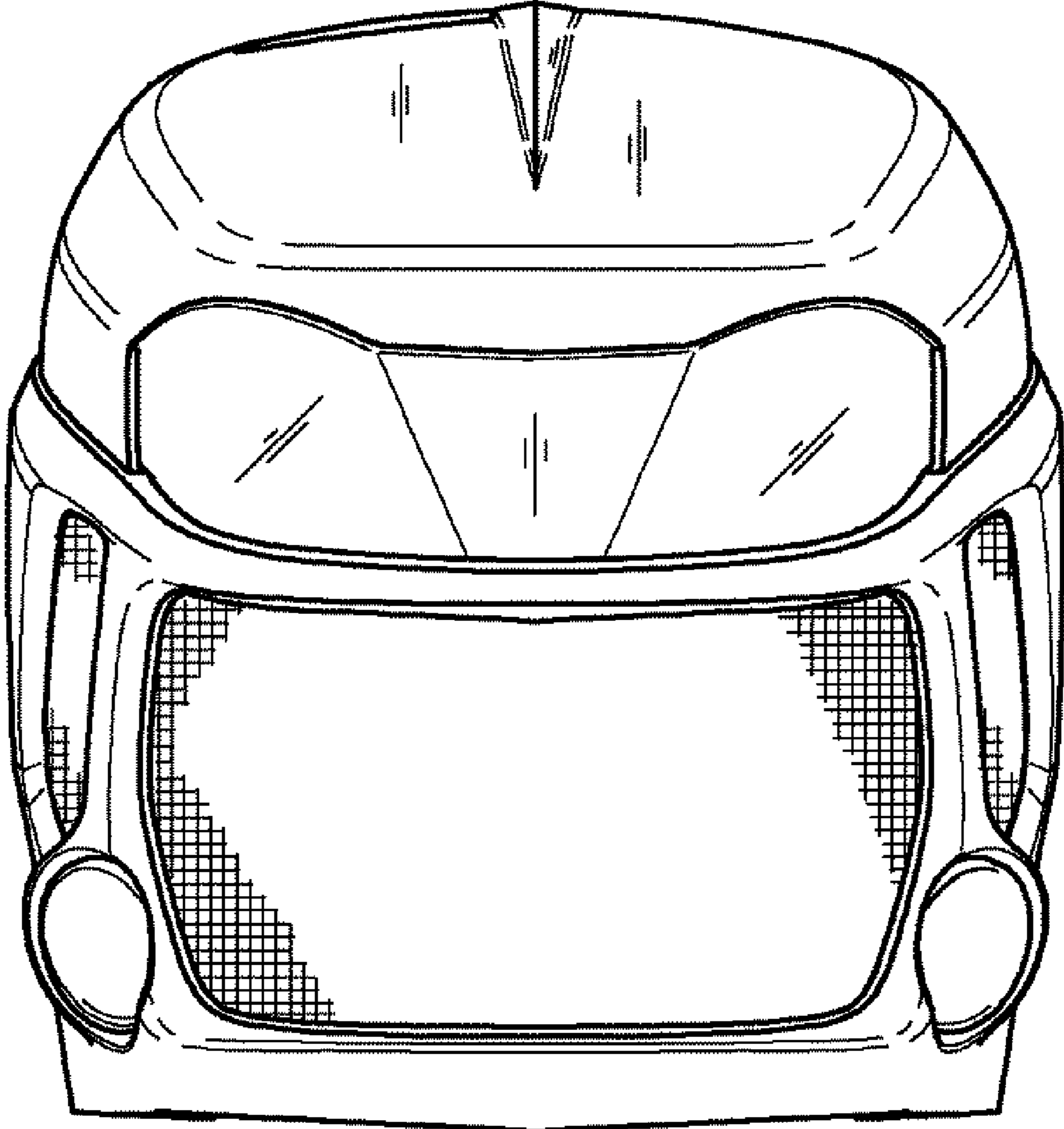


FIG. 4

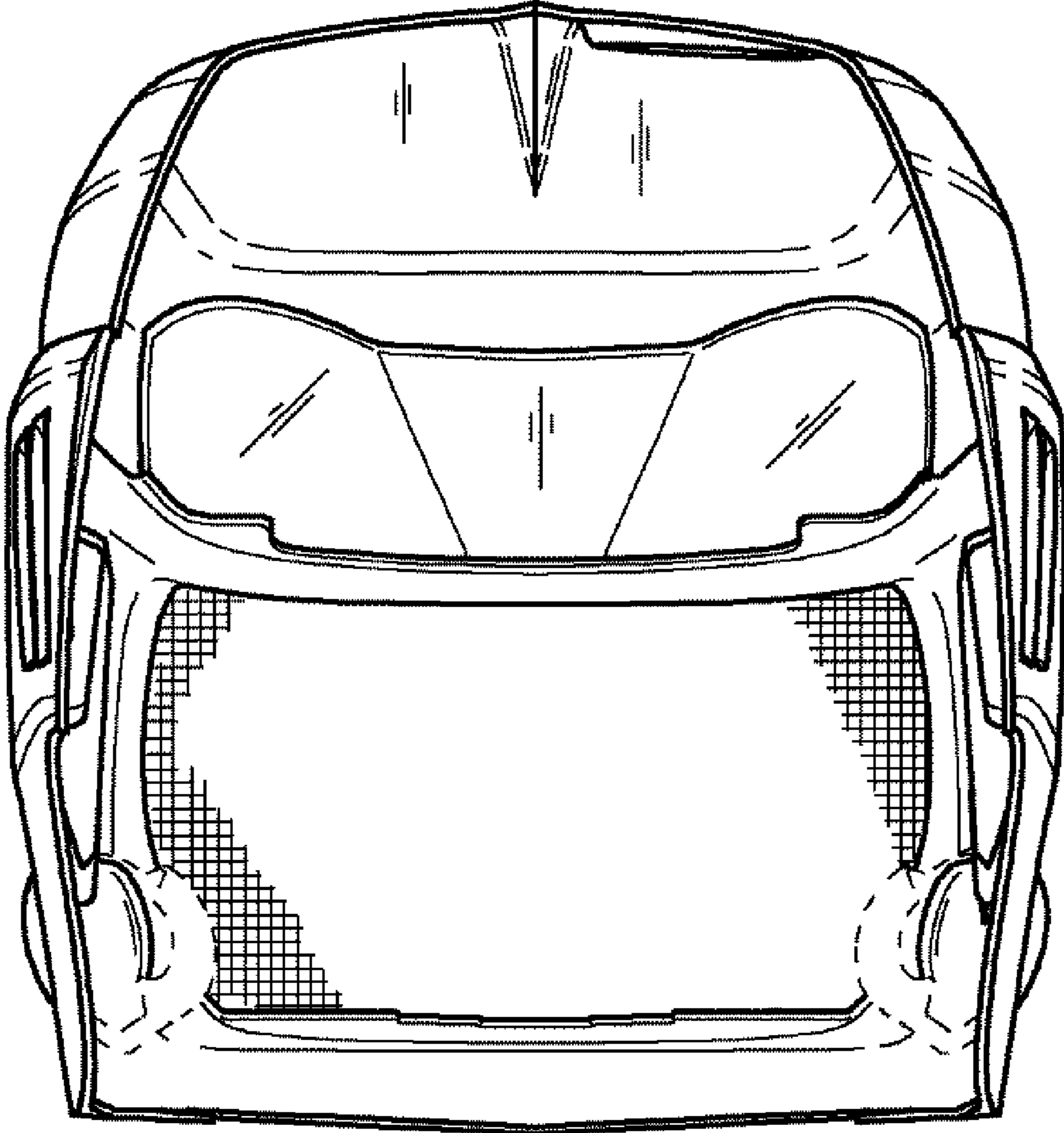


FIG. 5

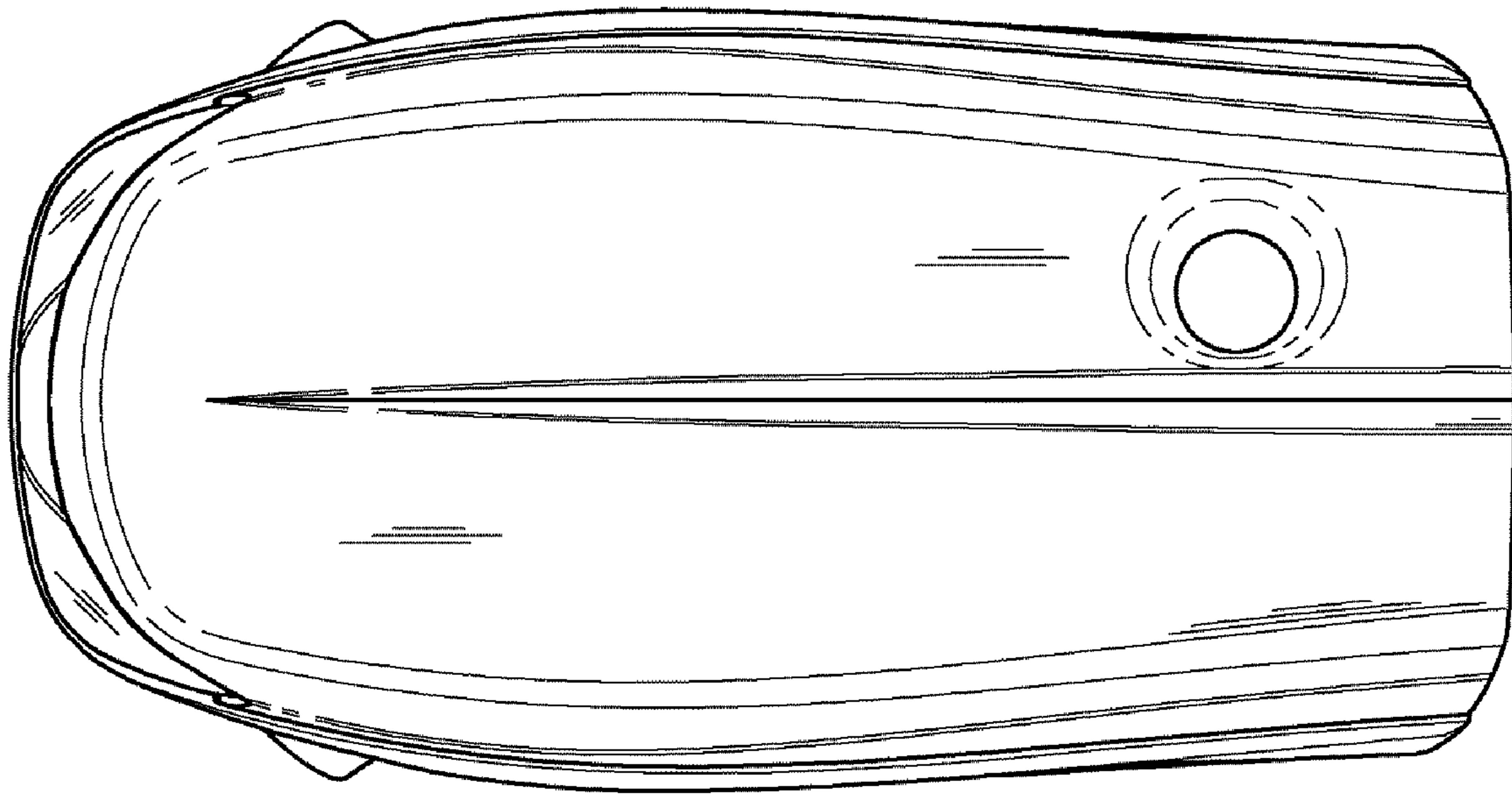


FIG. 6

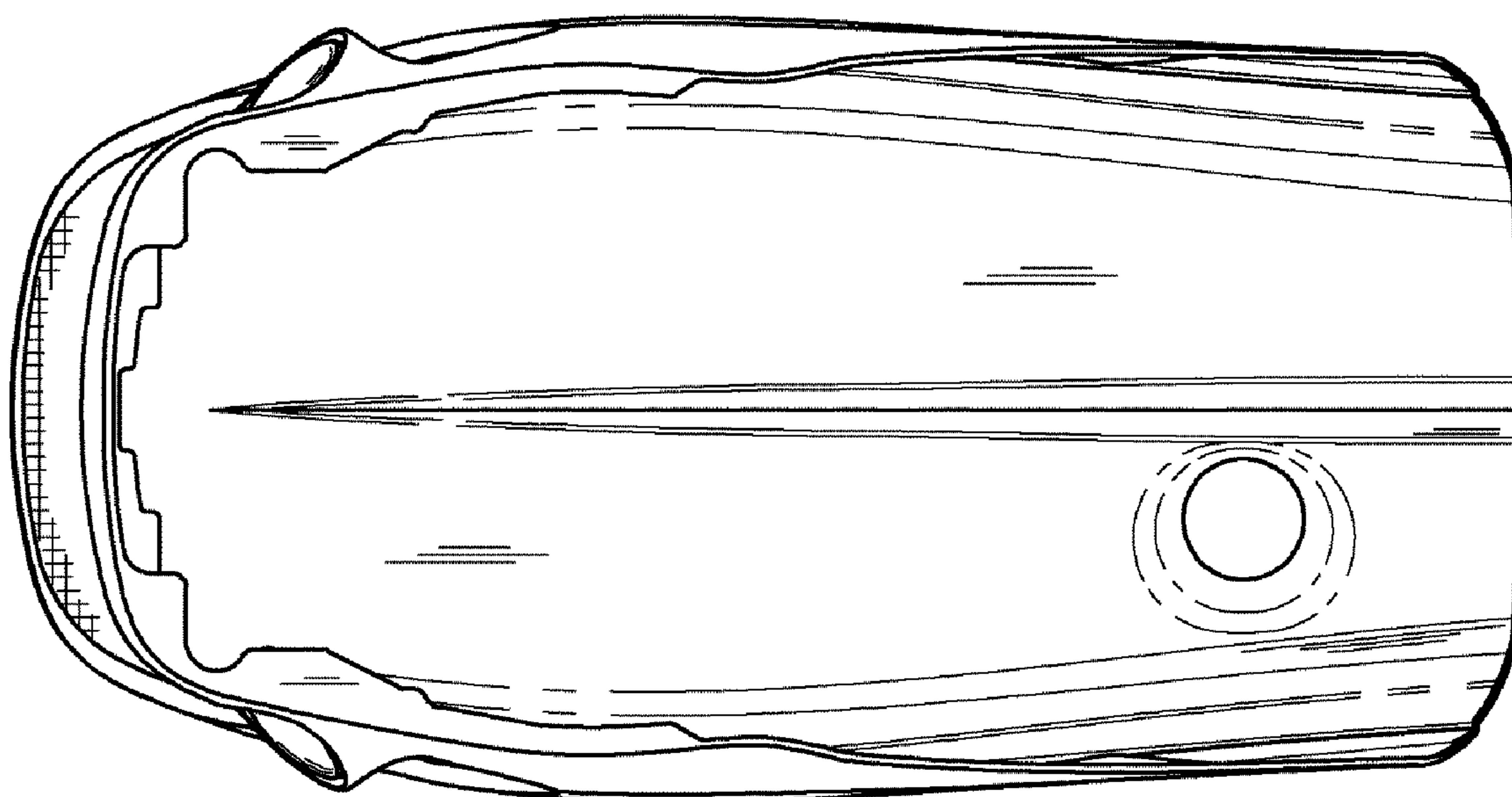


FIG. 7