



US00D605667S

(12) **United States Design Patent**
Peterson et al.

(10) **Patent No.:** **US D605,667 S**

(45) **Date of Patent:** **** Dec. 8, 2009**

(54) **LAWN MOWER**

(75) Inventors: **James Peterson**, Vergennes, VT (US);
Nicholas Vachon, Vergennes, VT (US)

(73) Assignee: **Neuton, Inc.**, Vergennes, VT (US)

(**) Term: **14 Years**

(21) Appl. No.: **29/325,275**

(22) Filed: **Sep. 29, 2008**

(51) **LOC (9) Cl.** **15-03**

(52) **U.S. Cl.** **D15/14**

(58) **Field of Classification Search** D15/10,
D15/14-16; 56/11.9, 16.7, 17.1, 17.4, 17.5,
56/202, 254, 255, 320.1, 320.2, 294, 295,
56/12.8, 13.4, 11.4

See application file for complete search history.

(56) **References Cited**

U.S. PATENT DOCUMENTS

D330,210	S	*	10/1992	Sirois et al.	D15/14
D333,309	S	*	2/1993	Hess et al.	D15/14
5,251,711	A	*	10/1993	Meyer et al.	180/19.1
D347,640	S	*	6/1994	Chunn et al.	D15/14
D356,581	S	*	3/1995	Chunn et al.	D15/14
D359,291	S	*	6/1995	Tihonovich	D15/14
D361,771	S	*	8/1995	Ledingham	D15/14
D374,017	S	*	9/1996	Chunn et al.	D15/14
D376,371	S	*	12/1996	Swinney, II	D15/14
D381,665	S	*	7/1997	Hinklin et al.	D15/14
D390,576	S	*	2/1998	Shimamura	D15/14
5,910,091	A	*	6/1999	Iida et al.	56/16.7
D419,163	S	*	1/2000	Sirois et al.	D15/14
D421,265	S	*	2/2000	Ohsumi et al.	D15/14

D424,070	S	*	5/2000	Danthois	D15/14
D426,836	S	*	6/2000	Sirois et al.	D15/14
D449,622	S	*	10/2001	Csonka et al.	D15/14
D449,840	S	*	10/2001	Concari et al.	D15/14
D450,064	S	*	11/2001	Concari et al.	D15/14
D457,897	S	*	5/2002	Jong	D15/14
D461,830	S	*	8/2002	Stratford et al.	D15/14
D469,785	S	*	2/2003	Kim et al.	D15/14
D489,734	S	*	5/2004	Lin	D15/14
D497,918	S	*	11/2004	Osborne et al.	D15/14
D508,923	S	*	8/2005	Henssler et al.	D15/14
D508,924	S	*	8/2005	Henssler et al.	D15/14
RE39,338	E	*	10/2006	Stratford	D15/14
D544,501	S	*	6/2007	Chung Lee	D15/14
D581,951	S	*	12/2008	Bochmann et al.	D15/14

* cited by examiner

Primary Examiner—Stella M Reid

Assistant Examiner—Mark A Goodwin

(74) *Attorney, Agent, or Firm*—Mattingly & Malur, P.C.

(57) **CLAIM**

The ornamental design for a lawn mower, as shown and described.

DESCRIPTION

FIG. 1 is a front, right side perspective view of a lawn mower showing our new design;

FIG. 2 is a front elevational view thereof;


FIG. 3 is a rear elevational view thereof;

FIG. 4 is a left side elevational view thereof;

FIG. 5 is a right side elevational view thereof; and,

FIG. 6 is a top plan view thereof.

1 Claim, 6 Drawing Sheets






FIG. 1

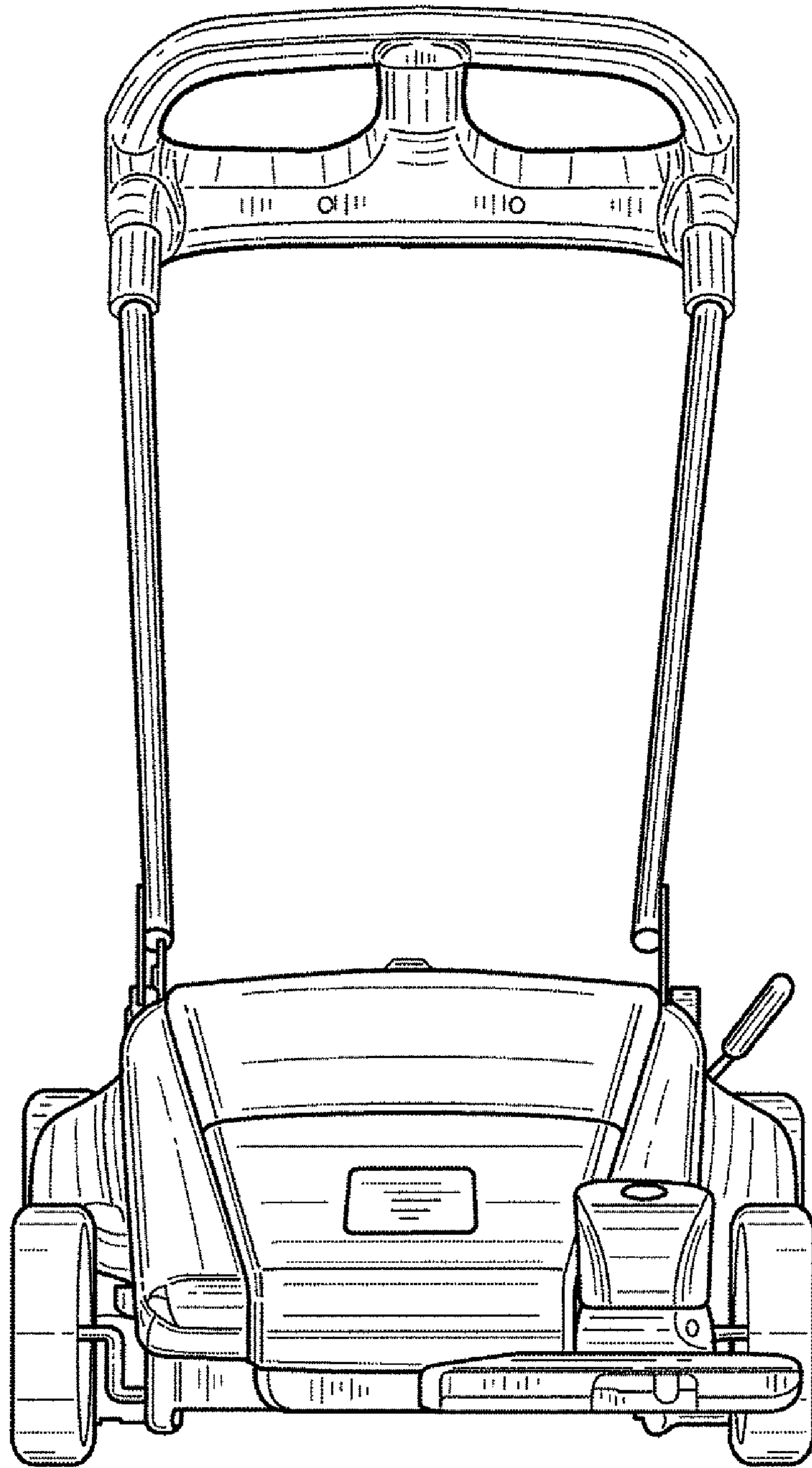


FIG. 2

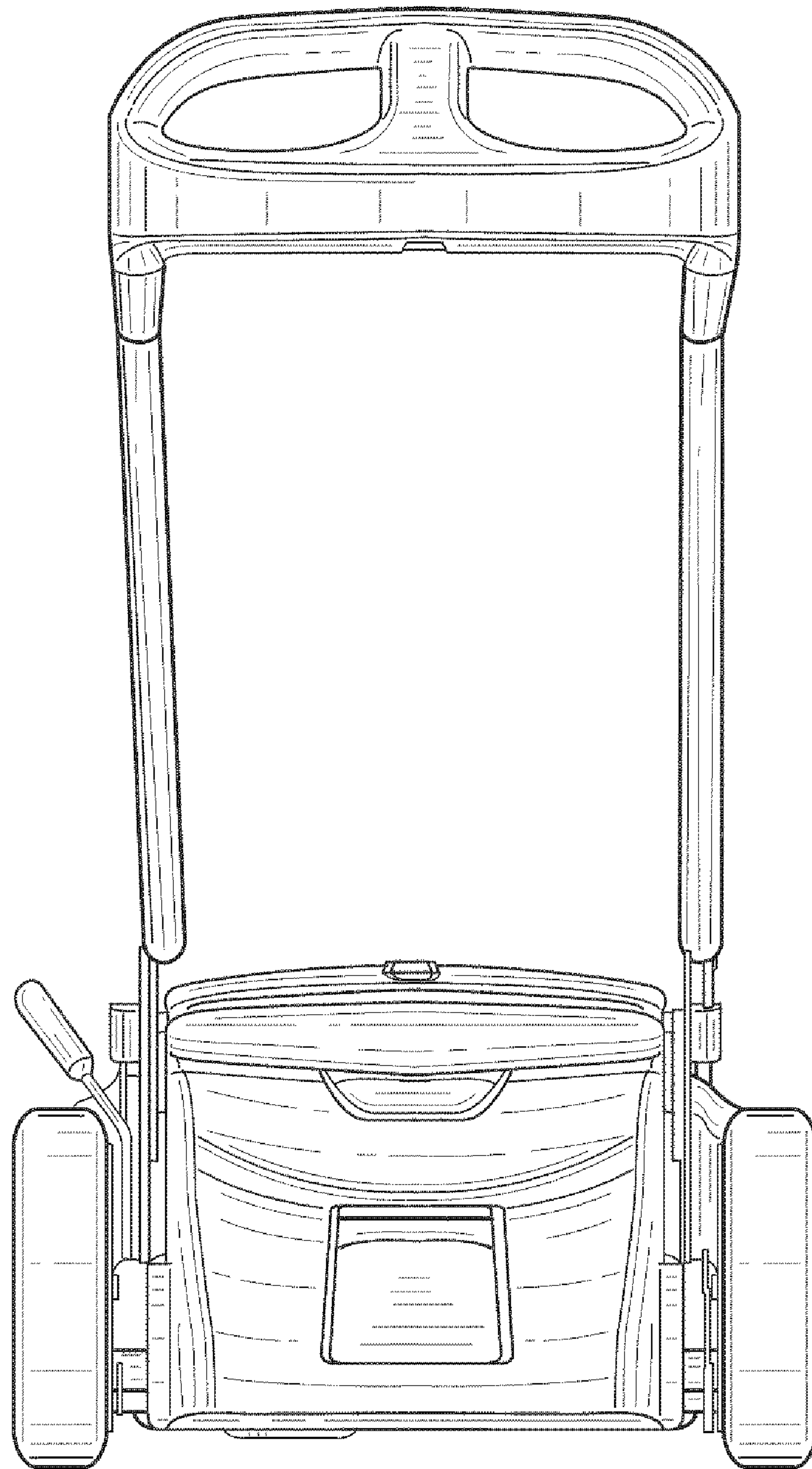


FIG. 3

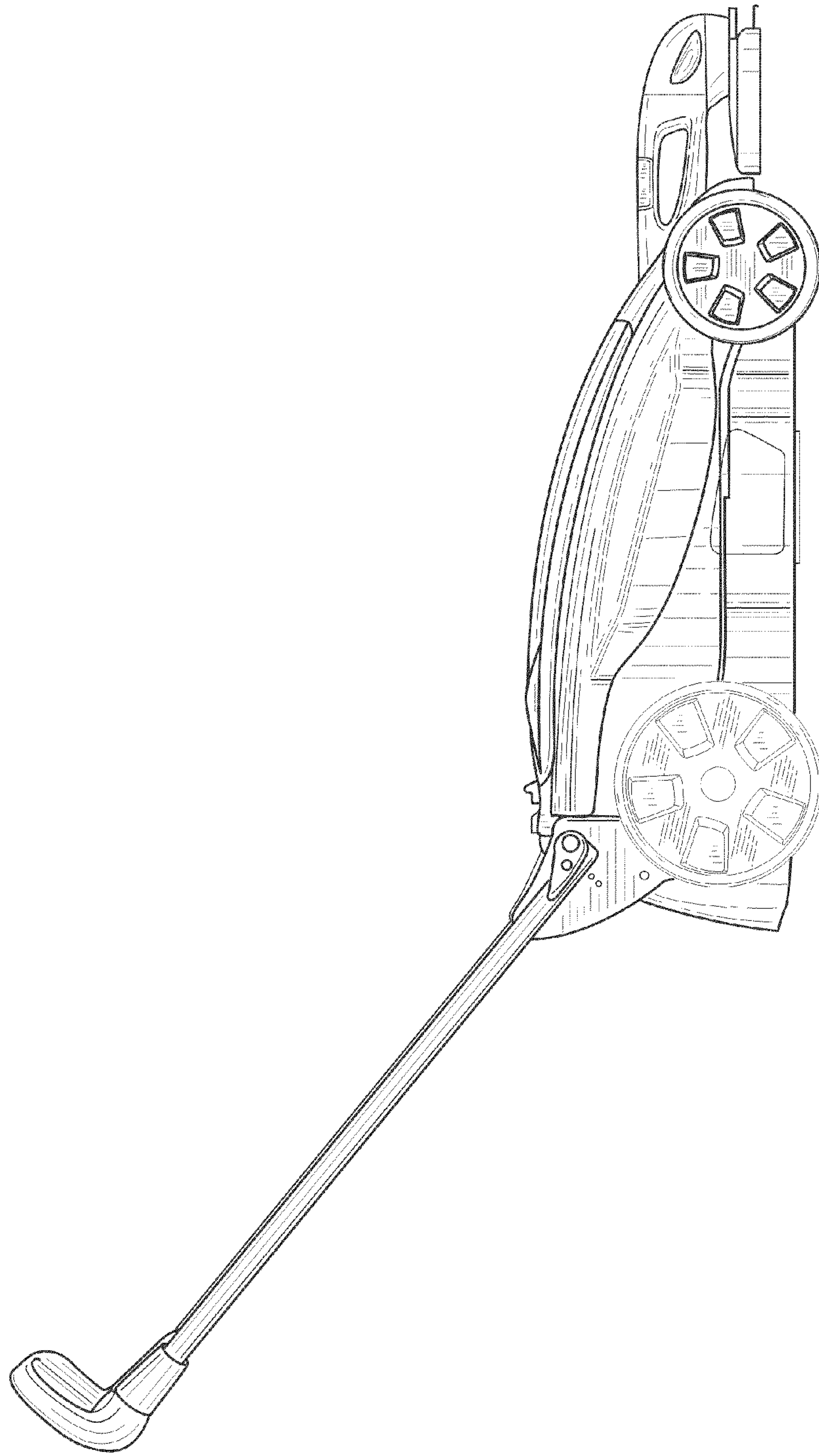


FIG. 4

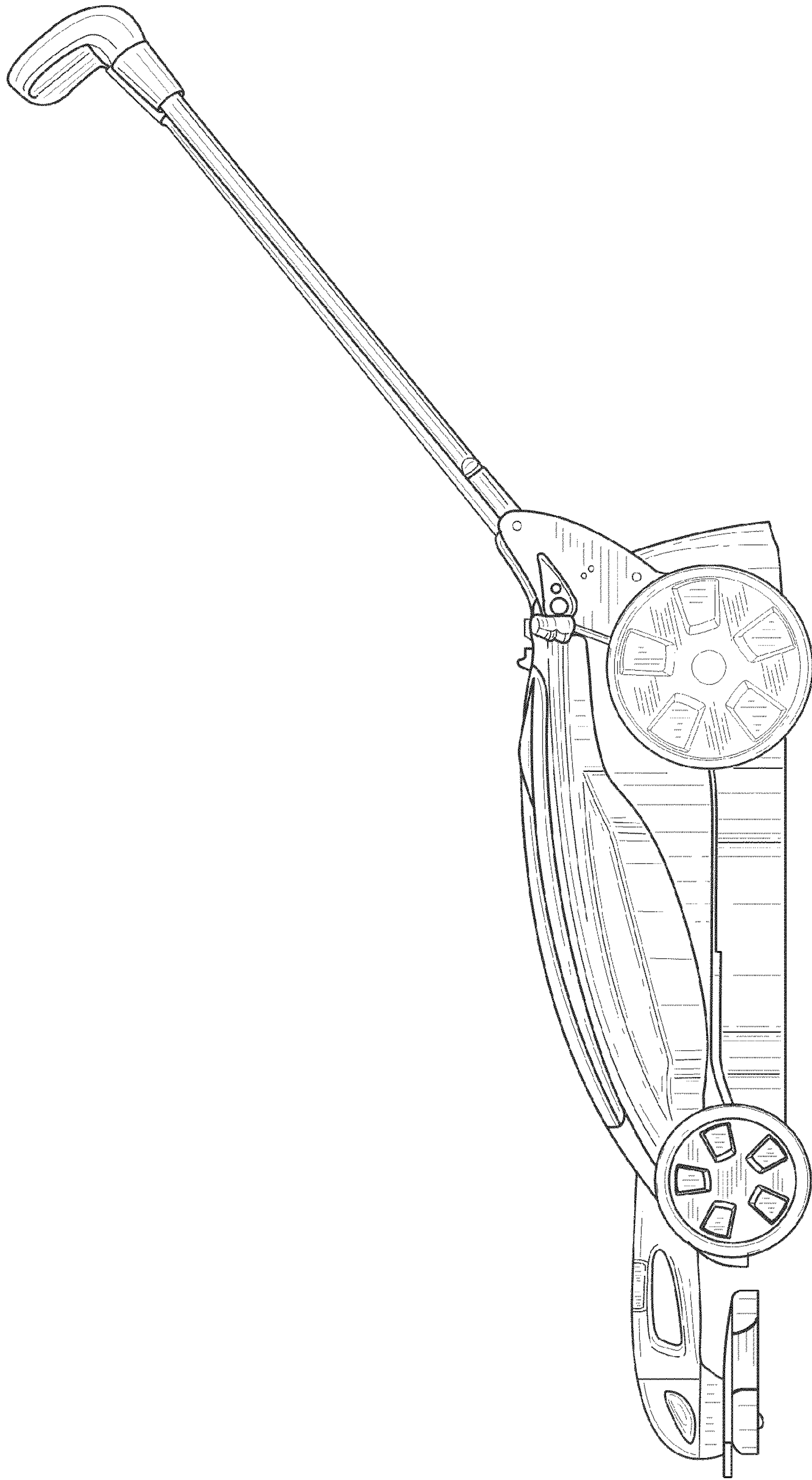


FIG. 5




FIG. 6