



US00D605648S

(12) **United States Design Patent**
Hawkins et al.

(10) **Patent No.:** **US D605,648 S**

(45) **Date of Patent:** **** Dec. 8, 2009**

(54) **HANDHELD DEVICE**

(75) Inventors: **Jeffrey C Hawkins**, Atherton, CA (US);
Peter N Skillman, San Carlos, CA (US);
Phillip Hobson, Menlo Park, CA (US);
David Hoenig, Los Gatos, CA (US);
Cathal Loughnane, Bray (IE)

(73) Assignee: **Palm, Inc.**, Sunnyvale, CA (US)

(**) Term: **14 Years**

(21) Appl. No.: **29/325,329**

(22) Filed: **Sep. 29, 2008**

Related U.S. Application Data

(63) Continuation of application No. 29/257,859, filed on Apr. 10, 2006, now Pat. No. Des. 585,890, which is a continuation of application No. 29/219,523, filed on Dec. 16, 2004, now Pat. No. Des. 518,820, which is a continuation of application No. 29/177,927, filed on Mar. 17, 2003, now Pat. No. Des. 519,502.

(51) **LOC (9) Cl.** **14-02**

(52) **U.S. Cl.** **D14/346**

(58) **Field of Classification Search** D14/341-346,
D14/138, 439; D18/1, 2, 7; 235/145 A, 145 R,
235/375; 341/22, 23; 345/156, 168, 169,
345/170, 172, 173; 361/680-686; 455/575.3,
455/90.1; 379/433.07; D10/65

See application file for complete search history.

(56) **References Cited**

U.S. PATENT DOCUMENTS

5,218,188	A	*	6/1993	Hanson	235/375
D359,920	S	*	7/1995	Sakamoto	D10/65
D454,349	S	*	3/2002	Makidera et al.	D14/343
D464,962	S	*	10/2002	MacGregor et al.	D14/346
D470,842	S	*	2/2003	Bhatia et al.	D14/346
D477,597	S	*	7/2003	Laverick et al.	D14/346
D488,478	S	*	4/2004	Laverick et al.	D14/439
D518,820	S	*	4/2006	Hawkins et al.	D14/346

* cited by examiner

Primary Examiner—Freda S Nunn

(74) *Attorney, Agent, or Firm*—Fenwick & West LLP

(57) **CLAIM**

The ornamental design for a handheld device, as shown and described.

DESCRIPTION


FIG. 1 is a front view of a handheld device according to the present invention; the broken lines shown in the drawings illustrate portions of the handheld device and form no part of the claimed design;

FIG. 2 is a bottom view thereof;

FIG. 3 is a rear view thereof; and,

FIG. 4 is a top view thereof.

1 Claim, 4 Drawing Sheets






FIG. 1

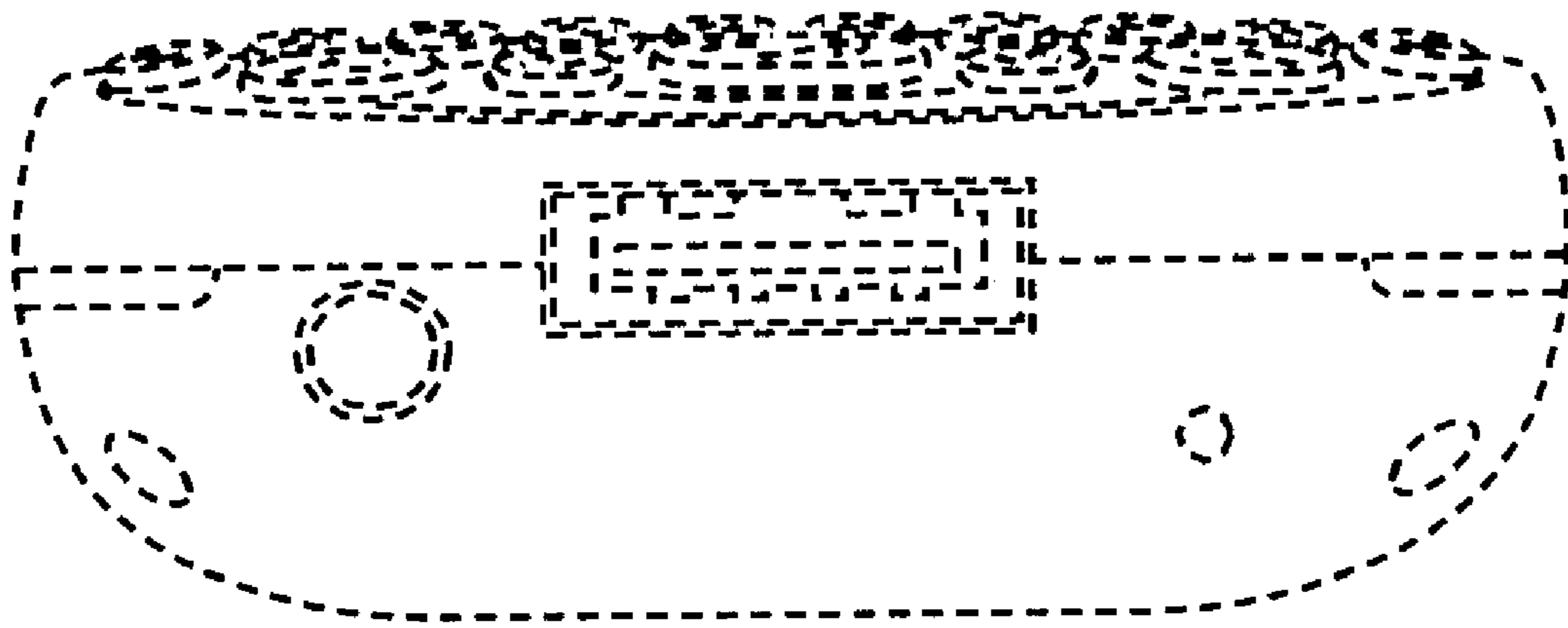


FIG. 2

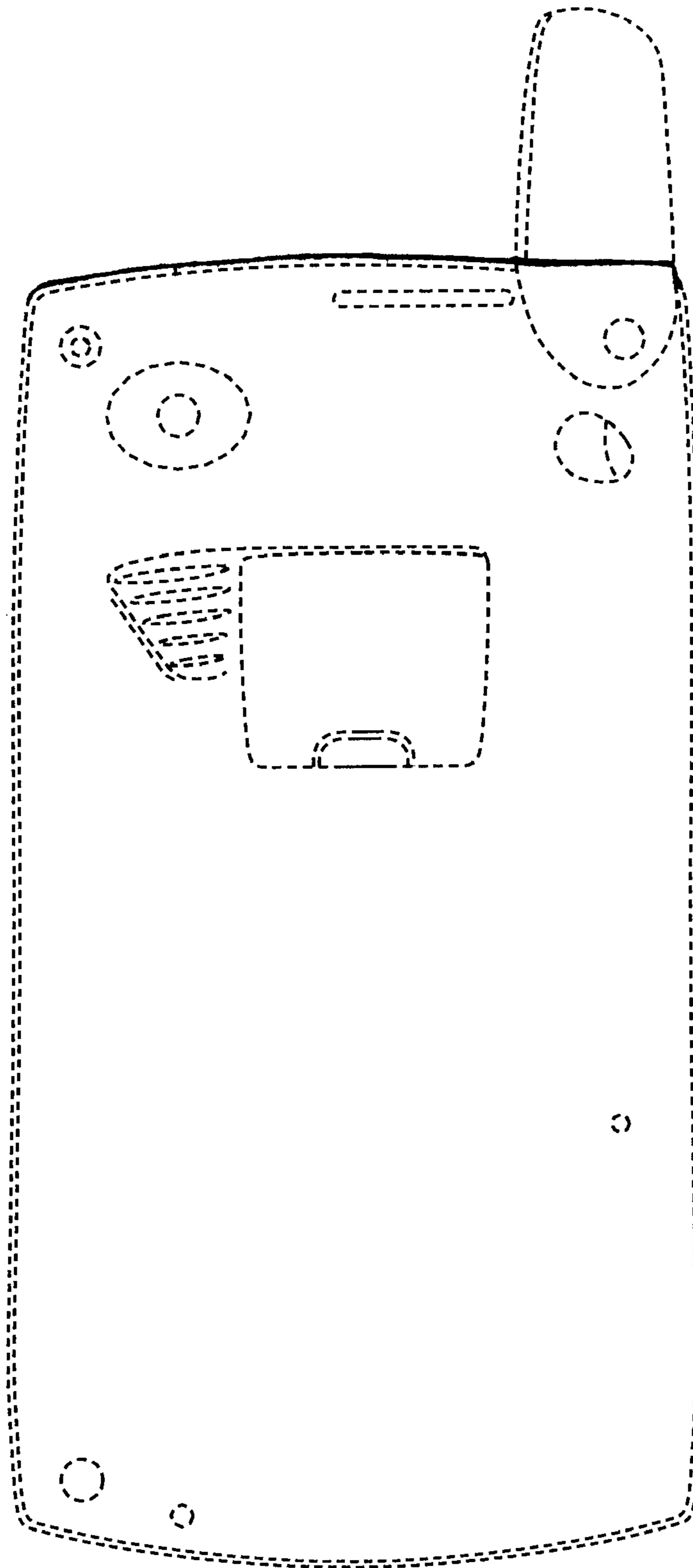


FIG. 3

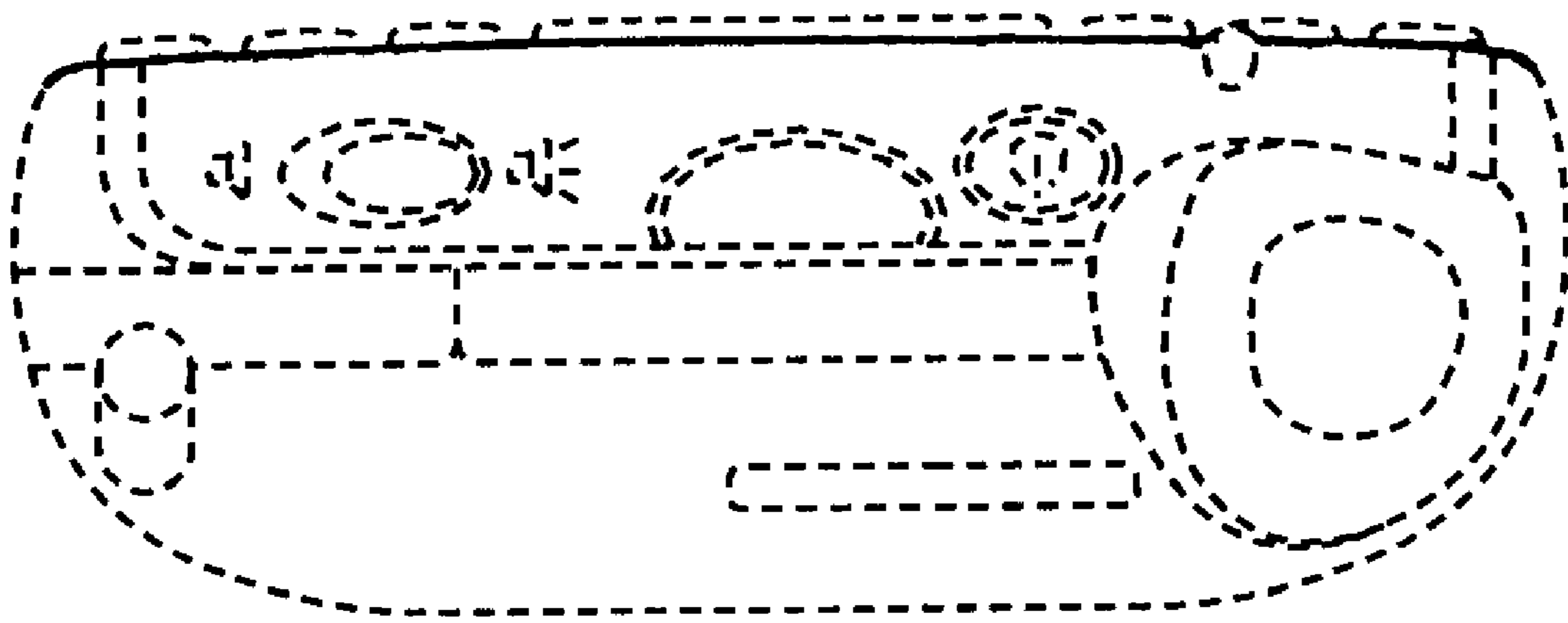


FIG. 4