



US00D605646S

(12) **United States Design Patent**
Chan et al.

(10) **Patent No.:** **US D605,646 S**
(45) **Date of Patent:** **** Dec. 8, 2009**

(54) **NOTEBOOK COMPUTER**

(75) Inventors: **Chia-Lin Chan**, Taipei (TW);
Ming-Chung Liu, Taipei (TW);
Chang-Kai Liu, Taipei (TW); **Li-Fang**
Chen, Taipei (TW); **Hong-Tien Wang**,
Taipei (TW); **You-Chi Liu**, Taipei (TW)

(73) Assignee: **Compal Electronics, Inc.**, Taipei (TW)

(**) Term: **14 Years**

(21) Appl. No.: **29/333,568**

(22) Filed: **Mar. 12, 2009**

(51) **LOC (9) Cl.** **14-02**

(52) **U.S. Cl.** **D14/315; D14/393; D14/396;**
D14/455

(58) **Field of Classification Search** **D14/315-322,**
D14/391-398, 455; D18/1, 2, 7, 11; 235/145 A,
235/145 R; 341/22, 23; 345/104, 156, 168,
345/169, 173, 87, 901-905; 361/680-686,
361/679.01, 679.08, 732; 400/489

See application file for complete search history.

(56) **References Cited**

U.S. PATENT DOCUMENTS

5,178,477 A * 1/1993 Gambaro 400/489
D354,279 S * 1/1995 Ciccone D14/393
D370,669 S * 6/1996 Hargreaves et al. D14/391
5,613,786 A * 3/1997 Howell et al. 400/489

5,673,040 A * 9/1997 Hargreaves et al. 341/22
D475,051 S * 5/2003 Sexton D14/398
D496,357 S * 9/2004 Peng et al. D14/318
D517,553 S * 3/2006 Schraudolph et al. D14/396
D538,281 S * 3/2007 Gambaro D14/391
D585,063 S * 1/2009 Hargreaves et al. D14/393
D588,131 S * 3/2009 Harmon D14/392
2006/0146489 A1 * 7/2006 Huang et al. 361/683

* cited by examiner

Primary Examiner—Freda S Nunn

(74) *Attorney, Agent, or Firm*—Jianq Chyun IP Office

(57) **CLAIM**

The ornamental design for a notebook computer, as shown and described.

DESCRIPTION

FIG. 1 is a perspective view of a notebook computer showing our new design.

FIG. 2 is a front view thereof.

FIG. 3 is a rear view thereof.

FIG. 4 is a left side view thereof.

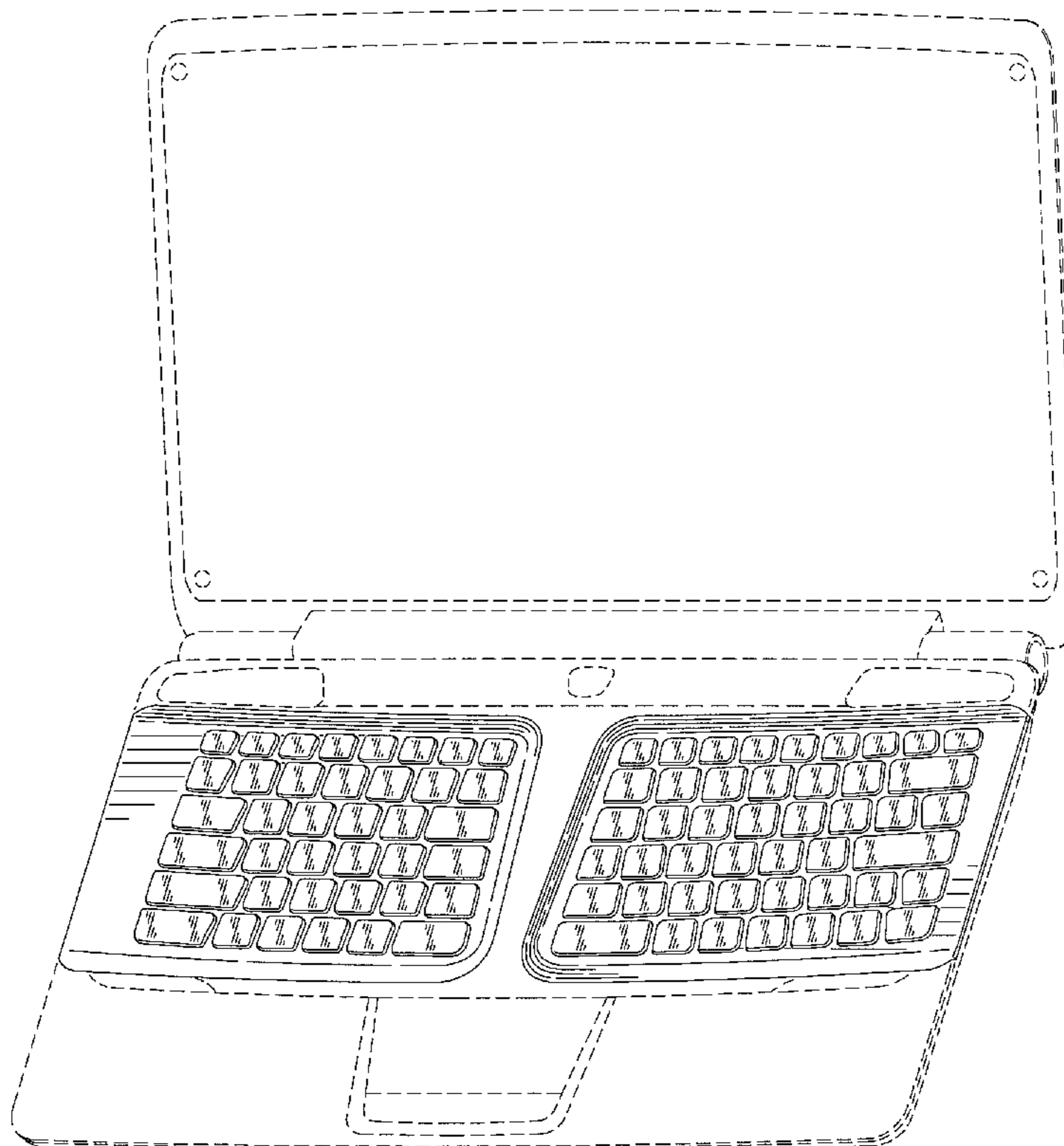
FIG. 5 is a right side view thereof.

FIG. 6 is a top view thereof; and,

FIG. 7 is a bottom view thereof.

The broken lines shown in the drawings are for illustrative purposes only and do not form part of the claimed design.

1 Claim, 6 Drawing Sheets



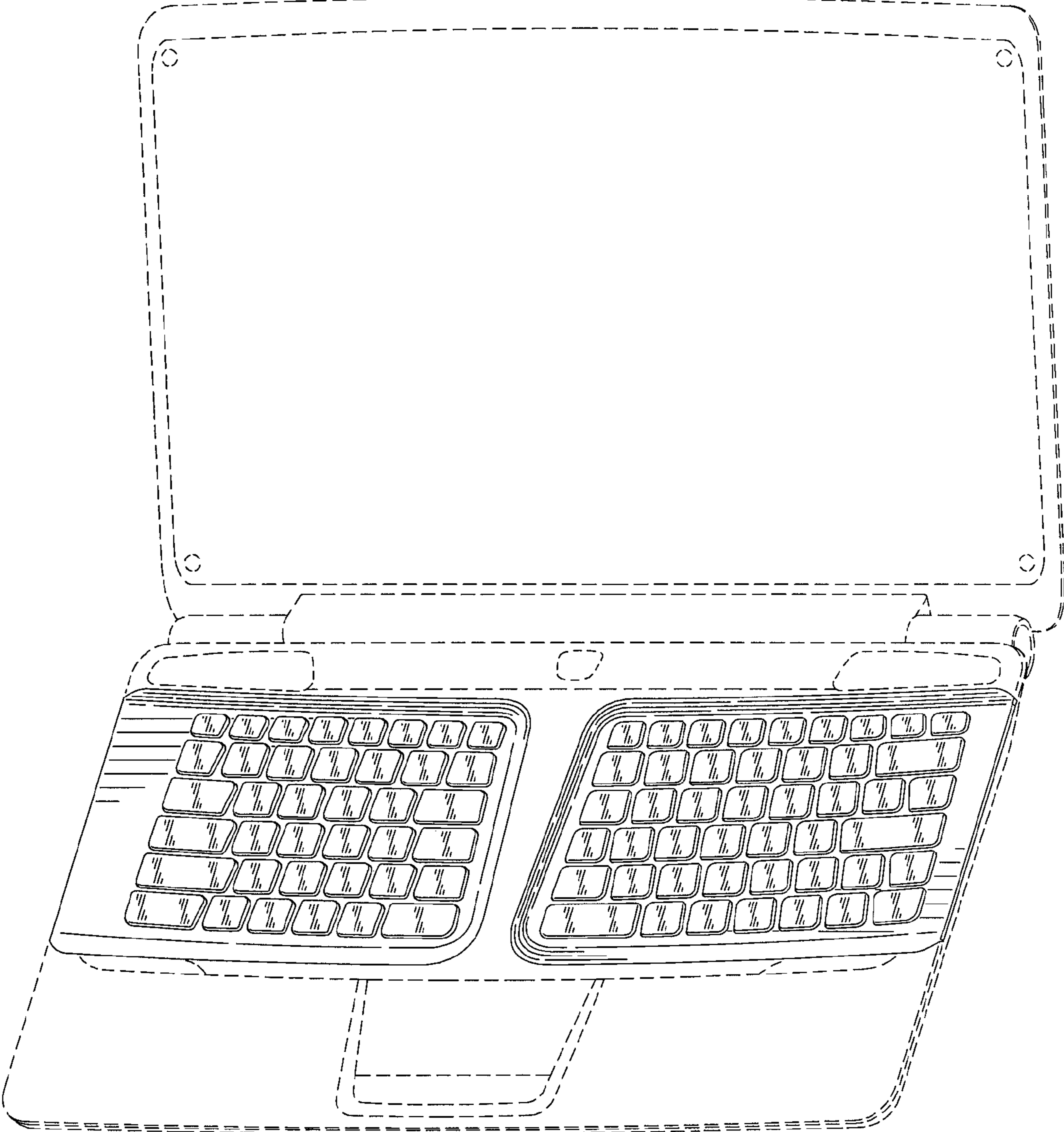


FIG. 1

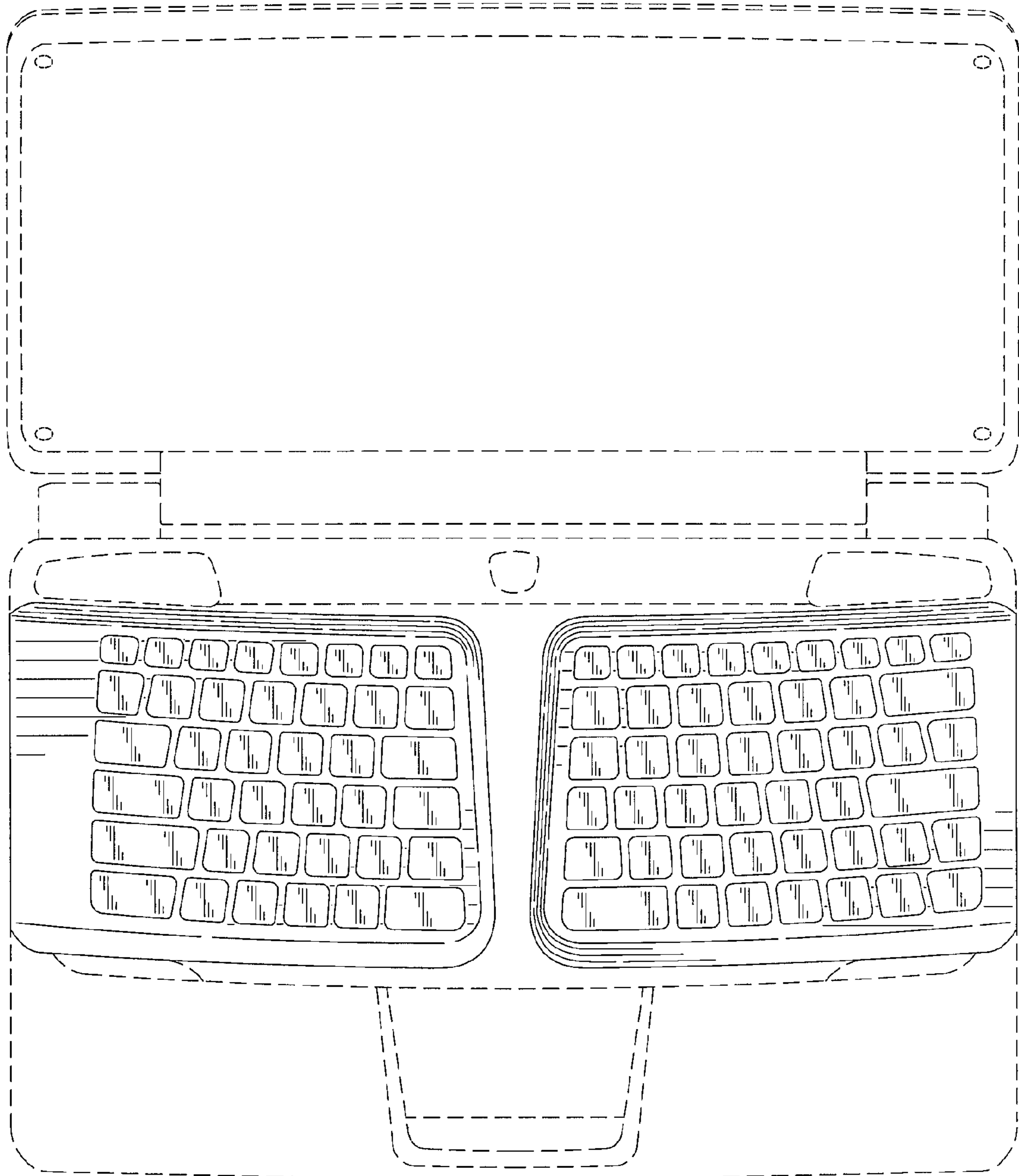


FIG. 2




FIG. 3

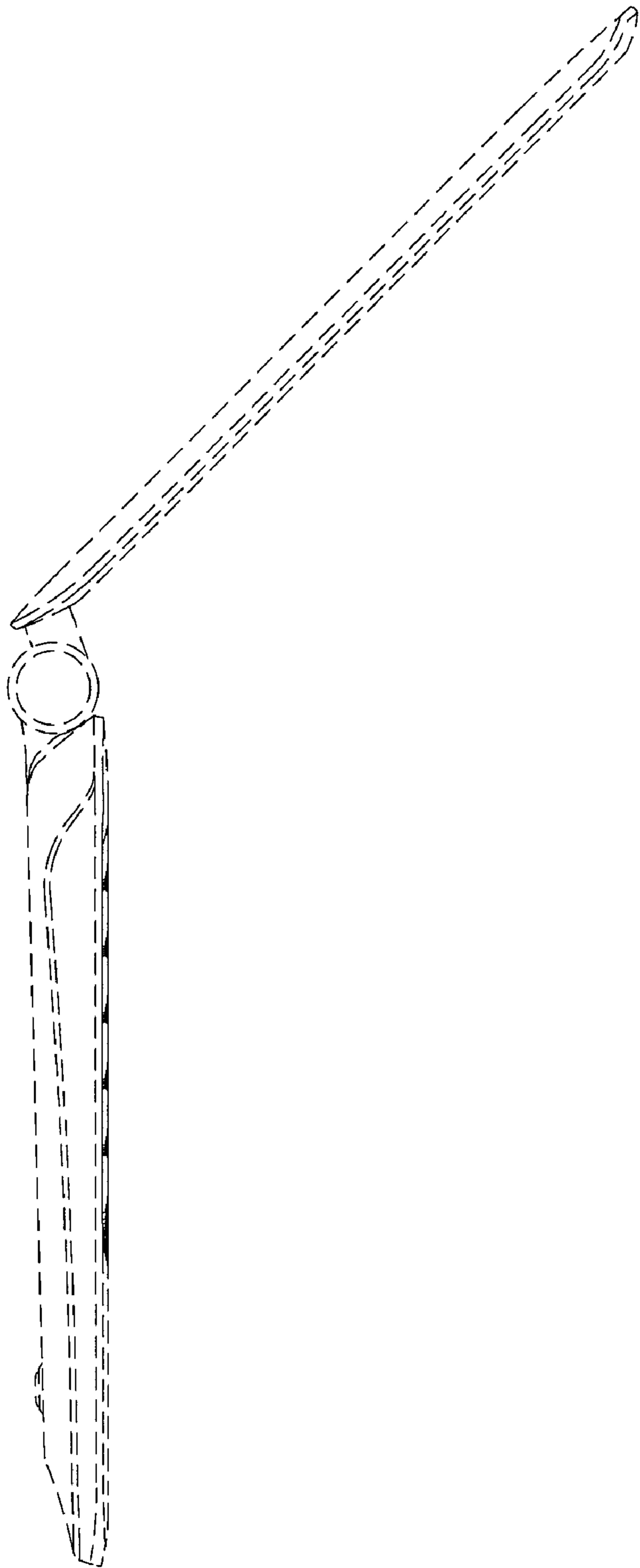


FIG. 4

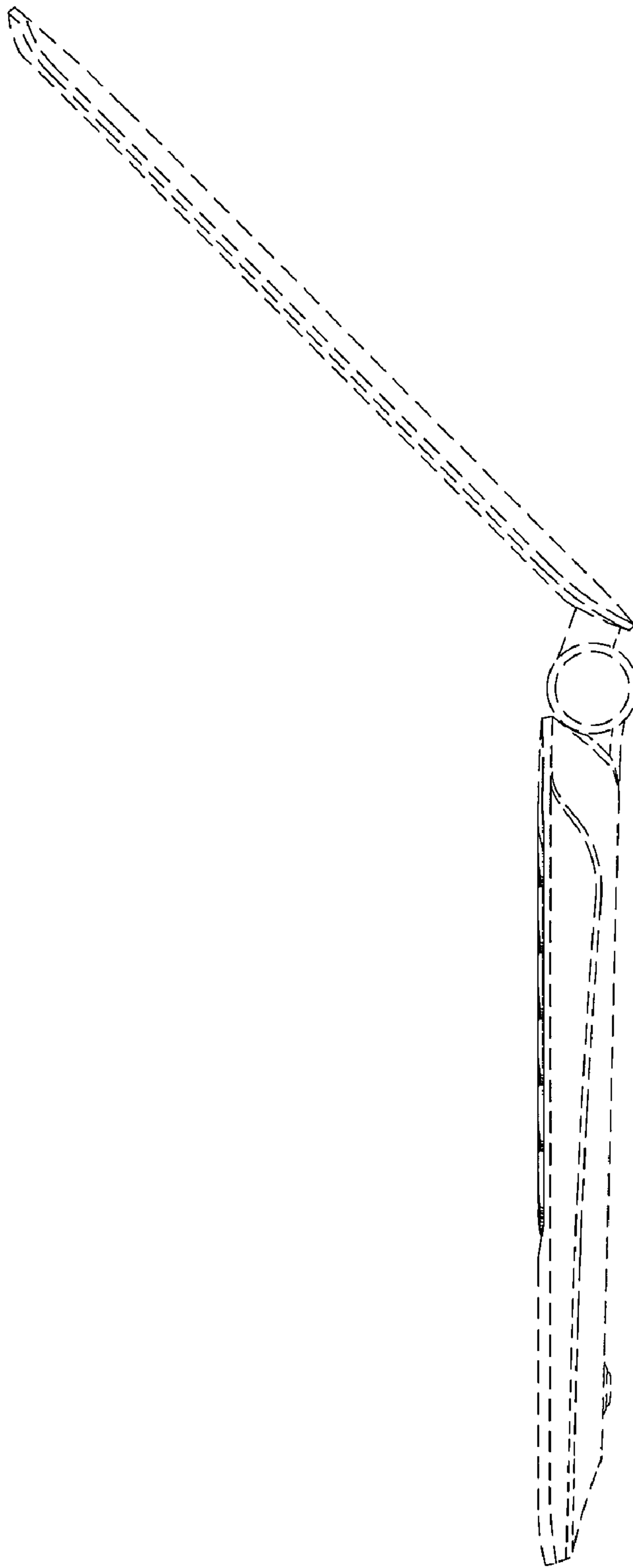


FIG. 5



FIG. 6



FIG. 7