



US00D605628S

(12) **United States Design Patent**
Ando

(10) **Patent No.:** **US D605,628 S**
(45) **Date of Patent:** **** Dec. 8, 2009**

(54) **HEADPHONES**

(75) Inventor: **Kozo Ando**, Machida (JP)

(73) Assignee: **Kabushiki Kaisha Audio-Technica**,
Machida-Shi, Tokyo (JP)

(**) Term: **14 Years**

(21) Appl. No.: **29/311,463**

(22) Filed: **Mar. 24, 2009**

(30) **Foreign Application Priority Data**

Oct. 7, 2008 (JP) 2008-025718

(51) **LOC (9) Cl.** **14-01**

(52) **U.S. Cl.** **D14/205**

(58) **Field of Classification Search** D14/205,
D14/206, 223; 181/129, 130; 381/380, 381;
379/420.01, 420.02, 420.03, 420.04, 430,
379/431; D29/112; 128/866; D24/106,
D24/174

See application file for complete search history.

(56) **References Cited**

U.S. PATENT DOCUMENTS

2,641,327	A *	6/1953	Balmer	181/129
3,195,392	A *	7/1965	Allen	84/457
4,646,872	A *	3/1987	Kamon et al.	181/129
4,981,194	A *	1/1991	Kamon et al.	181/129
5,222,151	A *	6/1993	Nagayoshi et al.	381/380
5,420,935	A *	5/1995	Shinohara et al.	381/370
5,664,012	A *	9/1997	Chen	379/420.04
D430,139	S *	8/2000	Peters et al.	D14/205
D430,547	S *	9/2000	Yoon	D14/142
D430,860	S *	9/2000	Yoon	D14/142
6,122,369	A *	9/2000	Hwang et al.	379/420.04
D463,790	S *	10/2002	Beraut et al.	D14/223
D464,945	S *	10/2002	Bosch	D14/206
D465,472	S *	11/2002	Bosch	D14/206
D467,240	S *	12/2002	Ruohonen	D14/223

D481,377	S *	10/2003	Eguchi	D14/223
D511,157	S *	11/2005	Johnson	D14/223
D514,551	S *	2/2006	Lee et al.	D14/223
D514,552	S *	2/2006	Lee et al.	D14/223
D526,642	S *	8/2006	Choe	D14/205
D529,901	S *	10/2006	Ohta	D14/223
7,120,268	B2 *	10/2006	Murozaki et al.	381/381
D546,321	S *	7/2007	Kim	D14/223
D562,807	S *	2/2008	Andre et al.	D14/223
D569,841	S *	5/2008	Chung et al.	D14/205
D572,703	S *	7/2008	Ledbetter et al.	D14/205
D578,507	S *	10/2008	Ando	D14/205
D582,389	S *	12/2008	Bose et al.	D14/205
D584,284	S *	1/2009	Carr et al.	D14/206
D590,371	S *	4/2009	Leinvuo	D14/205
D591,264	S *	4/2009	Hong et al.	D14/205

* cited by examiner

Primary Examiner—Paula Greene

(74) *Attorney, Agent, or Firm*—Manabu Kanesaka

(57) **CLAIM**

The ornamental design for a headphones, as shown and described.

DESCRIPTION

FIG. 1 is a perspective view of headphones showing my new design, the opposite perspective view is a mirror image, the cord is drawn broken away to show indeterminate length;

FIG. 2 is a front view thereof;

FIG. 3 is a rear view thereof;

FIG. 4 is a top plan view thereof;

FIG. 5 is a bottom view thereof;

FIG. 6 is a left side view thereof;

FIG. 7 is a right side view thereof; and,

FIG. 8 is a sectional view taken along line VIII—VIII of FIG. 2.

1 Claim, 6 Drawing Sheets

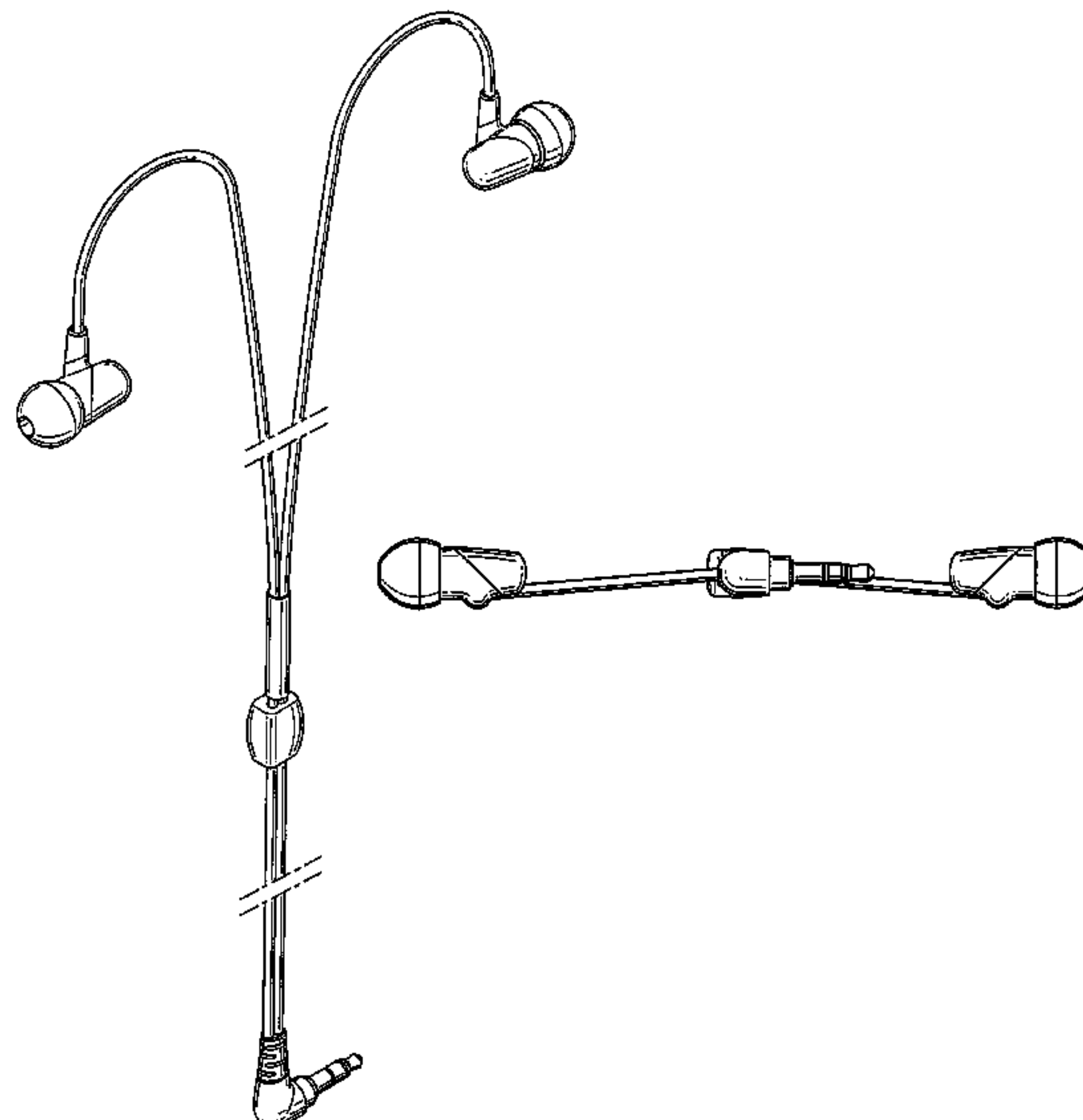


FIG. 1

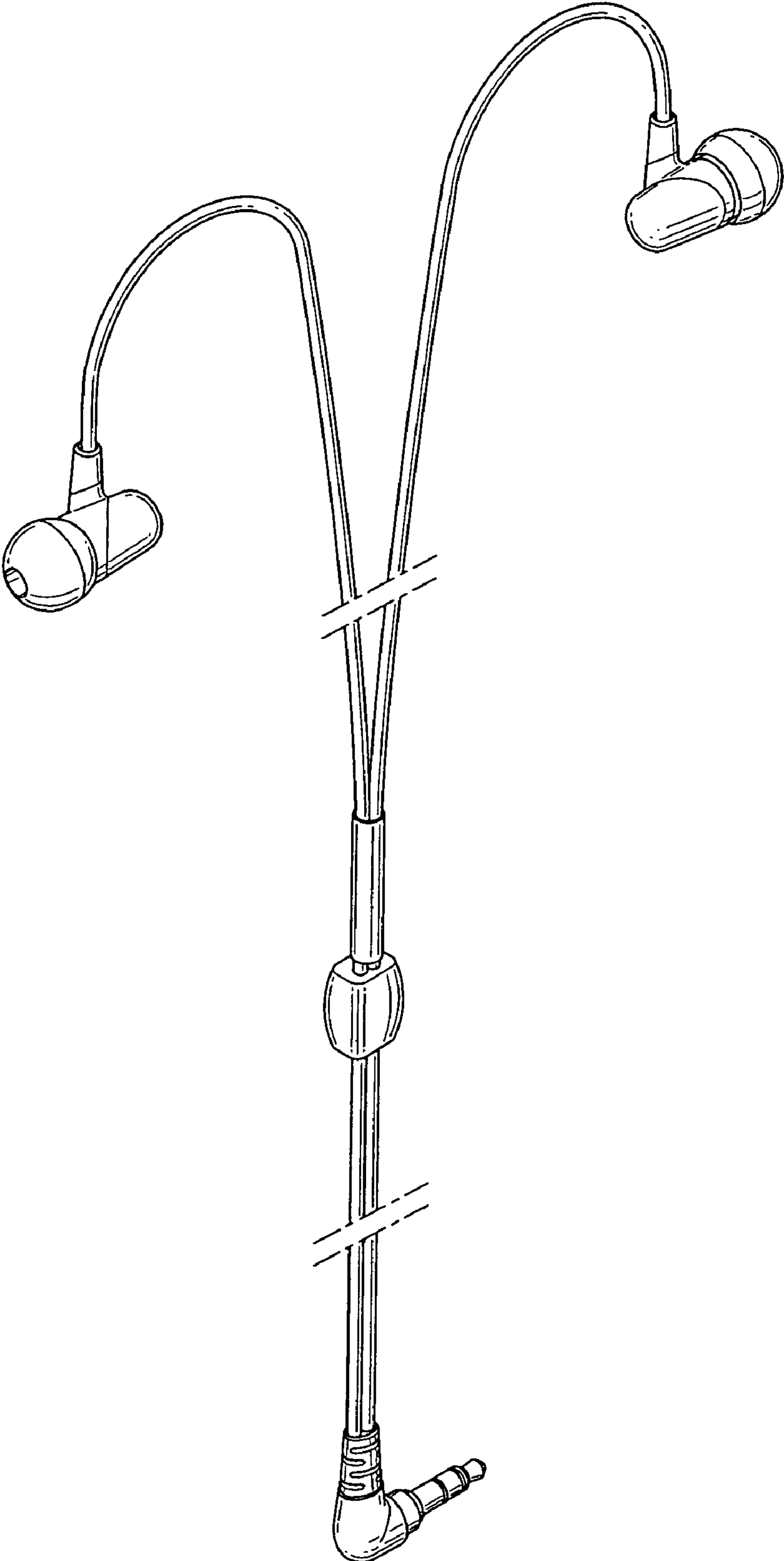


FIG. 2

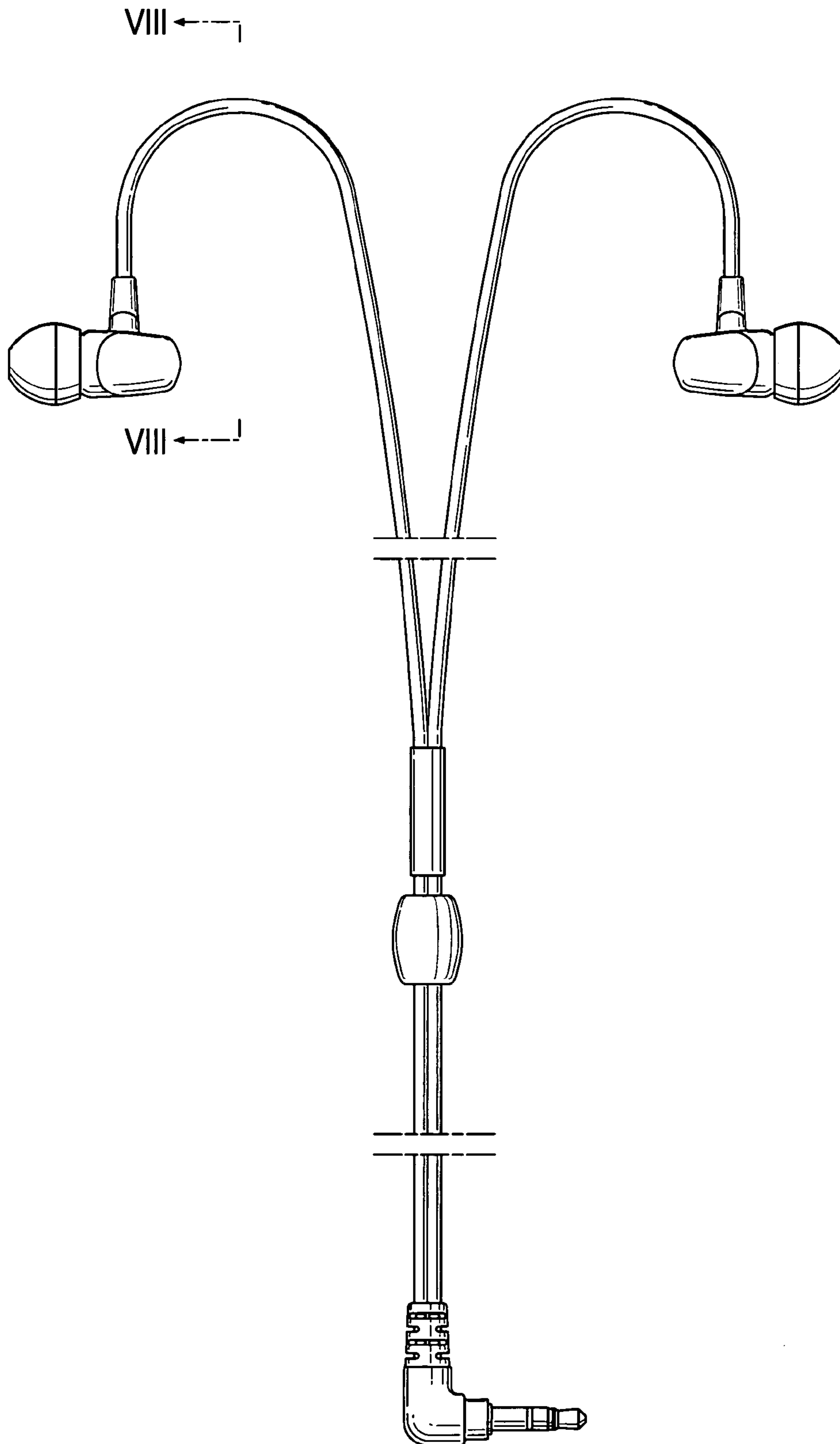


FIG. 3

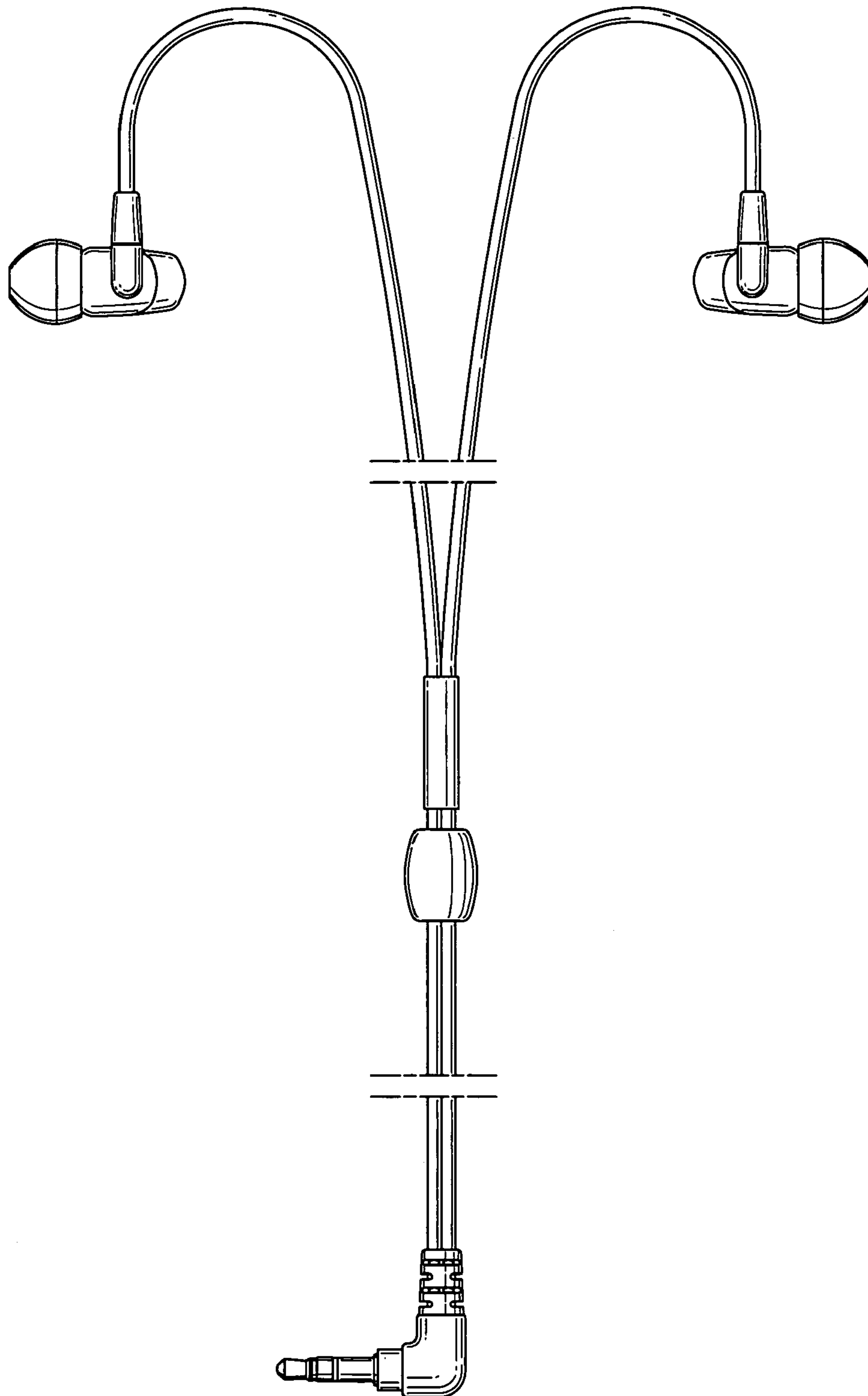


FIG. 4

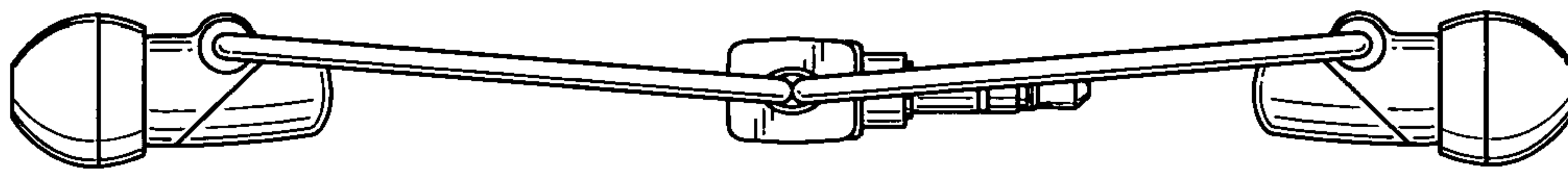


FIG. 5

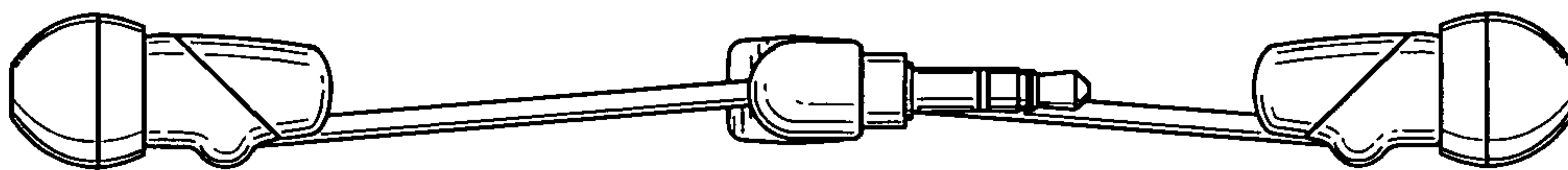


FIG. 6

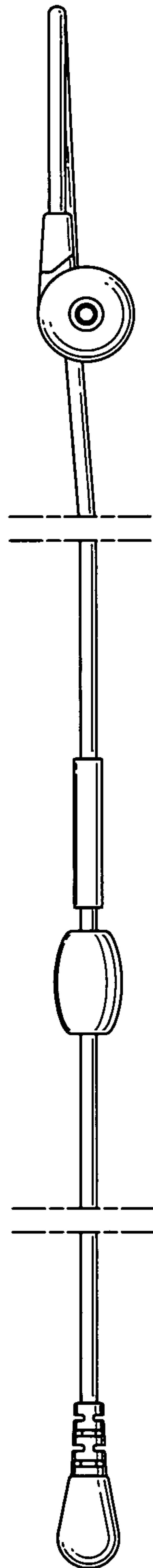


FIG. 7

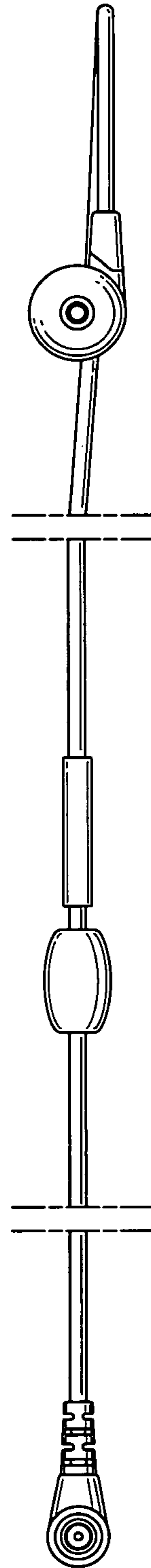


FIG. 8

