



US00D605627S

(12) **United States Design Patent**
Andre et al.

(10) **Patent No.:** **US D605,627 S**
(45) **Date of Patent:** **** Dec. 8, 2009**

(54) **ELECTRONIC DEVICE**

(75) Inventors: **Bartley K. Andre**, Menlo Park, CA (US); **Daniel J. Coster**, San Francisco, CA (US); **Daniele De Iuliis**, San Francisco, CA (US); **Richard P. Howarth**, San Francisco, CA (US); **Jonathan P. Ive**, San Francisco, CA (US); **Steve Jobs**, Palo Alto, CA (US); **Duncan Robert Kerr**, San Francisco, CA (US); **Shin Nishibori**, Portola Valley, CA (US); **Matthew Dean Rohrbach**, San Francisco, CA (US); **Peter Russell-Clarke**, San Francisco, CA (US); **Douglas B. Satzger**, Menlo Park, CA (US); **Calvin Q. Seid**, Palo Alto, CA (US); **Vincent Keane Seid**, legal representative, Los Gatos, CA (US); **Christopher J. Stringer**, Woodside, CA (US); **Eugene Antony Whang**, San Francisco, CA (US); **Rico Zorkendorfer**, San Francisco, CA (US)

(73) Assignee: **Apple Inc.**, Cupertino, CA (US)

(**) Term: **14 Years**

(21) Appl. No.: **29/341,322**

(22) Filed: **Aug. 4, 2009**

Related U.S. Application Data

(63) Continuation of application No. 29/284,190, filed on Aug. 31, 2007, now Pat. No. Des. 598,425.

(51) **LOC (9) Cl.** **14-03**

(52) **U.S. Cl.** **D14/203.7; D14/203.3; D14/496**

(58) **Field of Classification Search** **D14/496, D14/401, 435, 474, 483, 217, 137, 138, 160, D14/168, 356, 203.1-203.8, 507; 345/156, 345/169, 173-179, 905; 715/727-729, 864; 710/1, 5, 8; 713/1, 600; 455/1.1, 1.7, 73, 455/344-347, 93, 95, 3.01-3.06, 550.1, 573.1; 370/342-344; 369/1, 2, 6-12; 463/43-47; 273/148 B**

See application file for complete search history.

(56) **References Cited**

U.S. PATENT DOCUMENTS

D425,885 S 5/2000 Amron
(Continued)

FOREIGN PATENT DOCUMENTS

CN 3260632D 10/2002
(Continued)

OTHER PUBLICATIONS

“Microsoft Launches the Zune!”, Engadget.com (on line) (c) 2006, retrieved on Mar. 28, 2008, URL:<http://www.engadget.com/2006/09/14/microsoft-launches-the-zune/>, 7 pages.

(Continued)

Primary Examiner—Prabhakar Deshmukh
(74) *Attorney, Agent, or Firm*—Sterne, Kessler, Goldstein & Fox P.L.L.C.

(57) **CLAIM**

The ornamental design for an electronic device, as shown and described.

DESCRIPTION

FIG. 1 is a front perspective view of an electronic device showing our new design;

FIG. 2 is a rear perspective thereof;

FIG. 3 is a front view thereof;

FIG. 4 is a rear view thereof;

FIG. 5 is a left side view thereof;

FIG. 6 is right side view thereof;

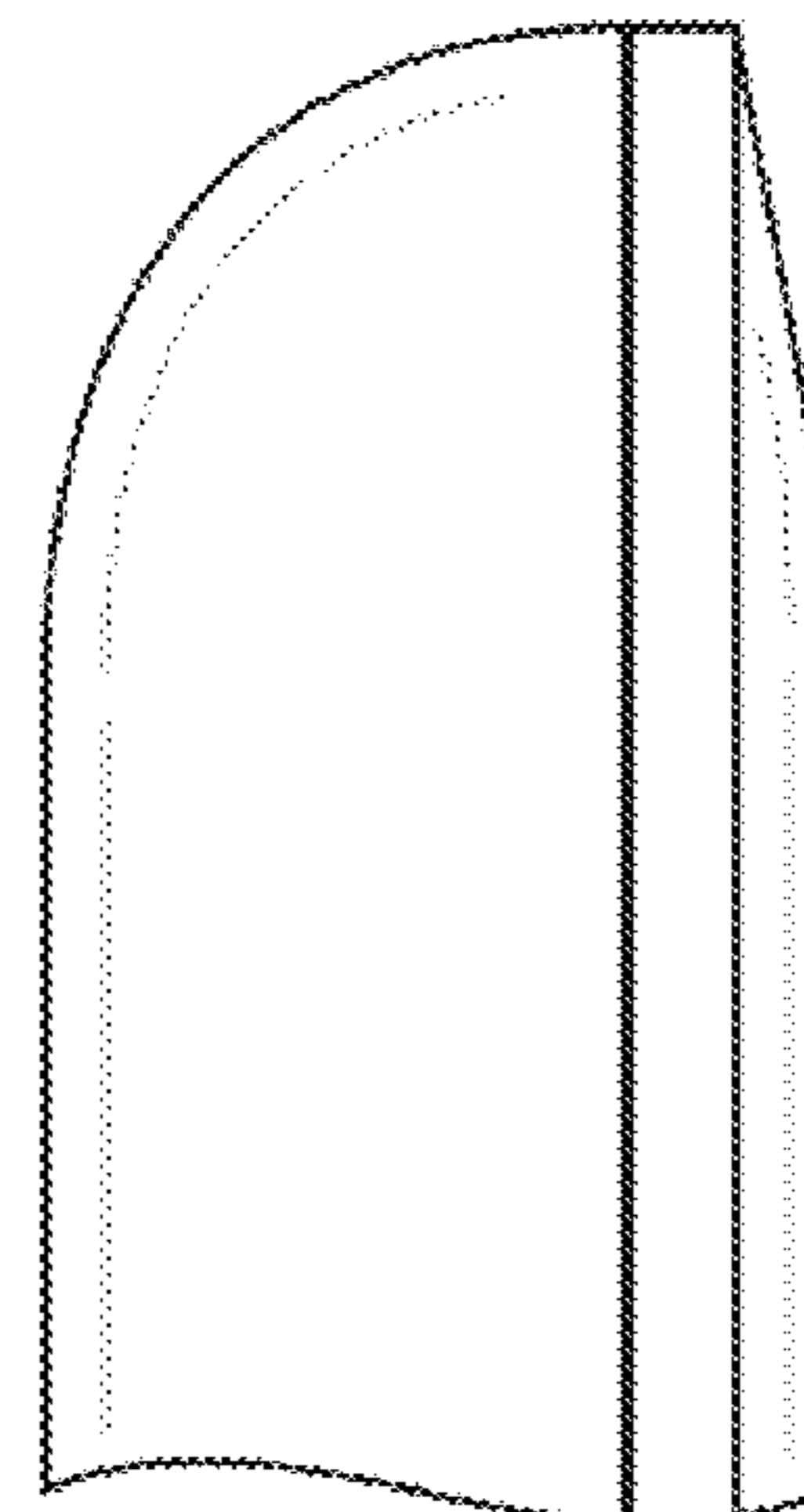
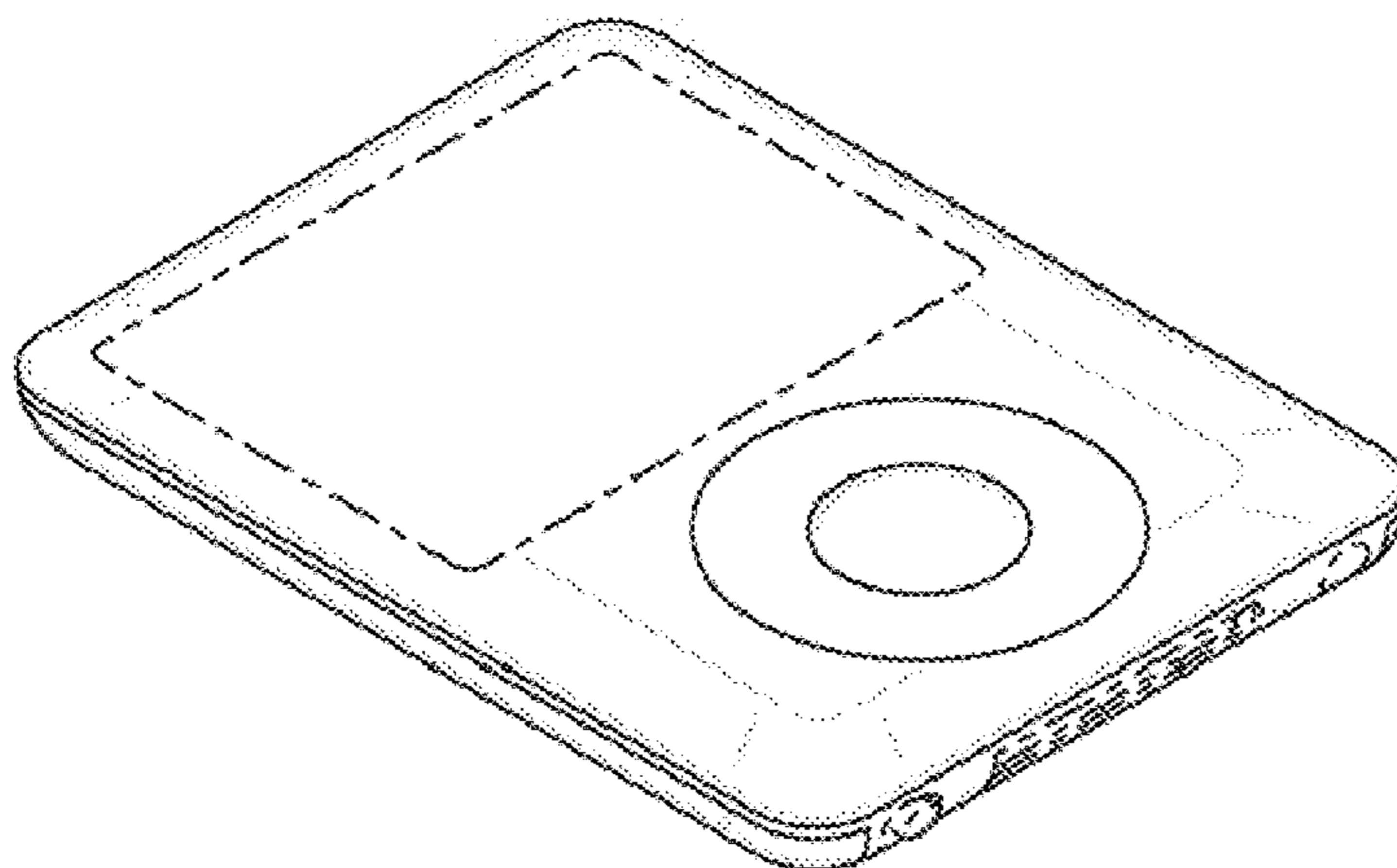
FIG. 7 is a top plan view thereof;

FIG. 8 is a bottom plan view thereof; and,

FIG. 9 is an enlarged elevational view of a representative corner of the electronic device.

The broken line showing of portions of the electronic device are for the purpose of illustrating environmental structure and form no part of the claimed design.

1 Claim, 5 Drawing Sheets



US D605,627 S

Page 2

U.S. PATENT DOCUMENTS

D469,109	S	1/2003	Andre et al.	
D472,245	S	3/2003	Andre et al.	
6,591,085	B1	7/2003	Grady	
6,593,914	B1	7/2003	Nuovo et al.	
D489,052	S	4/2004	Shiraki et al.	
D494,188	S	8/2004	Huang	
6,781,523	B2	8/2004	Matsui et al.	
D497,618	S	10/2004	Andre et al.	
D506,476	S	6/2005	Andre et al.	
D507,277	S	7/2005	Sitoh	
D509,833	S	9/2005	Yang	
D513,512	S	1/2006	Tsai	
D514,121	S	1/2006	Johnson	
D515,099	S	2/2006	Lee	
D516,576	S	3/2006	Ive et al.	
D516,579	S	3/2006	Nakamura	
D517,088	S	3/2006	Chong et al.	
D519,523	S	4/2006	Chiu et al.	
D520,020	S	5/2006	Senda et al.	
7,046,230	B2	5/2006	Zadesky et al.	
D527,015	S *	8/2006	Yang	D14/203.7
D538,820	S	3/2007	Andre et al.	
D539,812	S *	4/2007	Chuang	D14/203.7
D541,298	S	4/2007	Andre et al.	
D548,744	S	8/2007	Andre et al.	
D548,747	S	8/2007	Andre et al.	
D572,267	S	7/2008	Andre et al.	
D584,303	S	1/2009	Andre et al.	
D584,740	S	1/2009	Sheba et al.	
D584,742	S	1/2009	Sheba et al.	
D587,280	S	2/2009	Lee et al.	
D589,979	S	4/2009	Andre et al.	
D593,535	S *	6/2009	Sheba et al.	D14/203.7
D597,556	S *	8/2009	Andre et al.	D14/496
2004/0224638	A1	11/2004	Fadell et al.	

FOREIGN PATENT DOCUMENTS

CN	3260633D	10/2002
CN	3286007D	4/2003
CN	3287344D	4/2003
CN	3331371D	10/2003
CN	3339759D	12/2003
CN	3375890D	6/2004
CN	3380859D	7/2004
CN	3389184D	9/2004
CN	3453893D	6/2005
CN	3453894D	6/2005
CN	3468582D	8/2005
CN	3468598D	8/2005
CN	3480659D	10/2005
CN	3484184D	11/2005
CN	3490573D	12/2005
CN	3490574D	12/2005
CN	3509995D	3/2006
CN	3513646D	3/2006
CN	3518964D	4/2006

CN	3518979D	4/2006
CN	3534319D	6/2006
CN	3541511D	7/2006
CN	3543434D	7/2006
CN	3543442D	7/2006
CN	3543458D	7/2006
CN	3545312D	7/2006
CN	3545341D	7/2006
CN	3549064D	8/2006
CN	3562517D	9/2006
CN	3562544D	9/2006
CN	3571069D	10/2006
CN	3575463D	11/2006
CN	3575474D	11/2006
CN	3579941D	11/2006
CN	3588710D	12/2006
CN	3590936D	12/2006
CN	3593120D	12/2006
CN	3595475D	1/2007
CN	3597854D	1/2007
CN	3615593D	2/2007
CN	3615600D	2/2007
CN	3615602D	2/2007
CN	3615603D	2/2007
CN	3621245D	3/2007
CN	3634314D	4/2007
CN	3646242D	5/2007
CN	3660093D	6/2007
CN	3665655D	7/2007
CN	200730131203.5	1/2008
JP	30-0452305	6/2007
JP	D312270	10/2007
JP	D1313431	10/2007
JP	D1313439	10/2007

OTHER PUBLICATIONS

Apple iPod U2 Special Edition (20GB), Selectmore.com (on line) (c) 1998, retrieved on Aug. 25, 2007, URL:<http://www.selectmore.com/Detail.aspx?pid=300501>, 5 pages.

U.S. Appl. No. 29/281,763, Andre et al., Electronic Device, filed Jun. 29, 2007.

U.S. Appl. No. 29/286,504, Andre et al., Electronic Device, filed May 5, 2007.

U.S. Appl. No. 29/284,183, Andre et al., Electronic Device, filed Aug. 31, 2007.

U.S. Appl. No. 29/284,265, Andre et al., Electronic Device, filed Sep. 4, 2007.

U.S. Appl. No. 29/284,266, Andre et al., Electronic Device, filed Sep. 4, 2007.

U.S. Appl. No. 29/284,267, Andre et al., Electronic Device, filed Sep. 4, 2007.

U.S. Appl. No. 29/284,268, Andre et al., Electronic Device, filed Sep. 4, 2007.

U.S. Appl. No. 29/284,290, Andre et al., Electronic Device, filed Sep. 5, 2007.

U.S. Appl. No. 29/284,326, Andre et al., Electronic Device, filed Sep. 5, 2007.

* cited by examiner

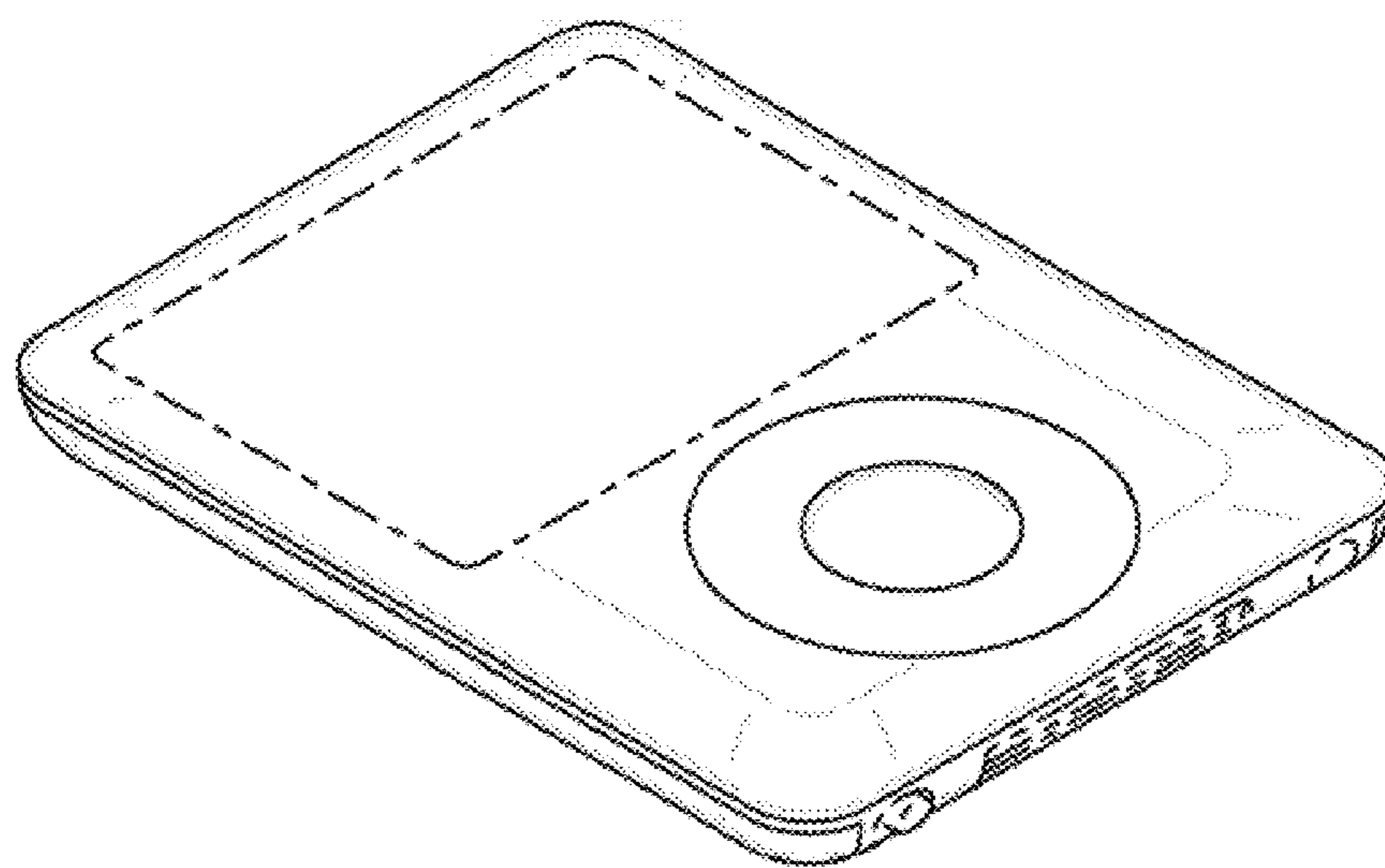


FIG. 1




FIG. 2

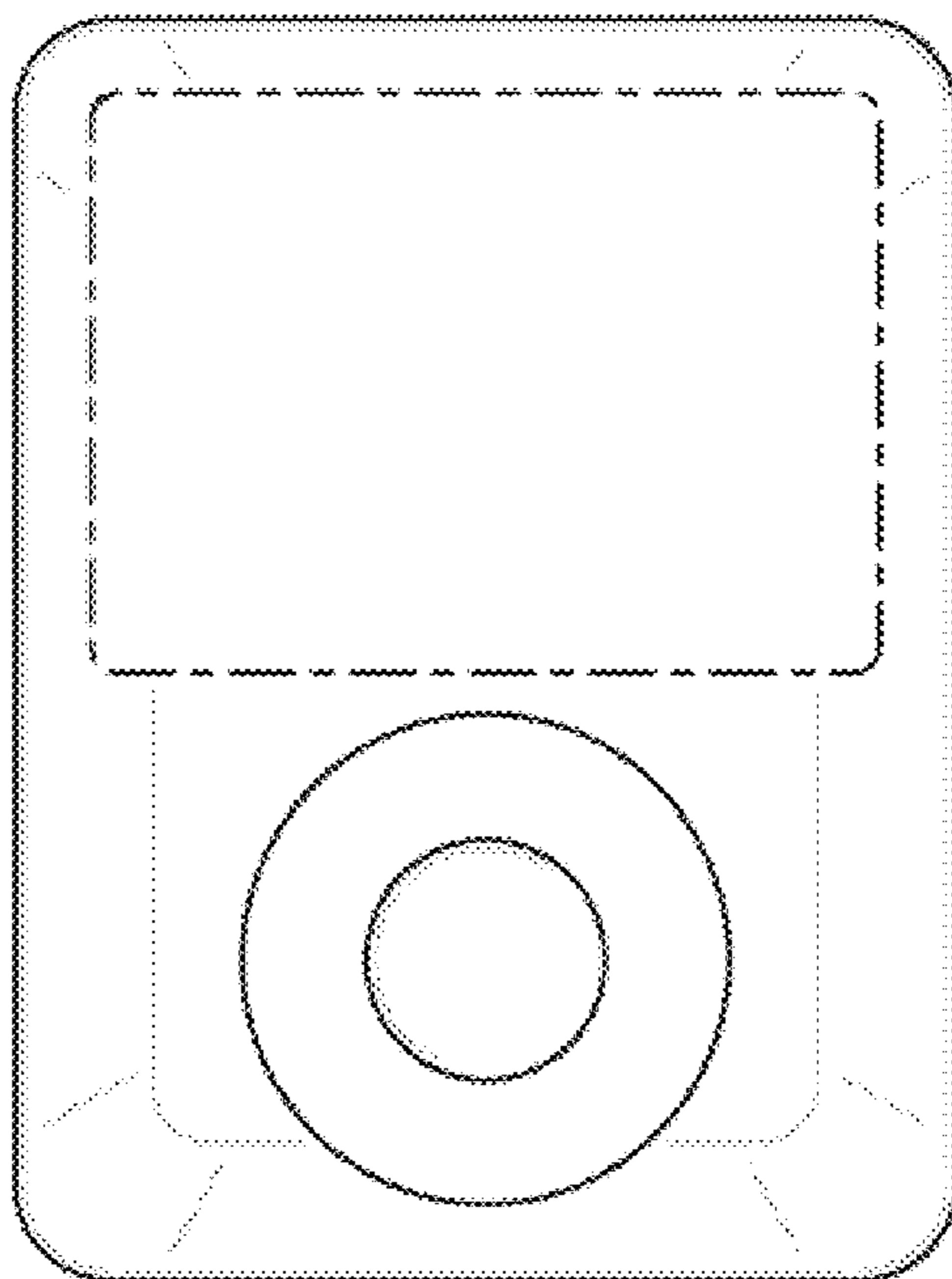


FIG. 3




FIG. 4




FIG. 5




FIG. 6




FIG. 7



FIG. 8

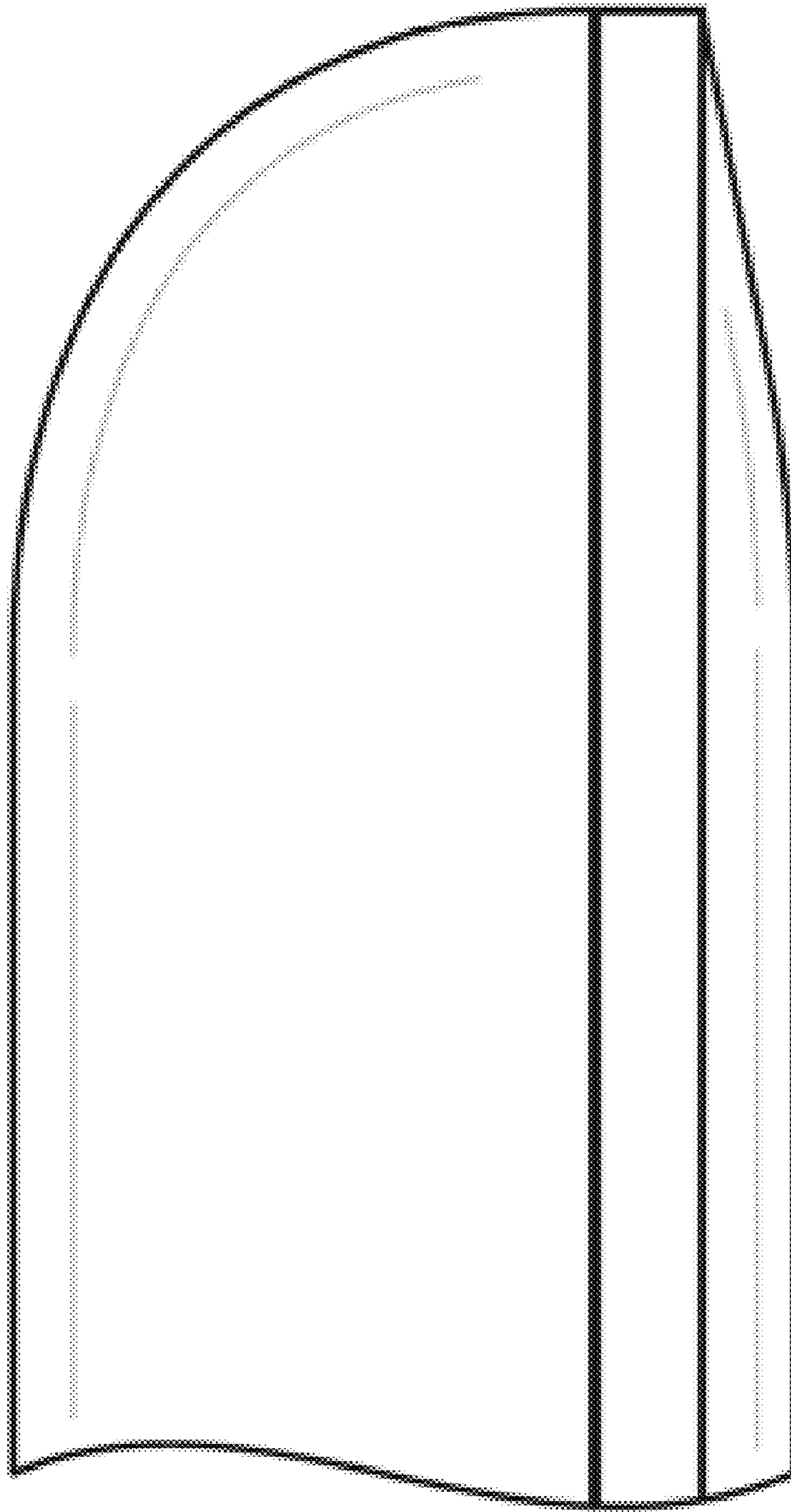


FIG. 9

UNITED STATES PATENT AND TRADEMARK OFFICE
CERTIFICATE OF CORRECTION

PATENT NO. : D605,627 S
APPLICATION NO. : 29/341322
DATED : December 8, 2009
INVENTOR(S) : Bartley K. Andre et al.

Page 1 of 4

It is certified that error appears in the above-identified patent and that said Letters Patent is hereby corrected as shown below:

The Title Page, showing an illustrative figure, should be deleted and substitute therefor the attached Title Page.

Substitute Figs. 1 and 3 for attached drawing sheets consisting of Figs. 1 and 3 as attached.

Signed and Sealed this
Twenty-eighth Day of February, 2012

A handwritten signature in black ink that reads "David J. Kappos". The signature is written in a cursive, slightly slanted style.

David J. Kappos
Director of the United States Patent and Trademark Office

(12) **United States Design Patent**
Andre et al.

(10) **Patent No.:** **US D605,627 S**
(45) **Date of Patent:** **** Dec. 8, 2009**

(54) **ELECTRONIC DEVICE**

(75) Inventors: **Bartley K. Andre**, Menlo Park, CA (US); **Daniel J. Coster**, San Francisco, CA (US); **Daniele De Iulius**, San Francisco, CA (US); **Richard P. Howarth**, San Francisco, CA (US); **Jonathan P. Ive**, San Francisco, CA (US); **Steve Jobs**, Palo Alto, CA (US); **Duncan Robert Kerr**, San Francisco, CA (US); **Shin Nishibori**, Portola Valley, CA (US); **Matthew Dean Rohrbach**, San Francisco, CA (US); **Peter Russell-Clarke**, San Francisco, CA (US); **Douglas B. Satzger**, Menlo Park, CA (US); **Calvin Q. Seid**, Palo Alto, CA (US); **Vincent Keane Seid**, legal representative, Los Gatos, CA (US); **Christopher J. Stringer**, Woodside, CA (US); **Eugene Antony Whang**, San Francisco, CA (US); **Rico Zorkendorfer**, San Francisco, CA (US)

(73) Assignee: **Apple Inc.**, Cupertino, CA (US)

(**) Term: **14 Years**

(21) Appl. No.: **29/341,322**

(22) Filed: **Aug. 4, 2009**

Related U.S. Application Data

(63) Continuation of application No. 29/284,190, filed on Aug. 31, 2007, now Pat. No. Des. 598,425.

(51) **LOC (9) Cl.** **14-03**

(52) **U.S. Cl.** **D14/203.7; D14/203.3; D14/496**

(58) **Field of Classification Search** **D14/496, D14/401, 435, 474, 483, 217, 137, 138, 160, D14/168, 356, 203.1-203.8, 507; 345/156, 345/169, 173-179, 905; 715/727-729, 864; 710/1, 5, 8; 713/1, 600; 455/1.1, 1.7, 73, 455/344-347, 93, 95, 3.01-3.06, 550.1, 573.1; 370/342-344; 369/1, 2, 6-12; 463/43-47; 273/148 B**

See application file for complete search history.

(56) **References Cited**

U.S. PATENT DOCUMENTS

D425,885 S 5/2000 Amron

(Continued)

FOREIGN PATENT DOCUMENTS

CN 3260632D 10/2002

(Continued)

OTHER PUBLICATIONS

"Microsoft Launches the Zune!", Engadget.com (on line) (c) 2006, retrieved on Mar. 28, 2008, URL: <http://www.engadget.com/2006/09/14/microsoft-launches-the-zune/>, 7 pages.

(Continued)

Primary Examiner—Prabhakar Deshmukh
(74) *Attorney, Agent, or Firm*—Sterne, Kessler, Goldstein & Fox P.L.L.C.

(57) **CLAIM**

The ornamental design for an electronic device, as shown and described.

DESCRIPTION

FIG. 1 is a front perspective view of an electronic device showing our new design;

FIG. 2 is a rear perspective thereof;

FIG. 3 is a front view thereof;

FIG. 4 is a rear view thereof;

FIG. 5 is a left side view thereof;

FIG. 6 is right side view thereof;

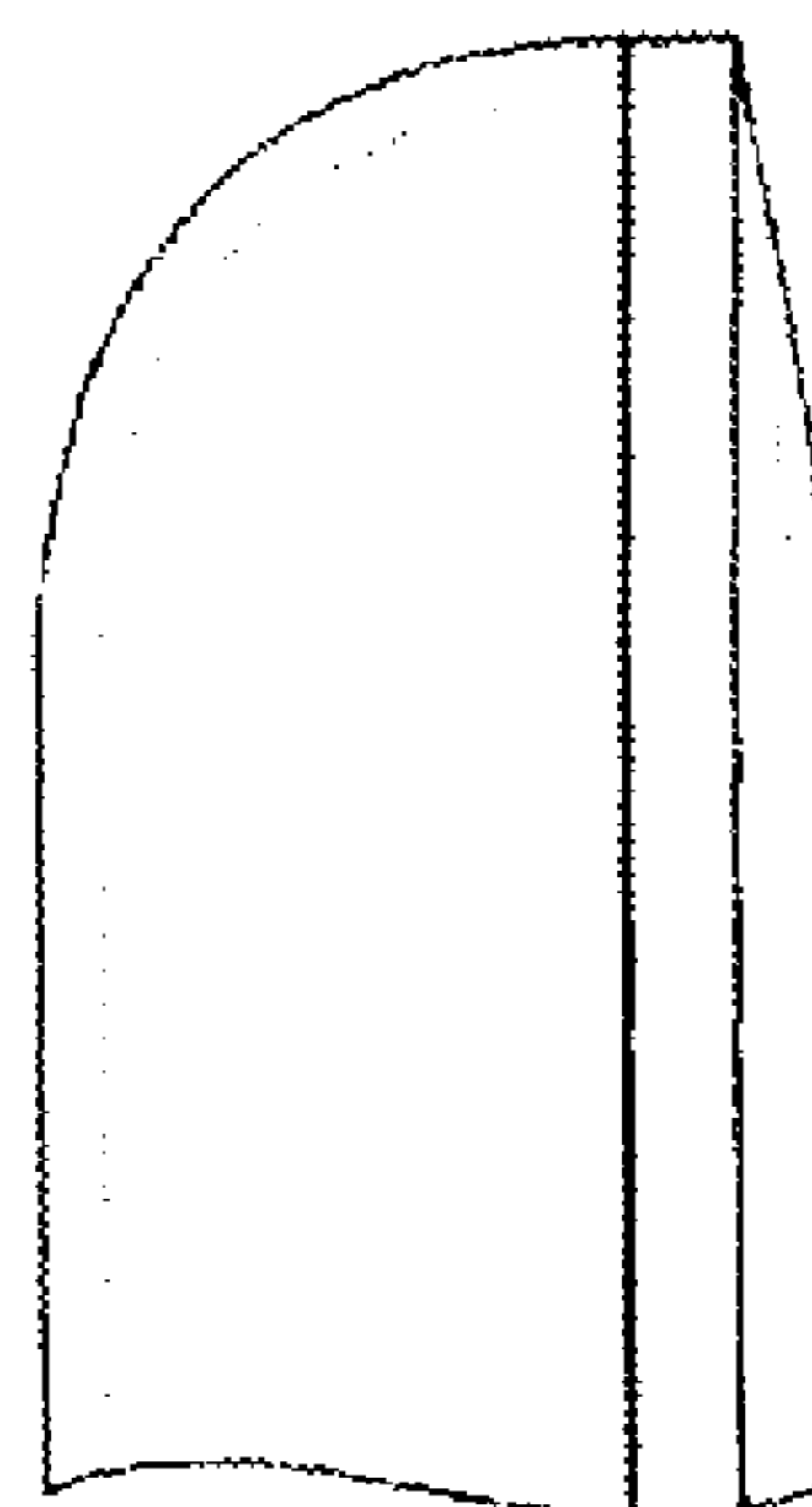
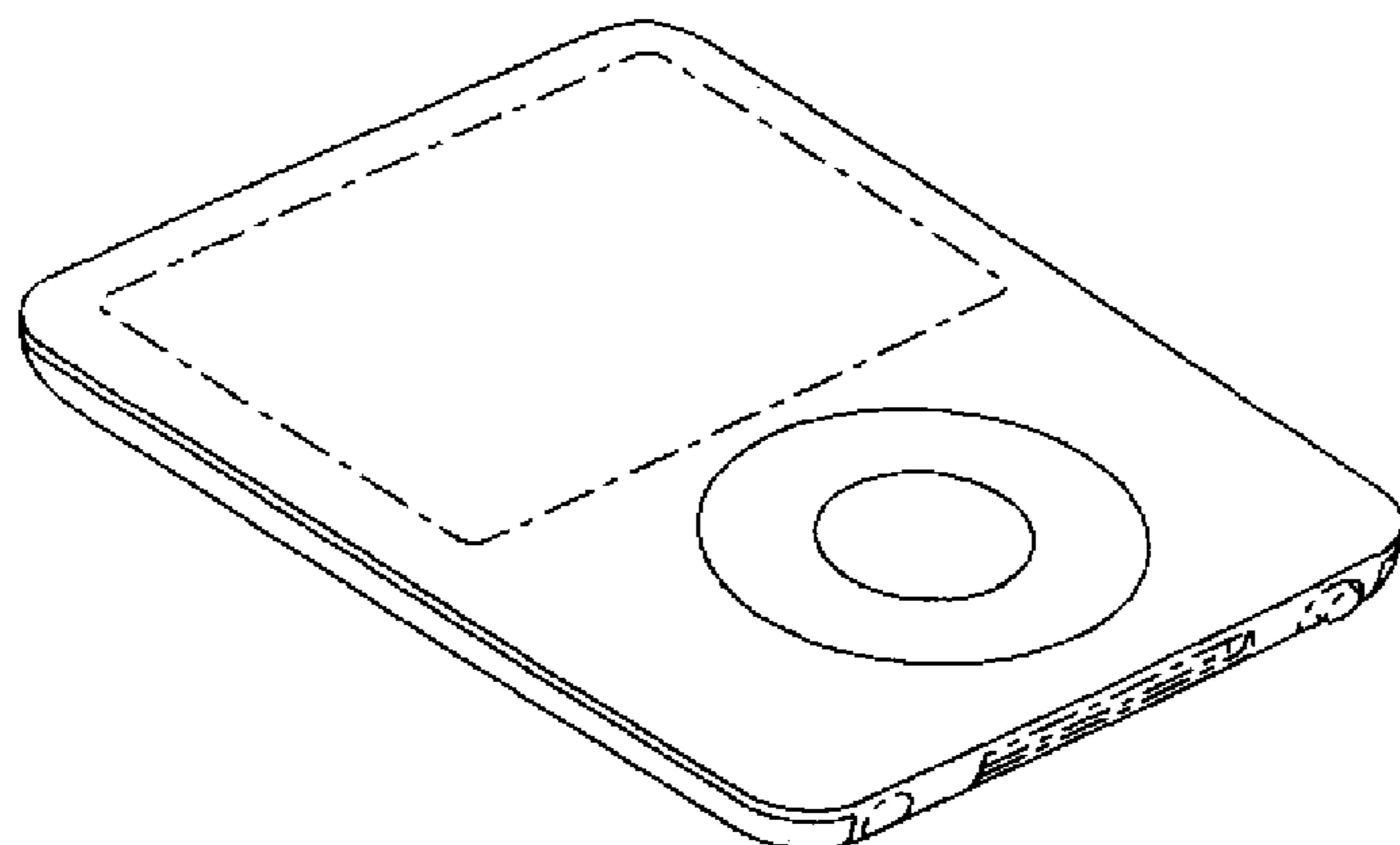
FIG. 7 is a top plan view thereof;

FIG. 8 is a bottom plan view thereof; and,

FIG. 9 is an enlarged elevational view of a representative corner of the electronic device.

The broken line showing of portions of the electronic device are for the purpose of illustrating environmental structure and form no part of the claimed design.

1 Claim, 5 Drawing Sheets



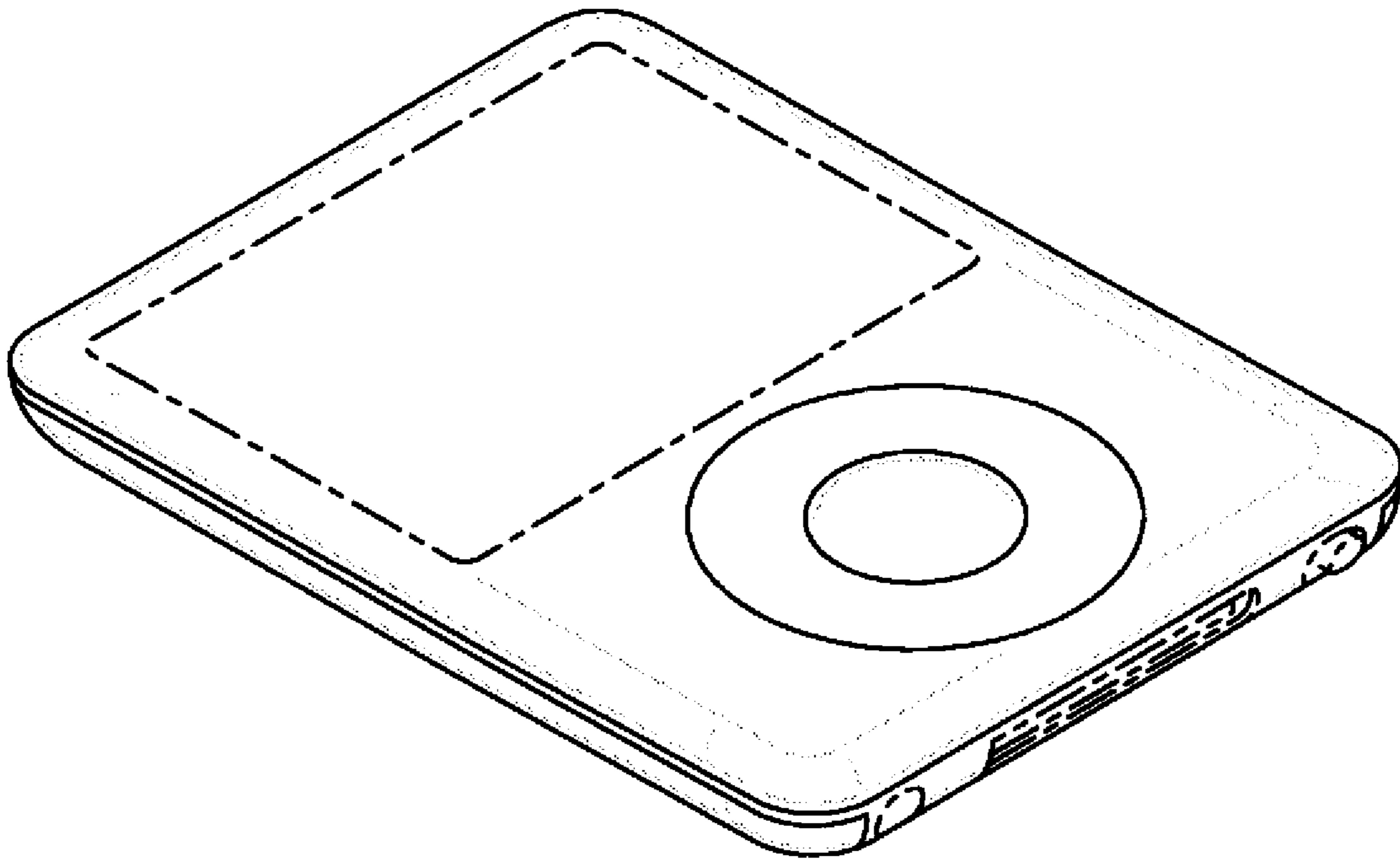


FIG. 1

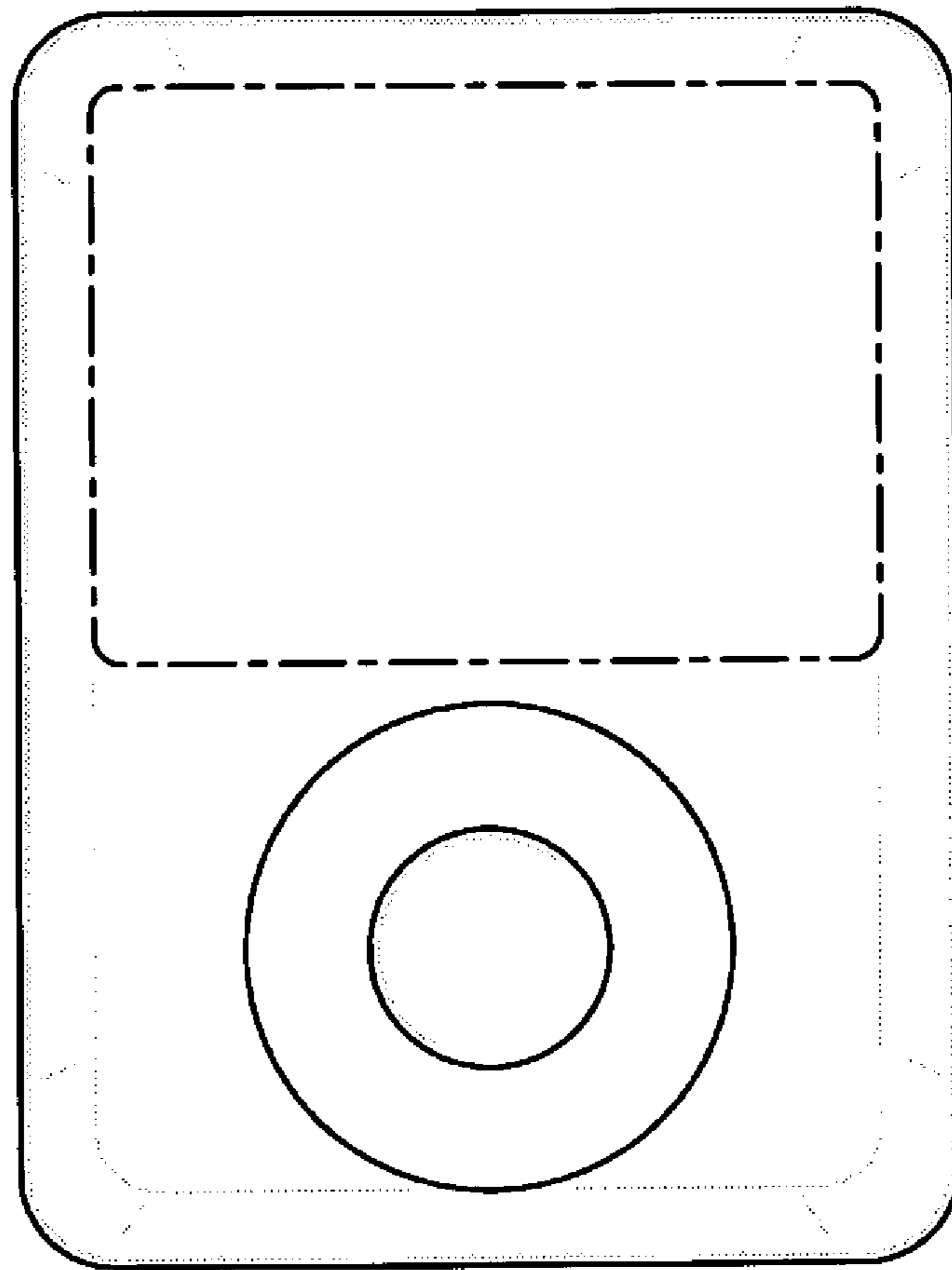


FIG. 3