

US00D605607S

(12) **United States Design Patent**
Watanabe

(10) **Patent No.:** **US D605,607 S**
(45) **Date of Patent:** **** Dec. 8, 2009**

(54) **ILLUMINATED SWITCH**

(75) Inventor: **Shinsuke Watanabe**, Fujiyoshida (JP)

(73) Assignee: **Citizen Electronics Co., Ltd.**,
Yamanashi (JP)

(**) Term: **14 Years**

(21) Appl. No.: **29/318,068**

(22) Filed: **May 13, 2008**

(30) **Foreign Application Priority Data**

Nov. 13, 2007 (JP) 2007-031340

(51) **LOC (9) Cl.** **13-03**

(52) **U.S. Cl.** **D13/173**

(58) **Field of Classification Search** D13/158,
D13/173, 174, 175, 184, 199; 200/5 A, 5 R,
200/406, 512, 513, 534, 535, 239, 275, 284,
200/292, 302.2; D8/354

See application file for complete search history.

(56) **References Cited**

U.S. PATENT DOCUMENTS

4,318,958 A * 3/1982 Piatt 428/332
4,811,175 A * 3/1989 DeSmet 362/95
5,120,912 A * 6/1992 Sharp 200/16 R
5,705,833 A * 1/1998 Noguchi et al. 257/81
D515,043 S * 2/2006 Ishizaka et al. D13/180
D591,248 S * 4/2009 Imai et al. D13/180
D592,615 S * 5/2009 Imai et al. D13/180
D595,242 S * 6/2009 Li D13/175

2006/0049028 A1* 3/2006 Lu 200/292
2009/0095881 A1* 4/2009 Funakubo et al. 250/205

FOREIGN PATENT DOCUMENTS

JP 2004235104 A * 8/2004

* cited by examiner

Primary Examiner—Stella M Reid

Assistant Examiner—Thomas J Johannes

(74) *Attorney, Agent, or Firm*—Browdy and Neimark
P.L.L.C.

(57) **CLAIM**

The ornamental design for an illuminated switch, as shown
and described.

DESCRIPTION

FIG. 1 is a perspective view of an illuminated switch in
accordance with the present design, as viewed from above;
FIG. 2 is a perspective view thereof as viewed from below;
FIG. 3 is a front plan view thereof;
FIG. 4 is a rear plan view thereof;
FIG. 5 is a right side view thereof;
FIG. 6 is a left side view thereof;
FIG. 7 is a top plan view thereof; and,
FIG. 8 is a bottom plan view thereof.

This illuminated switch may be used in electronic devices
such as digital cameras, mobile phones and audio products
and also used in home electronic appliances and automobiles.

1 Claim, 3 Drawing Sheets

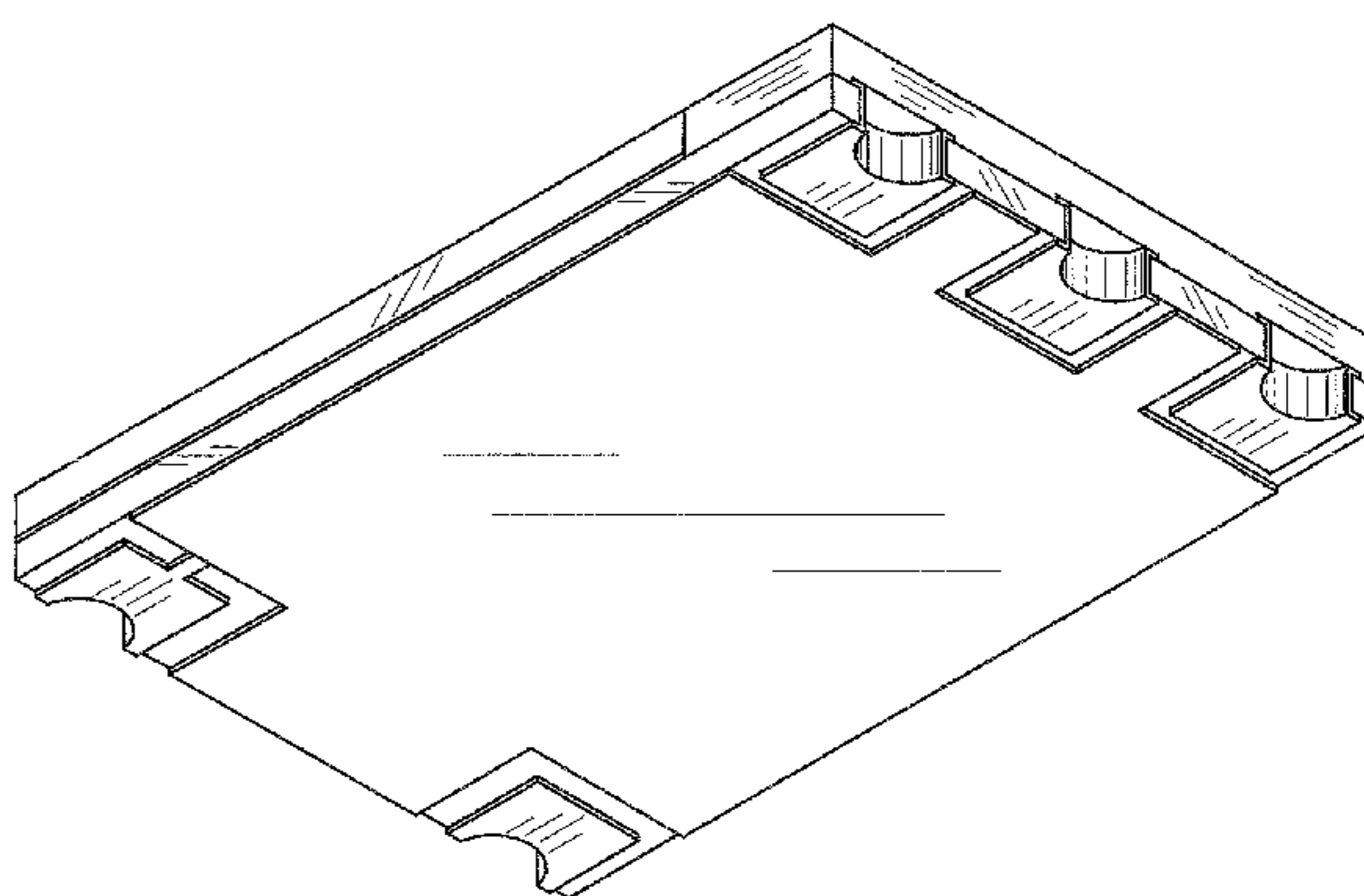
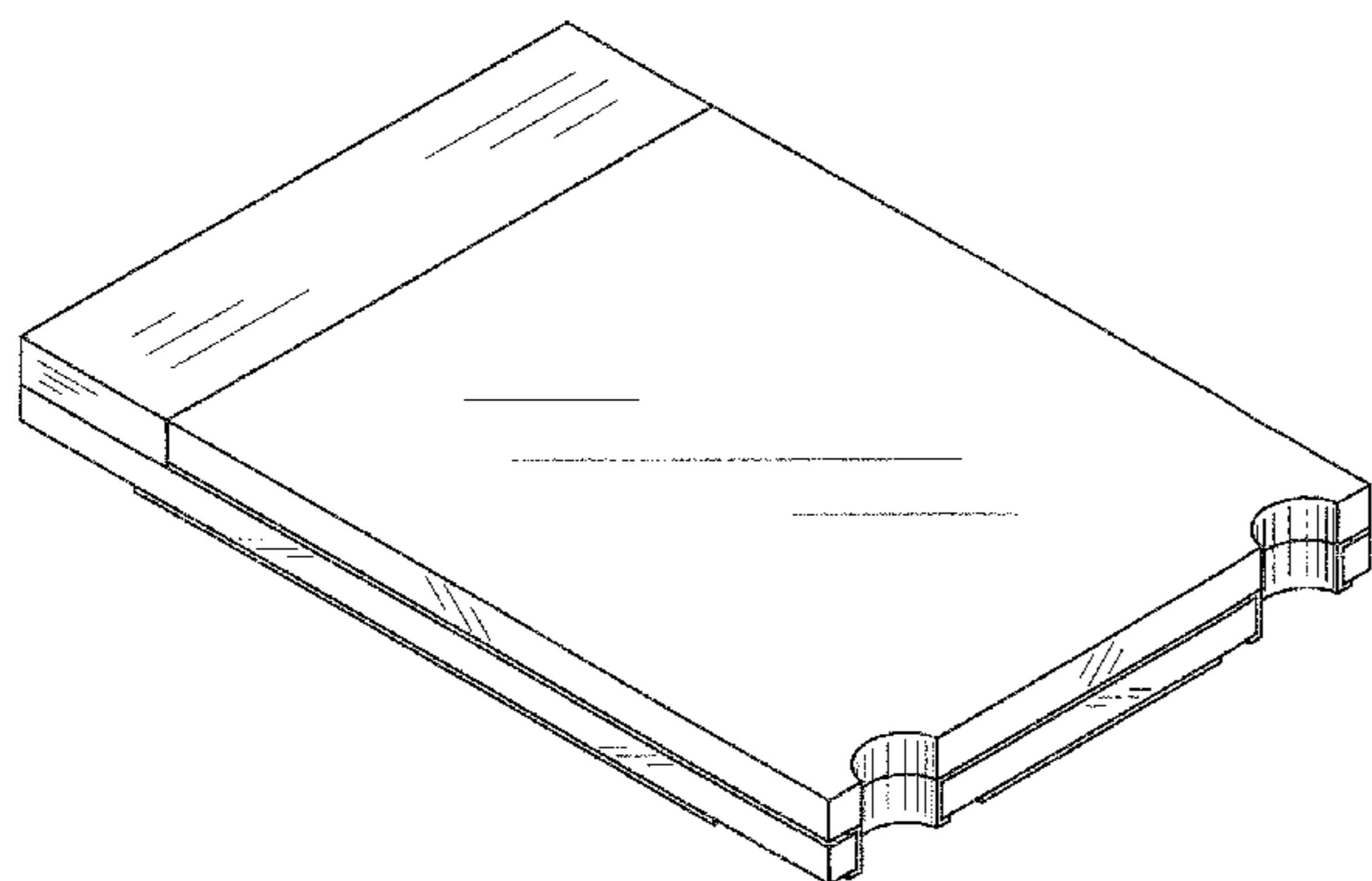


Fig. 1

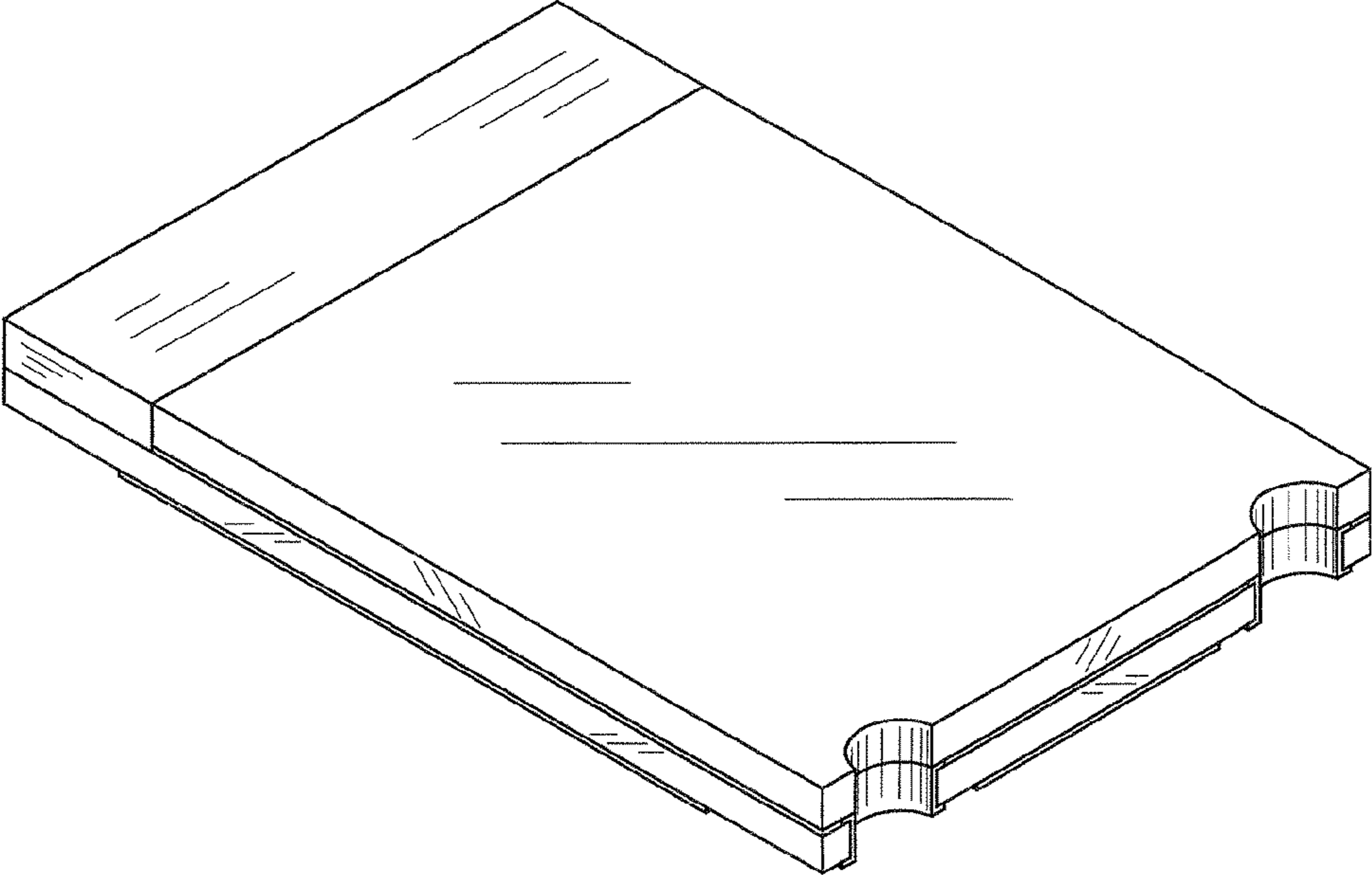


Fig. 2

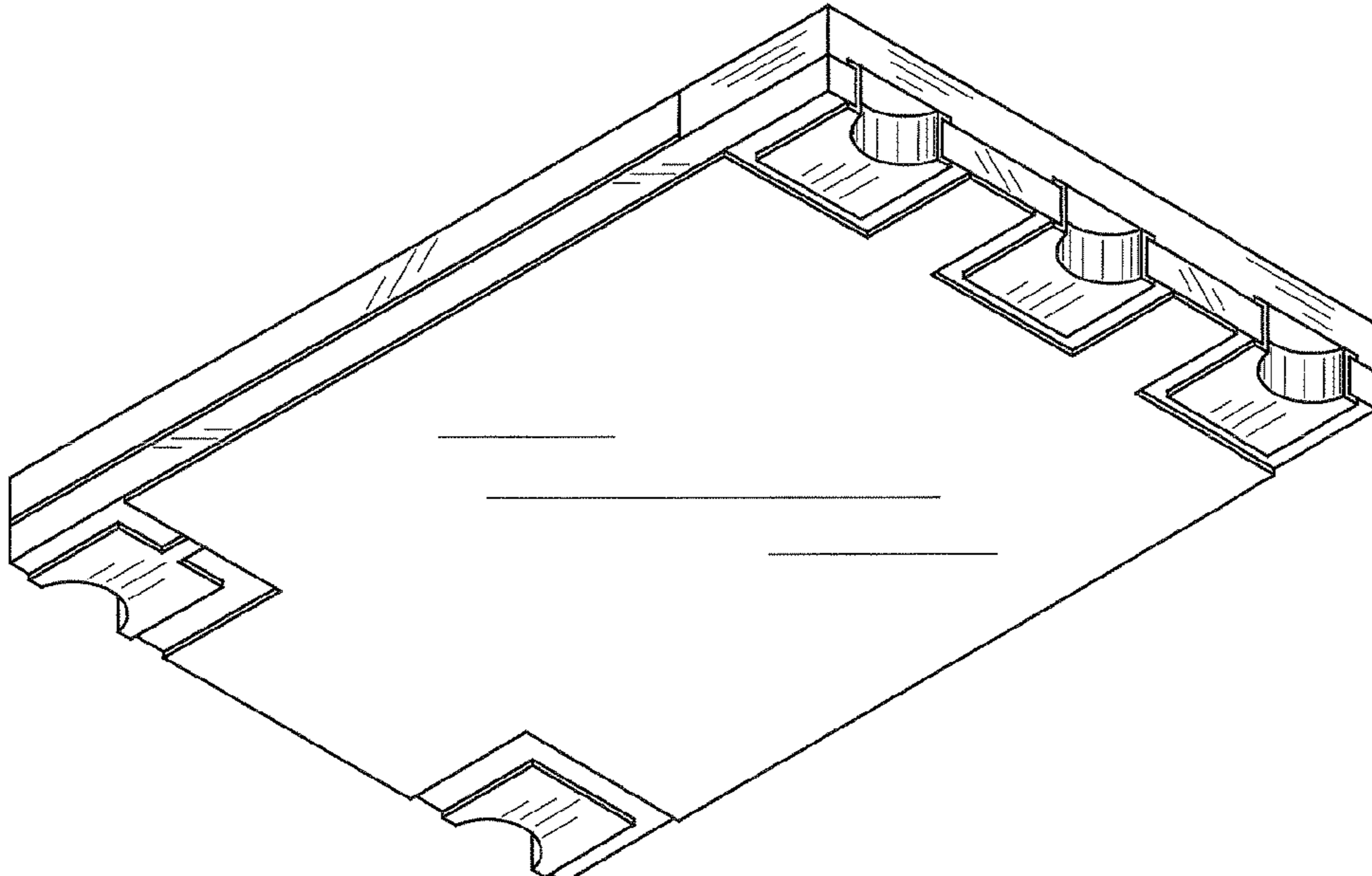


Fig. 3




Fig. 4




Fig. 5




Fig. 6



Fig. 7




Fig. 8

