



US00D605579S

(12) **United States Design Patent**
Lee et al.

(10) **Patent No.:** **US D605,579 S**

(45) **Date of Patent:** **** *Dec. 8, 2009**

(54) **TIRE FOR A CAR**

(75) Inventors: **Chang Ho Lee**, Gwangju (KR); **Ha Na Lee**, Kwangju (KR); **Won-Shik Choo**, Gwangju (KR)

(73) Assignee: **Kumho Tire Co., Inc.**, Gwangju (KR)

(*) Notice: This patent is subject to a terminal disclaimer.

(**) Term: **14 Years**

(21) Appl. No.: **29/216,088**

(22) Filed: **Oct. 29, 2004**

(30) **Foreign Application Priority Data**

Jun. 29, 2004 (KR) 30-2004-0019508

(51) **LOC (9) Cl.** **12-15**

(52) **U.S. Cl.** **D12/544**

(58) **Field of Classification Search** D12/541, D12/544, 547, 548, 549, 550, 552, 553, 554, D12/555, 556, 558, 559, 560, 561, 563, 564, D12/565, 566, 567, 576, 579, 586, 588, 589, D12/590, 591, 602, 603, 604, 605; 152/209.01, 152/209.08, 209.09, 209.18, 209.25, 209.28
See application file for complete search history.

(56) **References Cited**

U.S. PATENT DOCUMENTS

5,048,583 A * 9/1991 Goto et al. 152/209.17

D335,111 S * 4/1993 Lurois D12/564

D340,687 S * 10/1993 Maxwell et al. D12/558

5,454,411 A * 10/1995 Weyrich et al. 152/209.18

D412,305 S * 7/1999 Harden et al. D12/601

D441,696 S * 5/2001 Fierro et al. D12/563

D450,269 S * 11/2001 Oliver D12/579

D451,861 S * 12/2001 Graas D12/567

* cited by examiner

Primary Examiner—Robert M Spear

Assistant Examiner—Barbara B Lohr

(74) *Attorney, Agent, or Firm*—Baker & Hostetler LLP

(57) **CLAIM**

The ornamental design for a tire for a car, as shown and described.

DESCRIPTION

FIG. 1 is a perspective view of the tire for a car, particularly showing the inventive design thereof;

FIG. 2 is a front view thereof;

FIG. 3 is a rear view thereof;

FIG. 4 is a left side view thereof;

FIG. 5 is a right side view thereof;

FIG. 6 is a top view thereof;

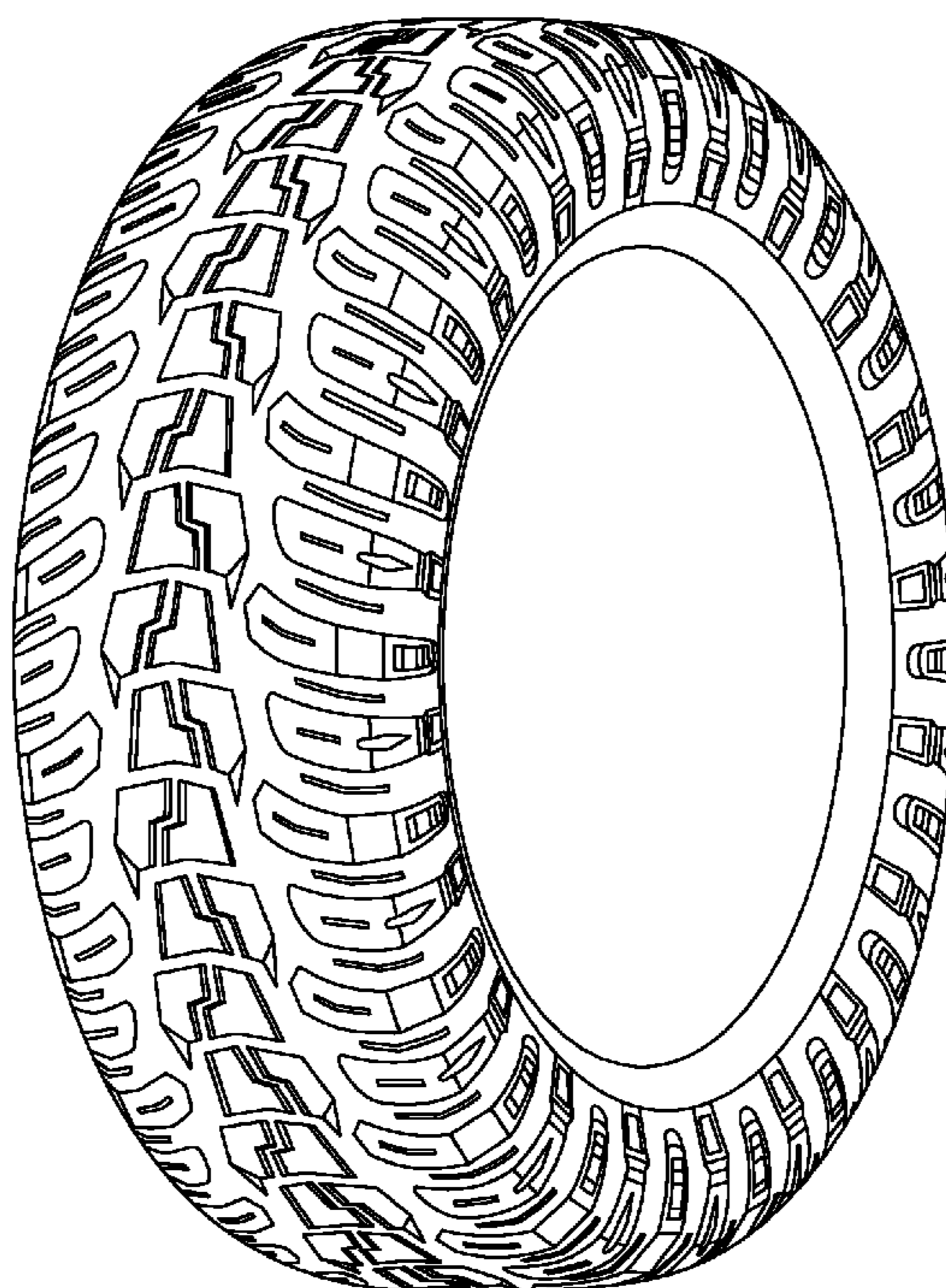
FIG. 7 is a bottom view thereof;

FIG. 8 is an enlarged partial view thereof; and,

FIG. 9 is a fragmentary sectional view taken along the line depicted in FIG. 8.

In the drawings, FIGS. 1–8 schematically depict the tread, and for clarity, FIG. 9 depicts the depth of the tread grooves.

1 Claim, 8 Drawing Sheets



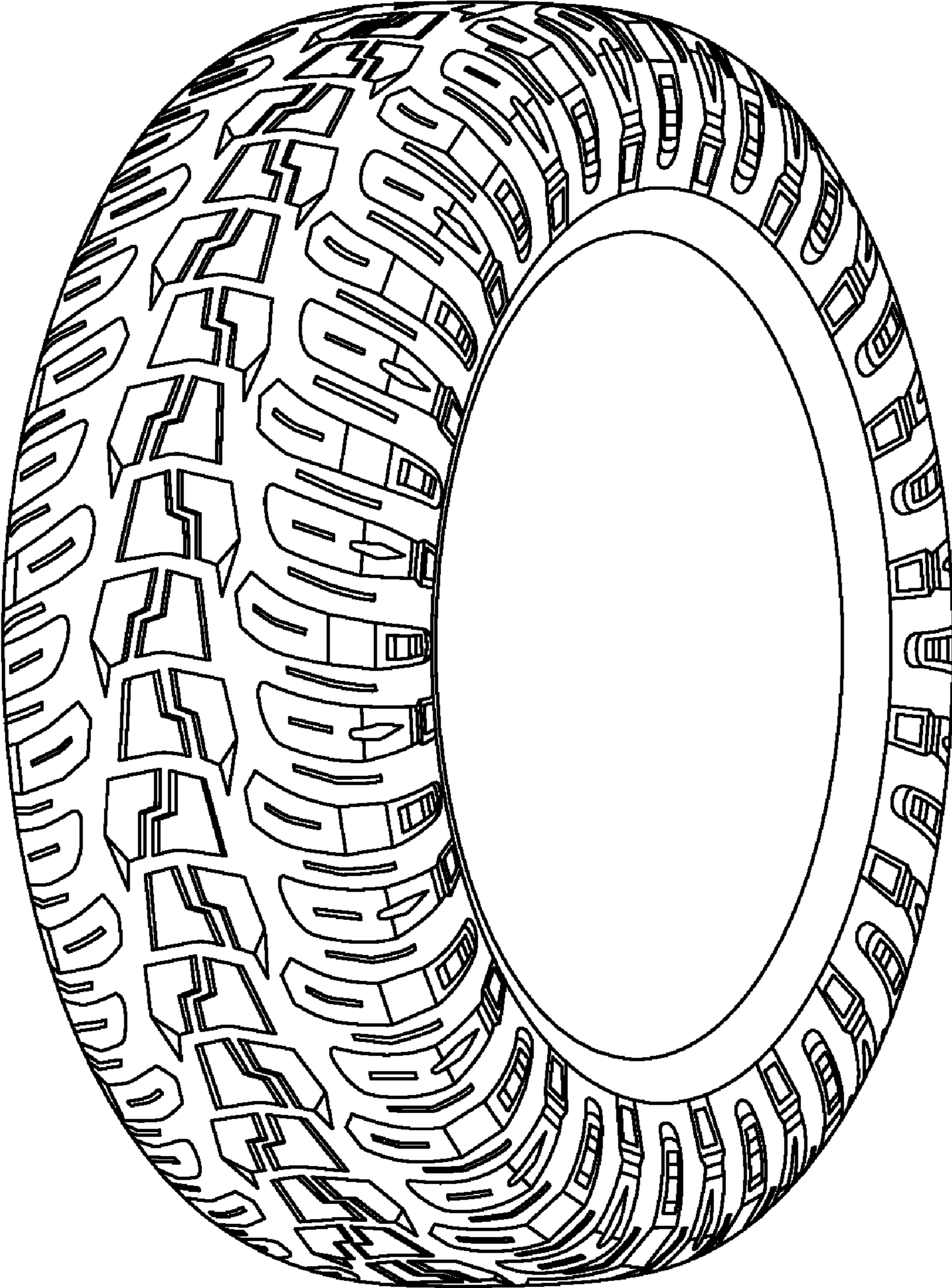


FIG. 1




FIG. 2




FIG. 3

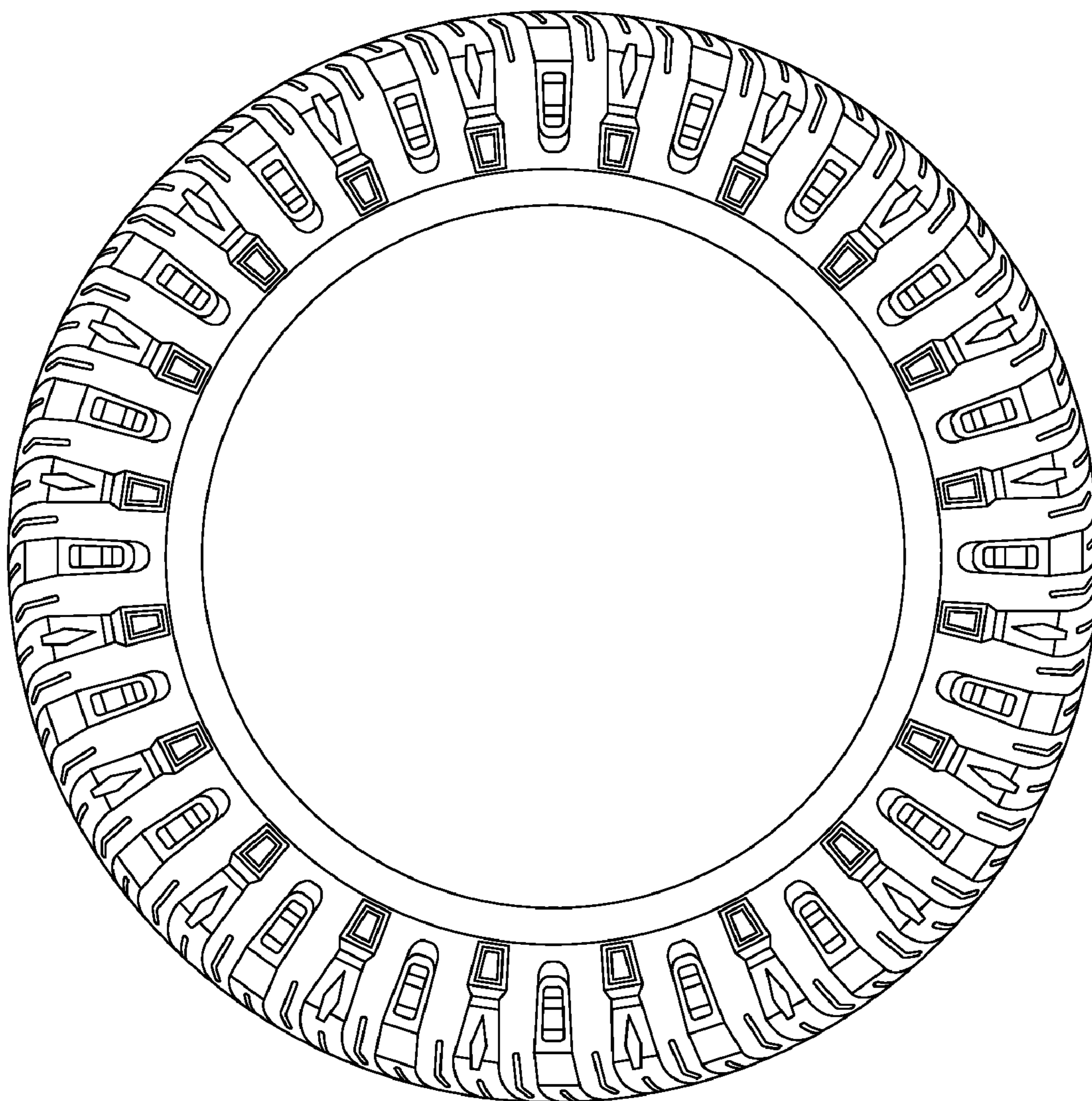


FIG. 4

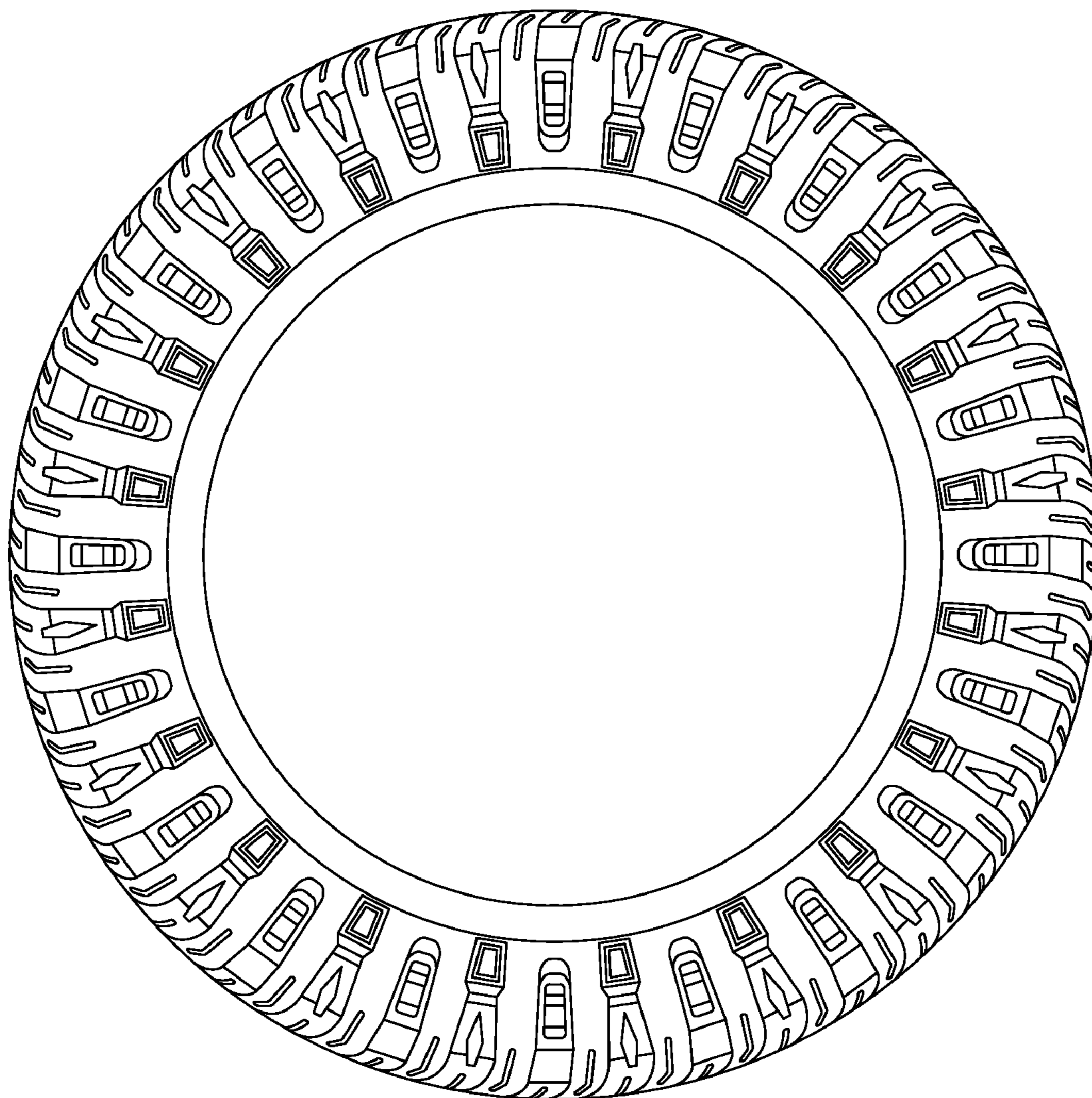


FIG. 5




FIG. 6




FIG. 7

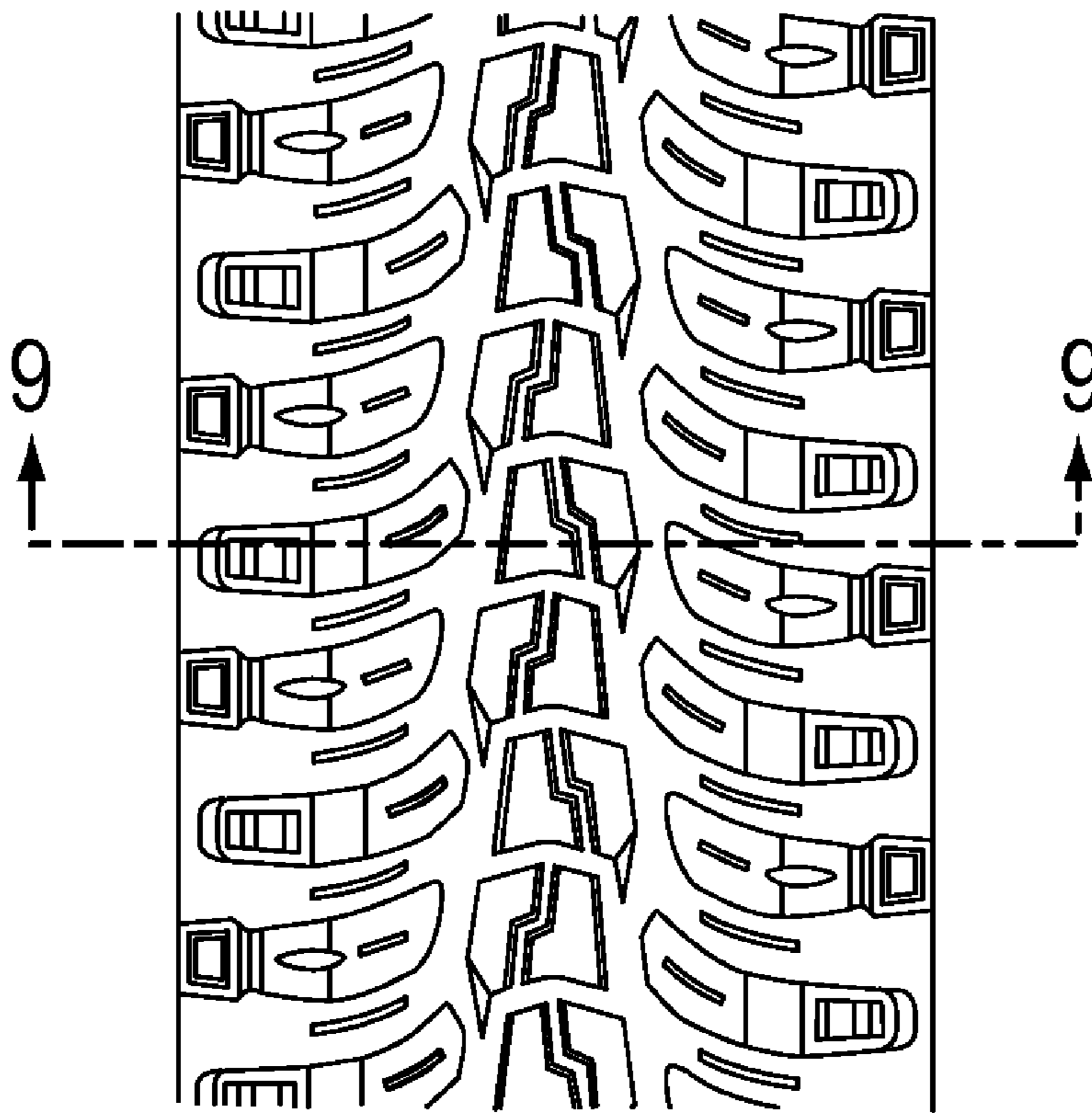


FIG. 8

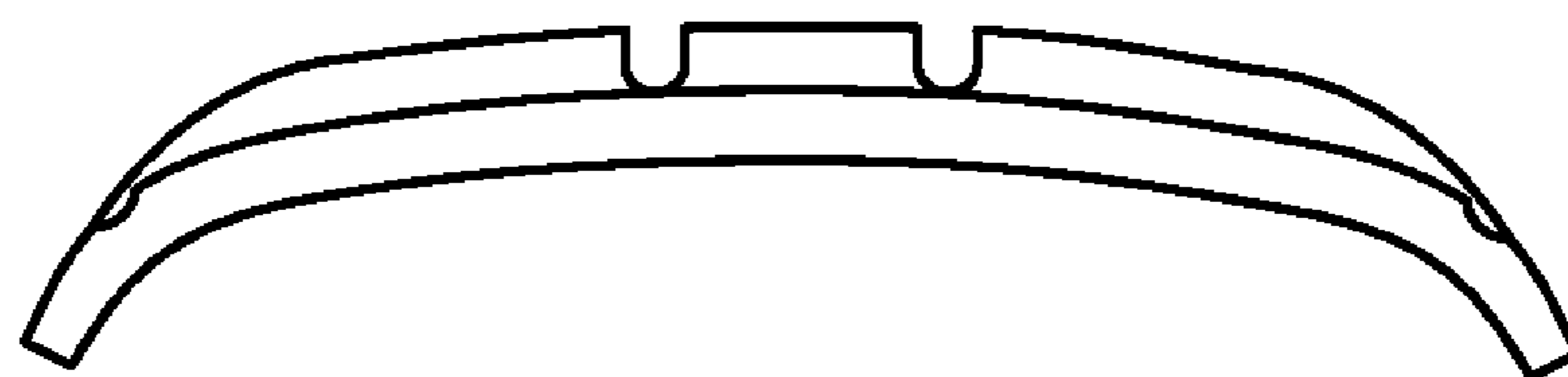


FIG. 9