



US00D605567S

(12) **United States Design Patent**
Bauer et al.

(10) **Patent No.:** **US D605,567 S**

(45) **Date of Patent:** **** Dec. 8, 2009**

(54) **FRONT BUMPER FOR A VEHICLE**

(75) Inventors: **Karlheinz Bauer**, Esslingen (DE);
Mark Fetherston, Stuttgart (DE);
Hans-Dieter Futschik, Gechingen (DE);
Holger Hutzenlaub, Boeblingen (DE);
Steffen Koehl, Stuttgart (DE); **Frank Pfisterer**, Weil der Stadt (DE); **Marco Schulz**, Holzgerlingen (DE)

(73) Assignee: **Daimler AG**, Stuttgart (DE)

(**) Term: **14 Years**

(21) Appl. No.: **29/309,071**

(22) Filed: **Jun. 18, 2008**

(30) **Foreign Application Priority Data**

Dec. 19, 2007 (EM) 000846621-0004

(51) **LOC (9) Cl.** **12-16**

(52) **U.S. Cl.** **D12/169**

(58) **Field of Classification Search** D12/169,
D12/196, 171, 216, 163, 86, 90-92; 293/102,
293/113, 115, 117, 120; 296/180.1, 180.2
See application file for complete search history.

(56) **References Cited**

U.S. PATENT DOCUMENTS

D587,637 S * 3/2009 Pfeiffer D12/164
D588,499 S * 3/2009 Pfeiffer D12/92
D596,078 S * 7/2009 Pfeiffer et al. D12/92
D599,704 S * 9/2009 Frenzel et al. D12/91
D599,708 S * 9/2009 Li et al. D12/92

D600,172 S * 9/2009 Frenzel et al. D12/164

* cited by examiner

Primary Examiner—Melody N Brown

(74) *Attorney, Agent, or Firm*—Crowell & Moring LLP

(57) **CLAIM**

The ornamental design for a front bumper for a vehicle, as shown and described.

DESCRIPTION

This application is related to the following co-pending applications:

Application Ser. No. 29/309,077, entitled Vehicle, Toy, or Likeness Thereof;

Application Ser. No. 29/309,078, entitled Front Portion of a Vehicle, Toy, or Likeness Thereof;

Application Ser. No. 29/309,070, entitled Radiator Grill for a Vehicle; and

Application Ser. No. 29/309,074, entitled Vehicle, Toy, or Likeness Thereof.

FIG. 1 is a left, front perspective view of a front bumper for a vehicle according to our novel design, the right, front perspective view being mirror symmetrical;

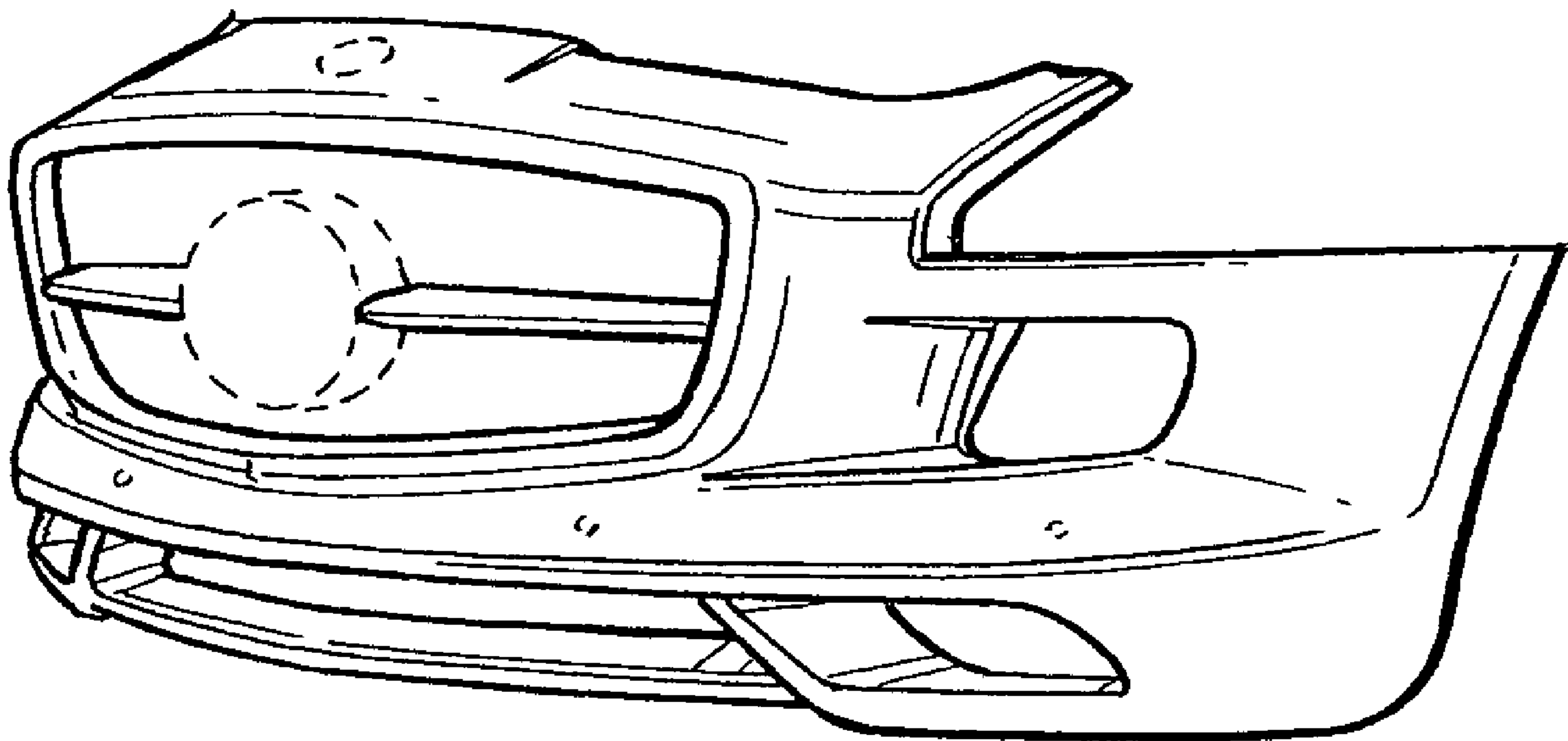
FIG. 2 is a front view thereof;

FIG. 3 is a top view thereof; and,

FIG. 4 is a left side view thereof, the right side view being mirror symmetrical.

The broken lines are for illustrative purposes only and form no part of the claimed design.

1 Claim, 2 Drawing Sheets



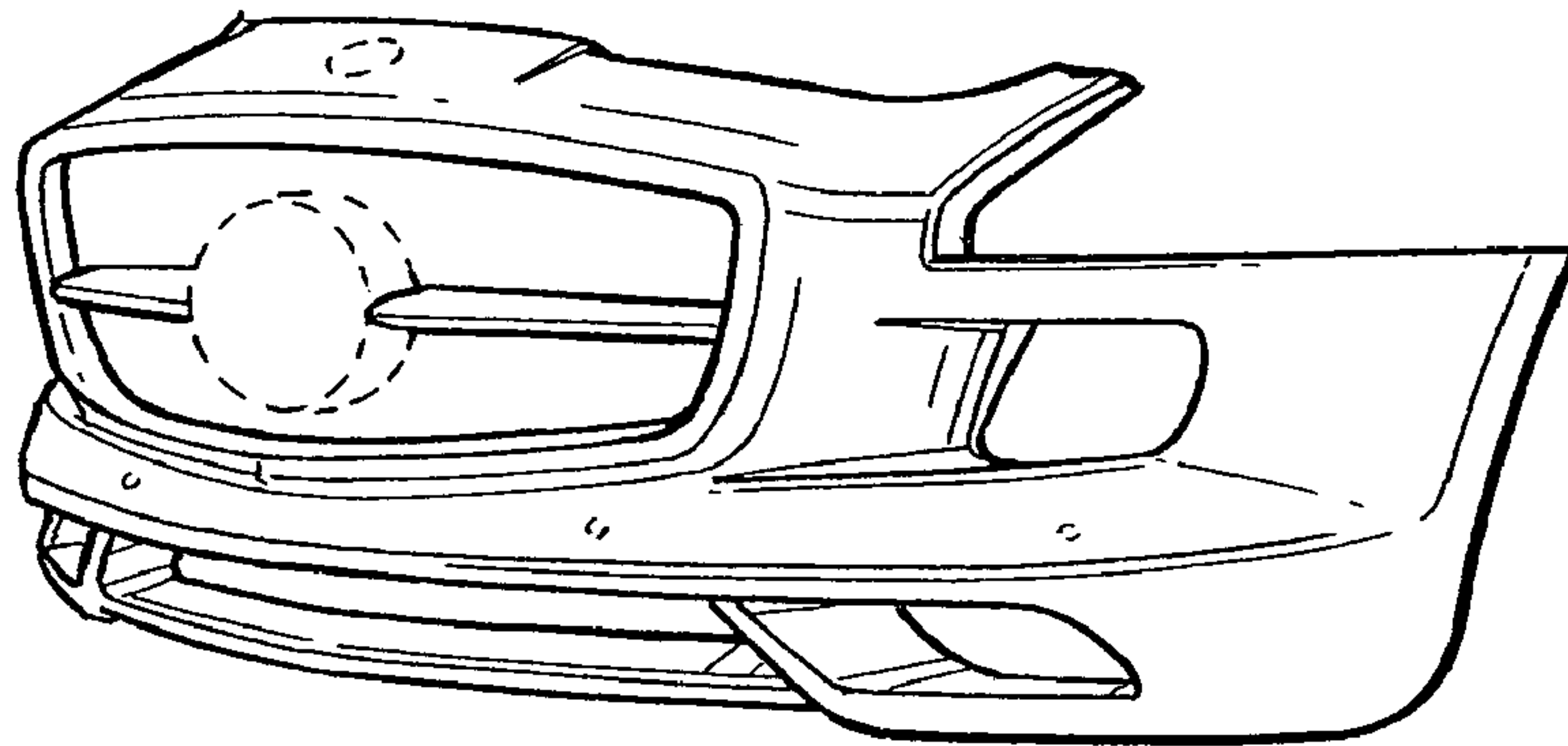


FIG. 1




FIG. 2




FIG. 3

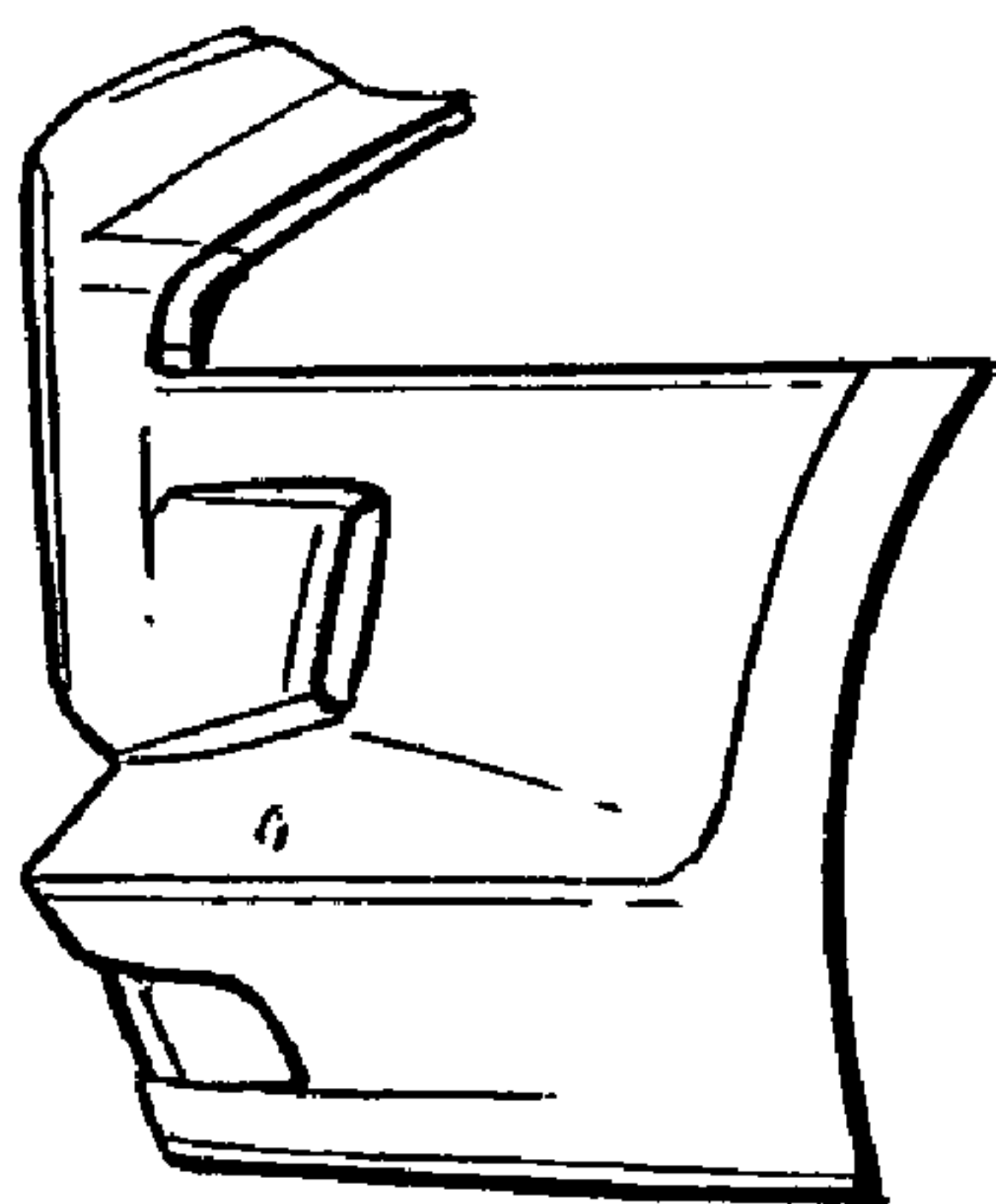


FIG. 4