



US00D605560S

(12) **United States Design Patent**
Kulla

(10) **Patent No.:** **US D605,560 S**
(45) **Date of Patent:** **** Dec. 8, 2009**

(54) **AUTOMOBILE**

(75) Inventor: **Matthias Kulla**, Leonberg (DE)

(73) Assignee: **Dr. Ing. h.c. F. Porsche**
Aktiengesellschaft, Weissach (DE)

(**) Term: **14 Years**

(21) Appl. No.: **29/299,389**

(22) Filed: **Dec. 26, 2007**

(30) **Foreign Application Priority Data**

Jun. 26, 2007 (DE) 4 07 03 357

(51) **LOC (9) Cl.** **12-08**

(52) **U.S. Cl.** **D12/92**

(58) **Field of Classification Search** D12/86,
D12/90-92; D21/424, 433; 296/181.1, 181.5
See application file for complete search history.

(56) **References Cited**

U.S. PATENT DOCUMENTS

D526,599 S * 8/2006 Moruzzi D12/92
D547,240 S * 7/2007 Kulla D12/92
D547,698 S * 7/2007 Kulla D12/92

D549,614 S * 8/2007 Kulla et al. D12/92
D589,403 S * 3/2009 Saracoglu D12/92
D590,300 S * 4/2009 Saracoglu D12/92
D590,301 S * 4/2009 Saracoglu D12/92
D592,553 S * 5/2009 Larson et al. D12/92
D592,554 S * 5/2009 Larson et al. D12/92

* cited by examiner

Primary Examiner—Melody N Brown

(57) **CLAIM**

The ornamental design for an automobile, as shown and described.

DESCRIPTION

FIG. 1 is a front view of the automobile showing my new design;

FIG. 2 is a rear view thereof;

FIG. 3 is a left-side view thereof;


FIG. 4 is a right-side view thereof;

FIG. 5 is a top, plan view thereof;

FIG. 6 is a front and side perspective view thereof; and,

FIG. 7 is a rear and side perspective view thereof.

1 Claim, 4 Drawing Sheets






FIG. 1




FIG. 2




FIG. 3




FIG. 4




FIG. 5




FIG. 6




FIG. 7