



US00D605552S

(12) **United States Design Patent**
van der Lande

(10) **Patent No.:** **US D605,552 S**

(45) **Date of Patent:** **** Dec. 8, 2009**

(54) **MINIATURE SOLAR DISCO BALL**

(75) Inventor: **Jan van der Lande**, New York, NY (US)

(73) Assignee: **Kikkerland Design, Inc.**, New York, NY (US)

(**) Term: **14 Years**

(21) Appl. No.: **29/294,390**

(22) Filed: **Jan. 9, 2008**

(51) **LOC (9) Cl.** **11-02**

(52) **U.S. Cl.** **D11/141**

(58) **Field of Classification Search** D11/131-142,
D11/157-164; D26/37-50; 362/157, 158,
362/171-174, 183-208; 428/9, 11-16
See application file for complete search history.

(56) **References Cited**

U.S. PATENT DOCUMENTS

D428,185 S *	7/2000	Lau	D26/110
D449,960 S *	11/2001	Durbin et al.	D7/400
D500,161 S *	12/2004	Bucher et al.	D26/71
D505,509 S *	5/2005	Chen	D26/67
D506,017 S *	6/2005	Chen	D26/40

D519,729 S *	5/2006	Gotlieb	D3/211
D574,292 S *	8/2008	Jost	D11/131
D577,486 S *	9/2008	Kudarauskas	D3/211
D585,151 S *	1/2009	Izardel	D26/60

* cited by examiner

Primary Examiner—Holly H Baynham

Assistant Examiner—Michelle E Wilson

(74) *Attorney, Agent, or Firm*—Cascio Schmoyer & Zervas

(57) **CLAIM**

The ornamental design for a miniature solar disco ball, as shown and described.

DESCRIPTION

FIG. 1 is a front elevational view of the miniature solar disco ball showing my design;

FIG. 2 is a rear elevational view thereof;

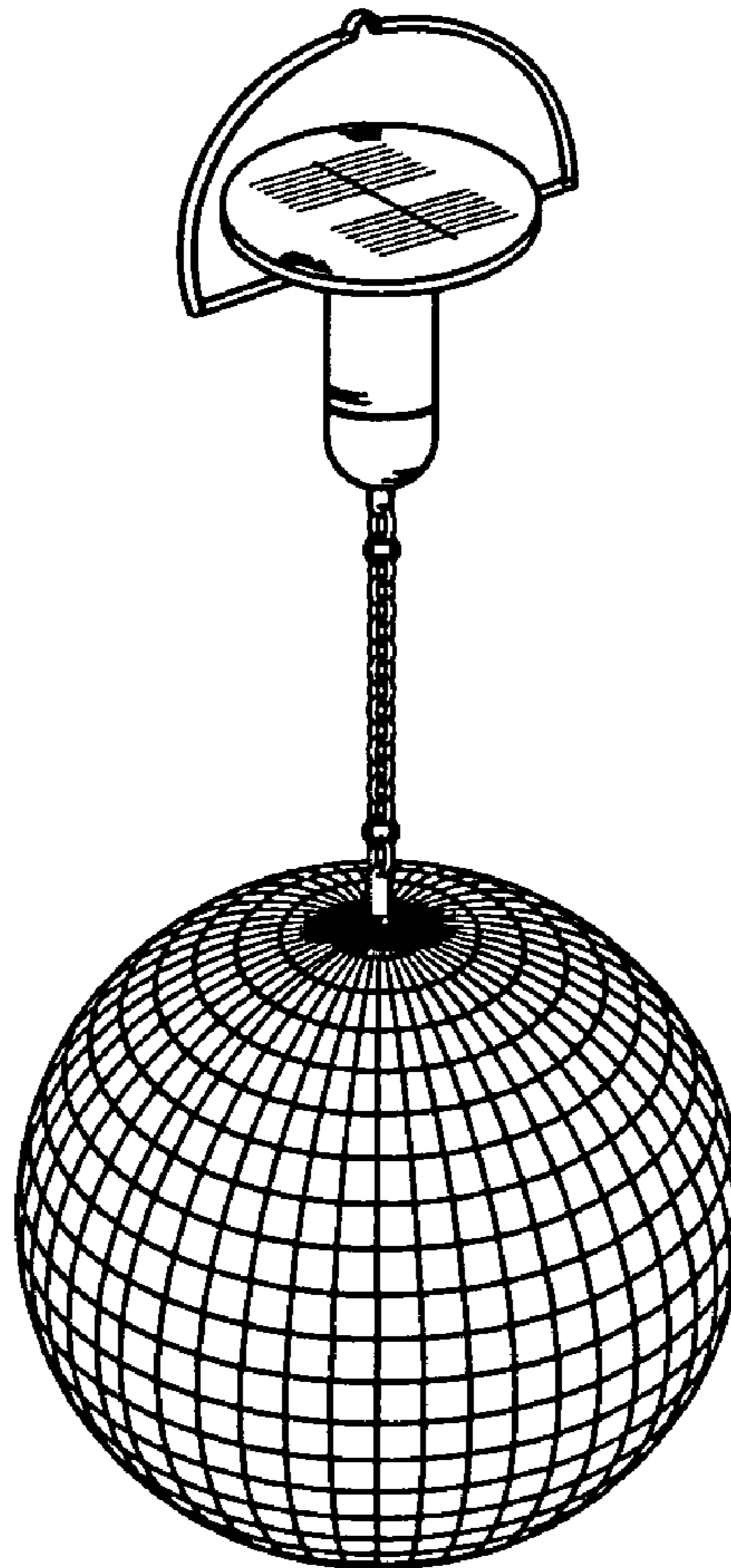
FIG. 3 is a top plan view thereof;

FIG. 4 is a bottom plan view thereof;

FIG. 5 is a front perspective view thereof; and,

FIG. 6 is a left sided elevational view thereof, the side opposite being a mirror image.

1 Claim, 2 Drawing Sheets






FIG. 1




FIG. 2

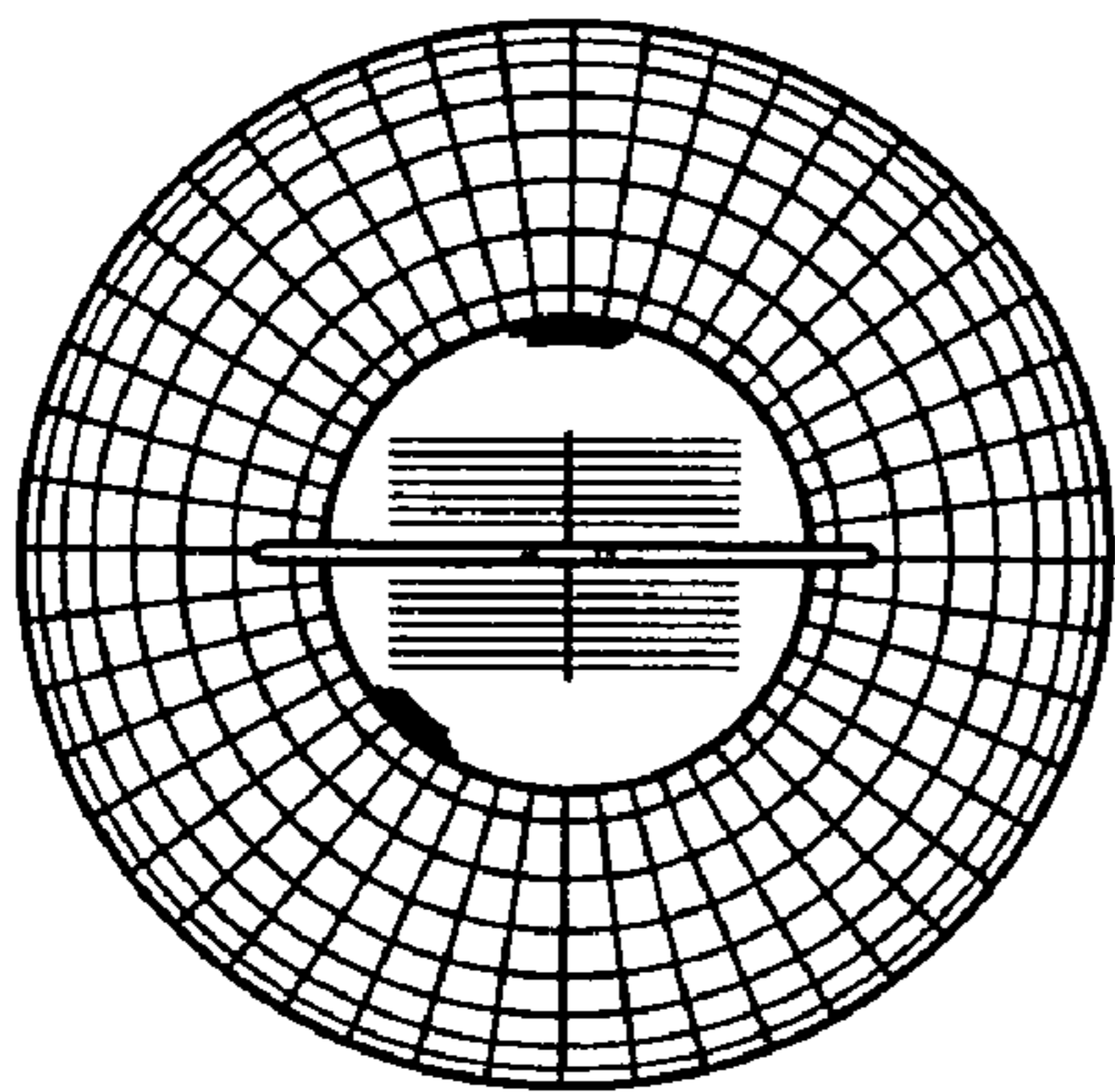


FIG. 3

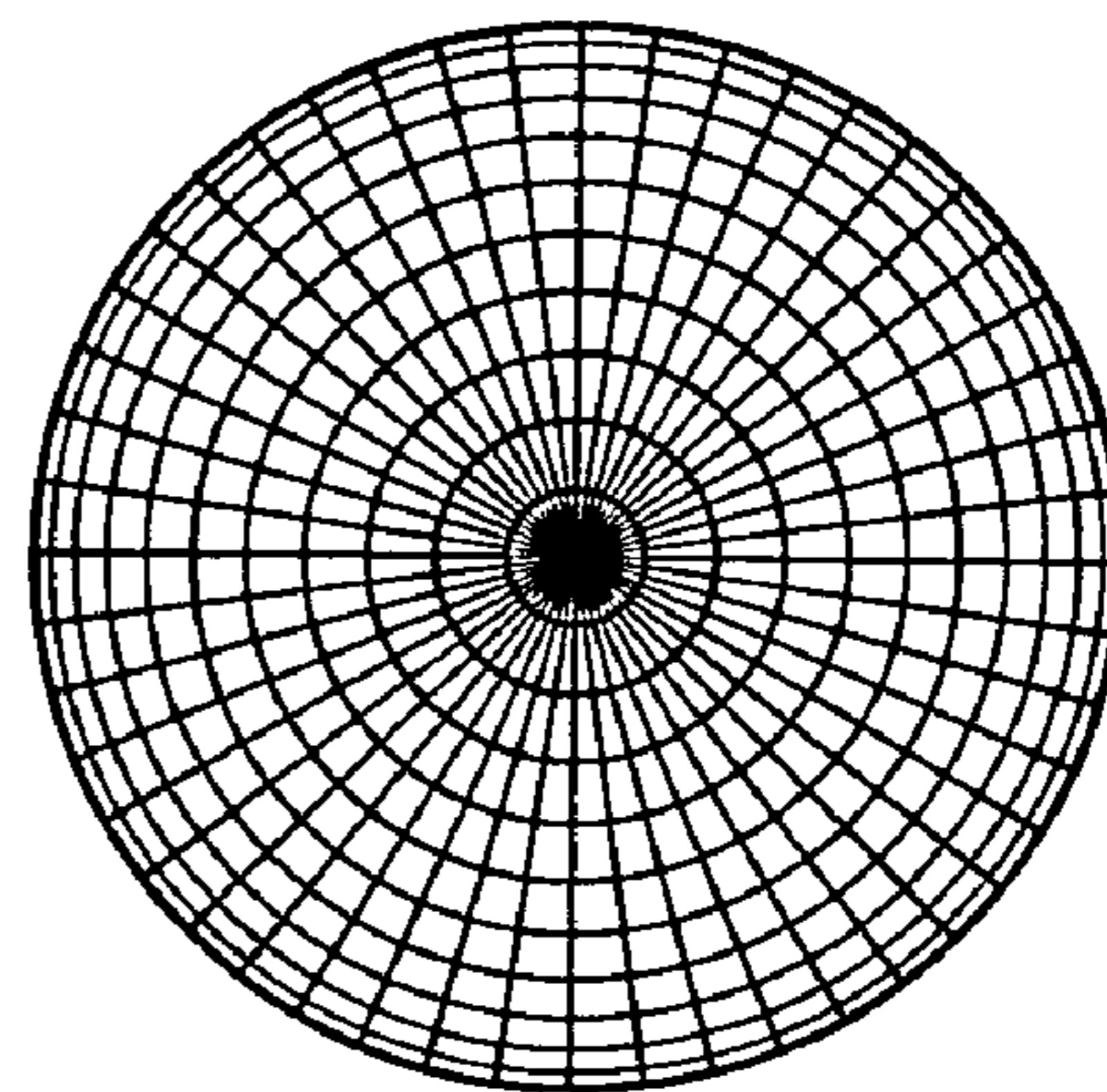


FIG. 4

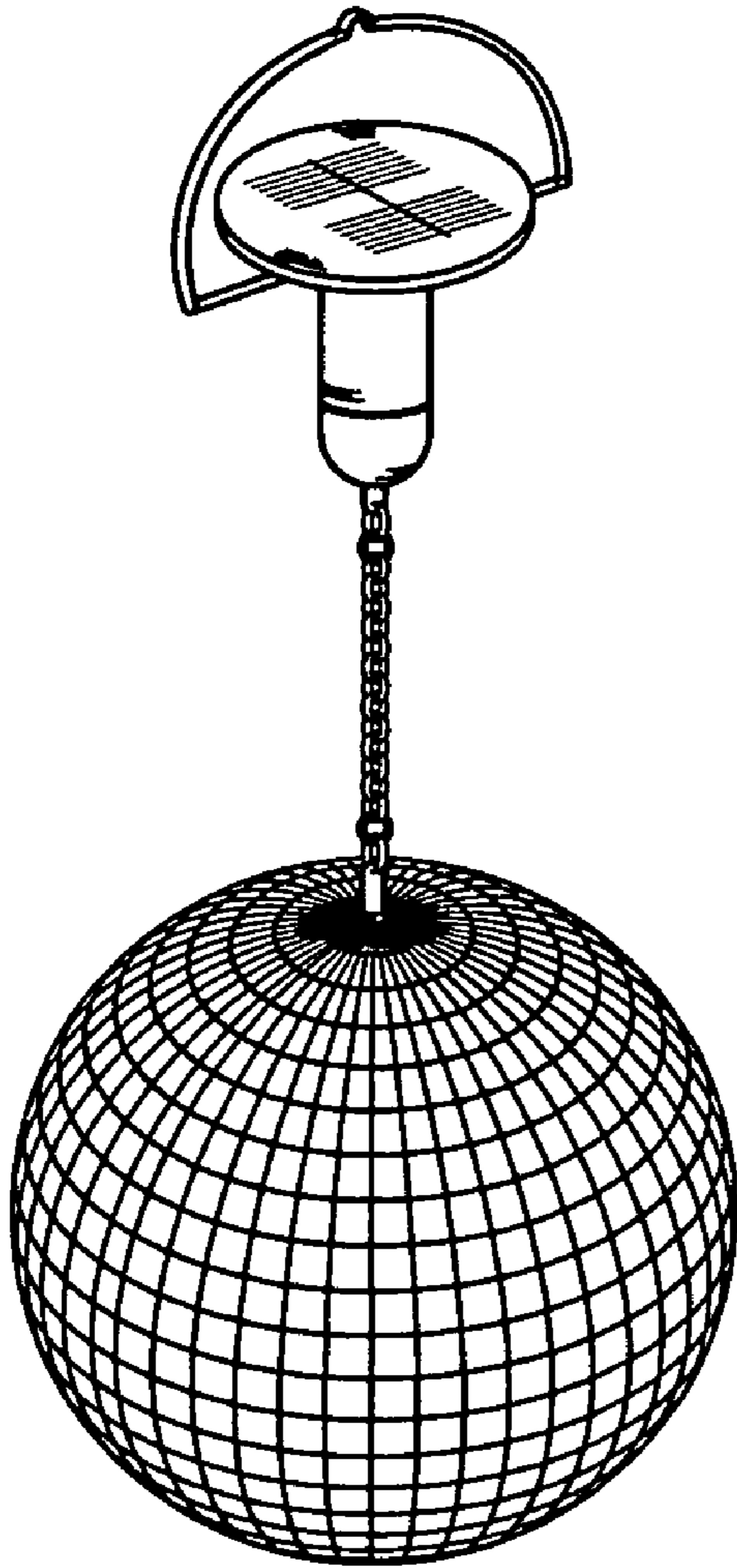


FIG. 5




FIG. 6