



US00D605537S

(12) **United States Design Patent**
Chappell

(10) **Patent No.:** **US D605,537 S**

(45) **Date of Patent:** **** Dec. 8, 2009**

(54) **STAIR SKIRT MARKING GUIDE**

2006/0191596 A1* 8/2006 Fontaine 144/144.1

(76) Inventor: **Jeffrey R Chappell**, P.O. Box 56,
Comptom, NH (US) 03223

* cited by examiner

Primary Examiner—Antoine D Davis
(74) *Attorney, Agent, or Firm*—Crossley Patent Law; Mark A. Crossley

(**) Term: **14 Years**

(21) Appl. No.: **29/331,519**

(57) **CLAIM**

(22) Filed: **Jan. 27, 2009**

The ornamental design for a stair skirt marking guide, as shown and described.

(51) **LOC (9) Cl.** **10-04**

(52) **U.S. Cl.** **D10/65**

(58) **Field of Classification Search** D10/65;
33/32.1, 32.2, 41.1, 42, 197, 430, 526, 562;
144/144.51, 145.1

DESCRIPTION

See application file for complete search history.

FIG. 1 is a front elevation view of a stair skirt marking guide showing my new design, the rear elevation view being a mirror image of the shown;

(56) **References Cited**

FIG. 2 is a right elevation view thereof, the opposite side being a mirror image of the shown;

U.S. PATENT DOCUMENTS

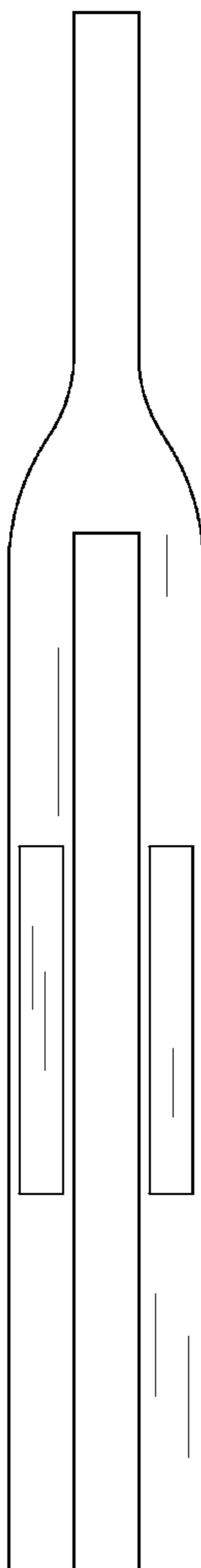
FIG. 3 is a top plan view thereof;

5,388,340	A	2/1995	Marty	
6,233,835	B1	5/2001	Brown et al.	
6,591,511	B1	7/2003	Carroll et al.	
6,748,668	B2	6/2004	Huff	
6,996,911	B1 *	2/2006	Dinius	33/481

FIG. 4 is a bottom plan view thereof; and,

FIG. 5 is an isometric view thereof.

1 Claim, 2 Drawing Sheets



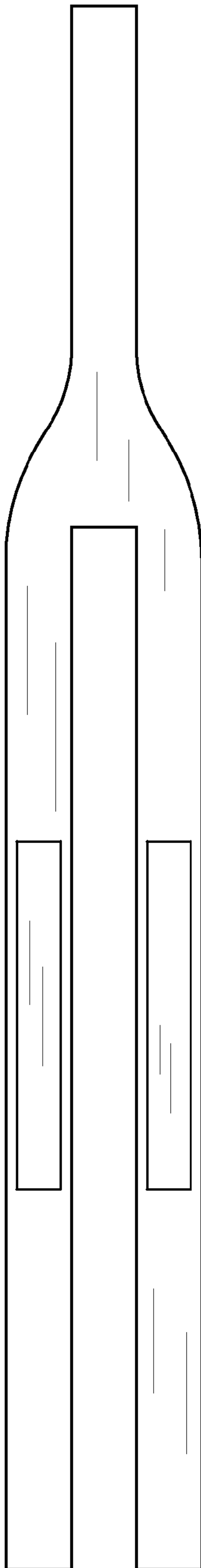


FIG. 1



FIG. 2

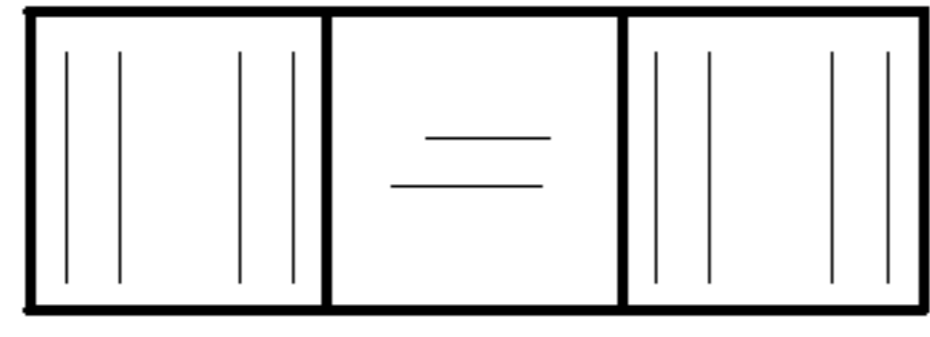


FIG. 3

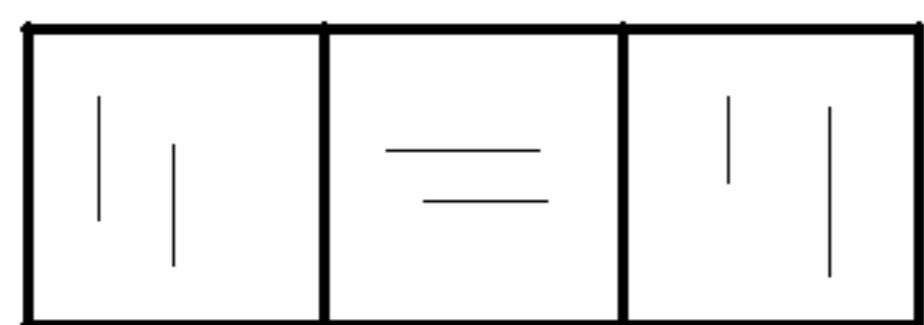


FIG. 4

FIG. 5

