



US00D605527S

(12) **United States Design Patent**  
**Kerr et al.**

(10) **Patent No.:** **US D605,527 S**  
(45) **Date of Patent:** **\*\* Dec. 8, 2009**

(54) **PET FOOD SUPPLEMENT PACKAGE**

(75) Inventors: **George Scott Kerr**, Mason, OH (US);  
**Gregory Dean Sunvold**, Lewisburg, OH  
(US); **Lawrence Andrew Schumacher**,  
Trenton, OH (US); **David William**  
**Schuller**, Lebanon, OH (US); **Robbert**  
**H Ter Haar**, Dayton, OH (US); **Gary J**  
**Kohlman**, Terrace Park, OH (US)

(73) Assignee: **The Procter & Gamble Company**,  
Cincinnati, OH (US)

(\*\*) Term: **14 Years**

(21) Appl. No.: **29/320,852**

(22) Filed: **Jul. 7, 2008**

(51) **LOC (9) Cl.** ..... **09-01**

(52) **U.S. Cl.** ..... **D9/607; D9/732; D9/756**

(58) **Field of Classification Search** ..... **D9/600,**  
**D9/601, 607, 732, 756, 758-761; 206/457-458;**  
**215/400**

See application file for complete search history.

(56) **References Cited**

**U.S. PATENT DOCUMENTS**

D257,126 S *	9/1980	Johnson	.....	D9/732
D263,681 S *	4/1982	Parr	.....	D9/760
D263,682 S *	4/1982	Urciuoli	.....	D9/760
D275,366 S *	9/1984	Maxwell	.....	D9/759
D289,854 S *	5/1987	Lane et al.	.....	D9/760
D370,625 S *	6/1996	Kelsey et al.	.....	D9/732
D380,961 S *	7/1997	Schnack	.....	D9/759

D427,517 S *	7/2000	Marcks	.....	D9/601
D445,518 S *	7/2001	Warden	.....	D26/38
D572,141 S *	7/2008	Slabaugh	.....	D9/601
D575,148 S *	8/2008	Sagel	.....	D9/761

\* cited by examiner

*Primary Examiner*—Sandra Morris  
(74) *Attorney, Agent, or Firm*—Adam W. Borgman

(57) **CLAIM**

The ornamental design for a pet food supplement package, as shown and described.

**DESCRIPTION**

FIG. 1 is a perspective view of a first embodiment of a pet food supplement package embodying a new design;

FIG. 2 is top view thereof;

FIG. 3 is bottom view thereof;

FIG. 4 is a right side view thereof;

FIG. 5 is a top side view thereof;

FIG. 6 is a perspective view of a second embodiment of a pet food supplement package embodying a new design;

FIG. 7 is a top view thereof;

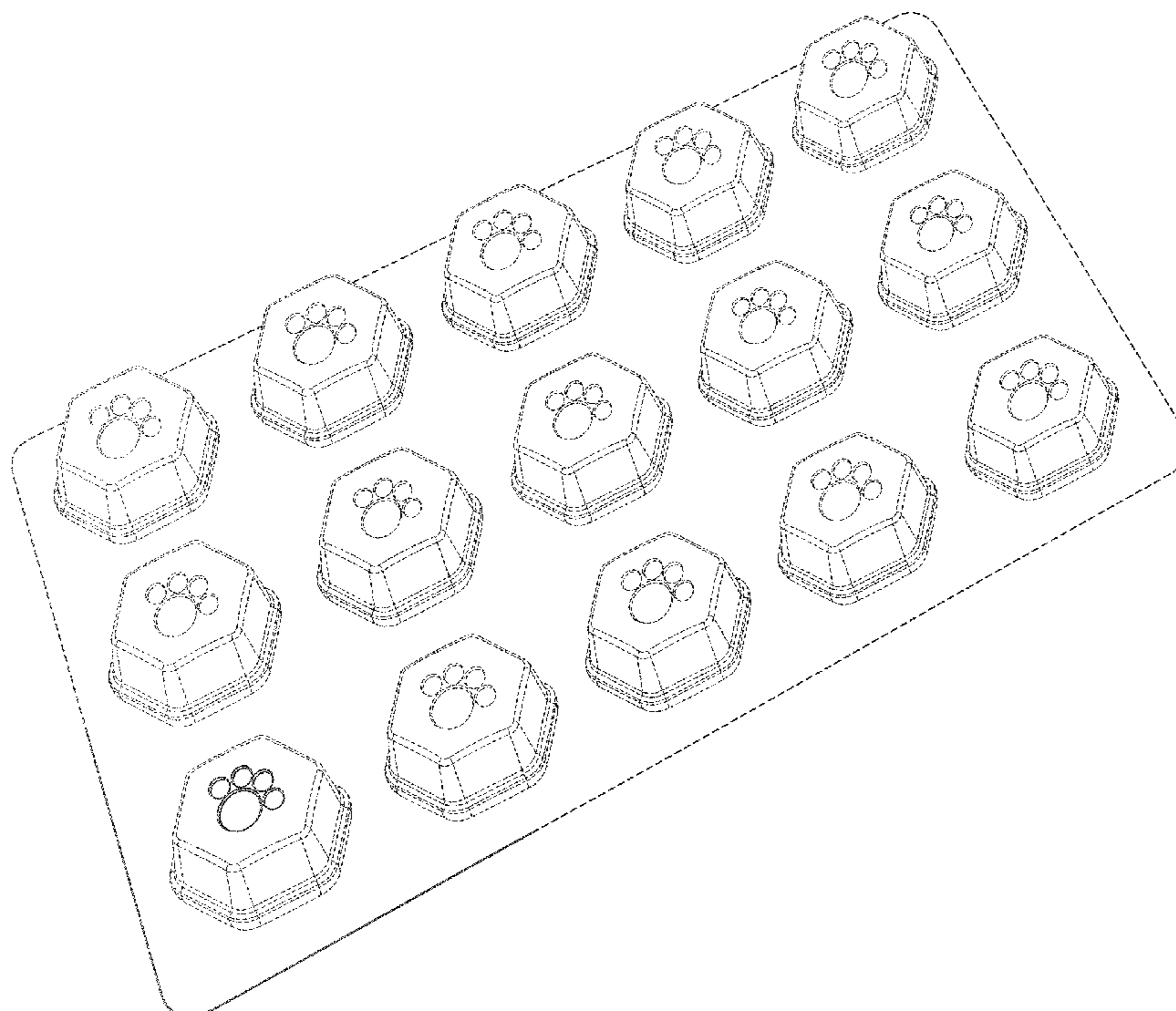
FIG. 8 is a bottom view thereof;

FIG. 9 is a right side view thereof; and,

FIG. 10 is a top side view thereof.

The broken lines shown in the drawings are for illustrative purposes only and form no part of the claimed design.

**1 Claim, 10 Drawing Sheets**



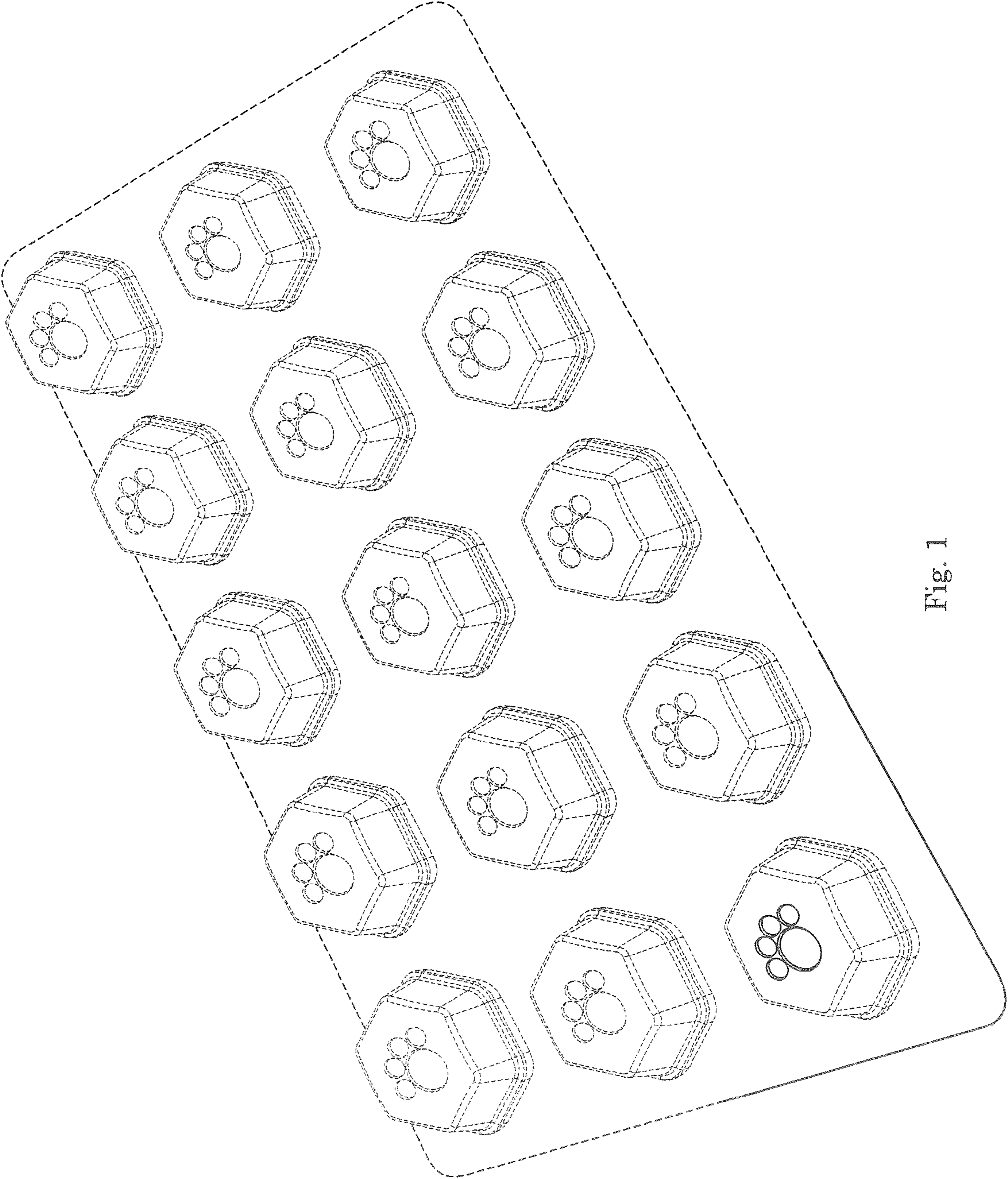


Fig. 1




Fig. 2




Fig. 3

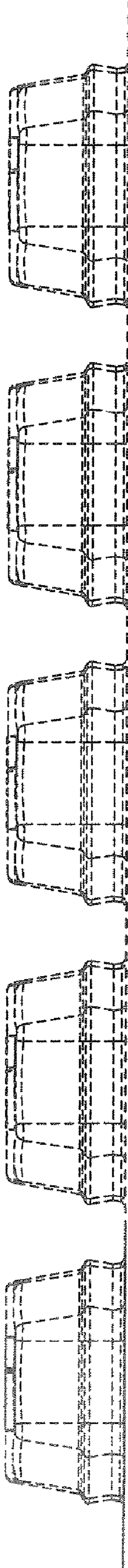


Fig. 4




Fig. 5

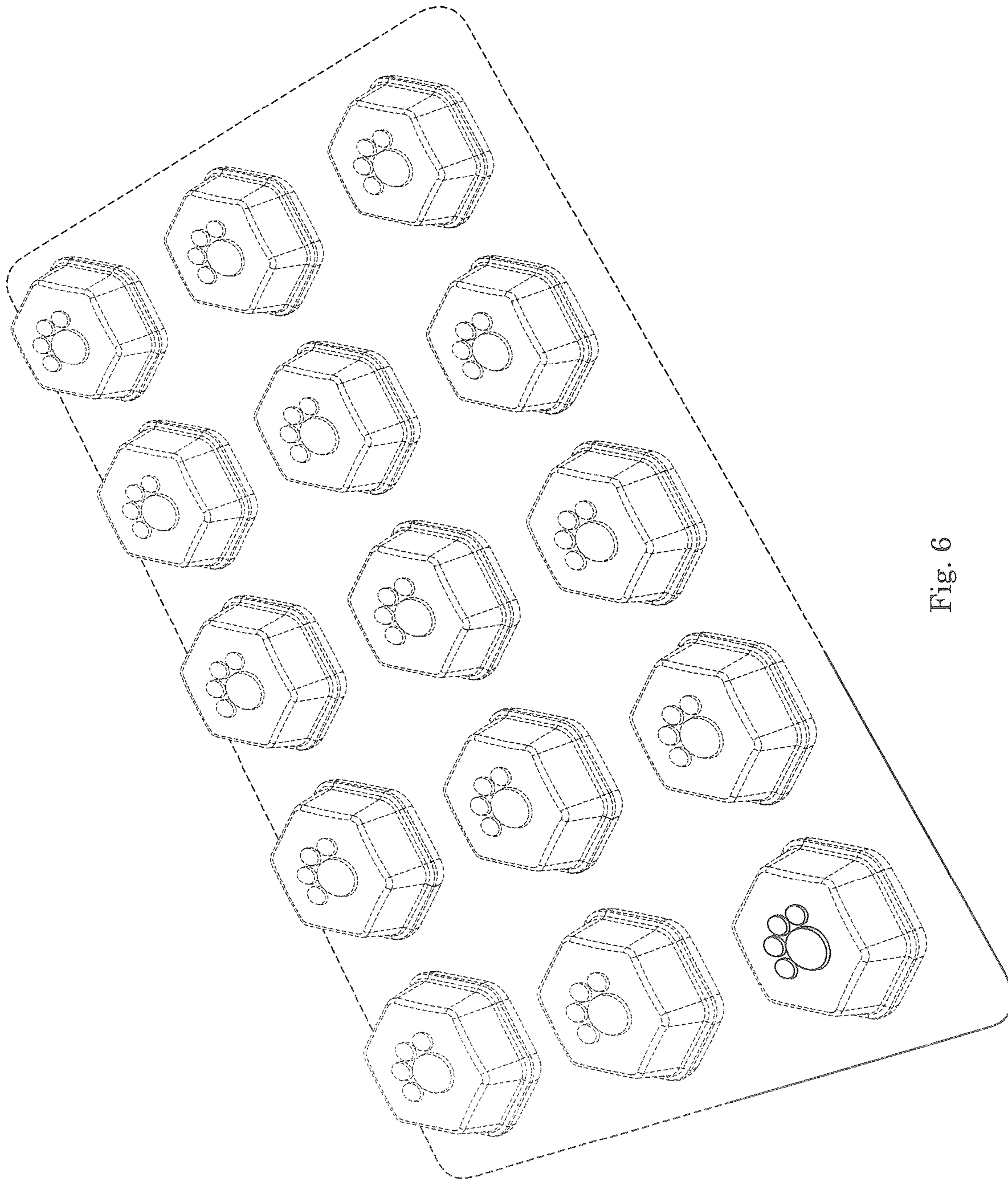


Fig. 6




Fig. 7





Fig. 8

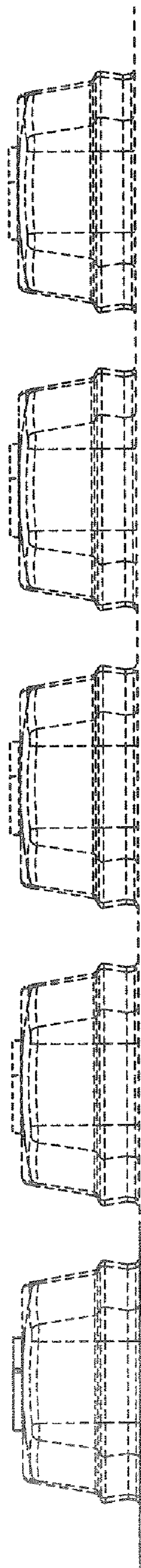


Fig. 9

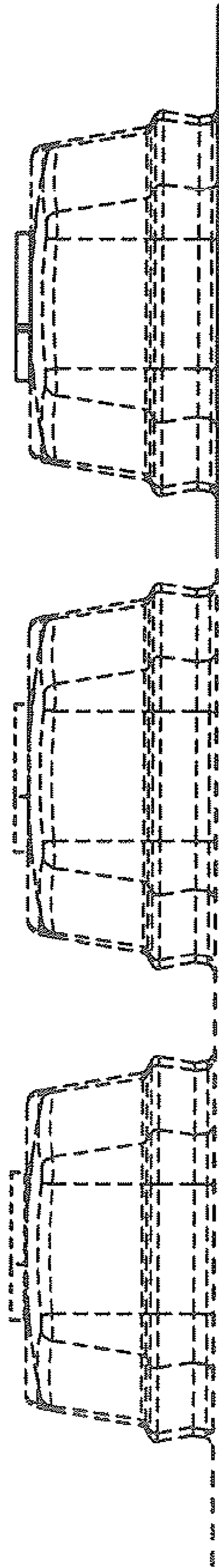


Fig. 10