



US00D605522S

(12) **United States Design Patent**
Jaeger

(10) **Patent No.:** **US D605,522 S**
(45) **Date of Patent:** **** Dec. 8, 2009**

(54) **BOTTLE WITH OPPOSED SEALABLE OPENINGS**

(76) Inventor: **Edward J. Jaeger**, P.O. Box 472, N. Myrtle Beach, SC (US) 29582

(**) Term: **14 Years**

(21) Appl. No.: **29/312,309**

(22) Filed: **Oct. 14, 2008**

(51) **LOC (9) Cl.** **09-01**

(52) **U.S. Cl.** **D9/524; D9/741; D9/503; D9/558; D9/449**

(58) **Field of Classification Search** D9/741, D9/500, 503–504, 516, 521, 524, 529, 549, D9/551, 558, 682–694, 446–447, 449–450, D9/454, 901–902, 904–905; 215/6, 10, 381–385; D7/591, 596; D28/7, 76

See application file for complete search history.

(56) **References Cited**

U.S. PATENT DOCUMENTS

2,086,404	A	7/1937	Daniels	
D117,705	S *	11/1939	Abrams	D9/746
D155,564	S *	10/1949	Ackerman	D9/738
D189,632	S *	1/1961	Itaru	D9/746
3,071,281	A *	1/1963	Sawai	220/4.01
3,731,792	A *	5/1973	Rolston	206/389
4,122,979	A	10/1978	Laauwe	
D278,208	S	4/1985	Cassai et al.	
D289,143	S *	4/1987	Guillaume	D9/504 X
D313,176	S *	12/1990	Okuda et al.	D9/746
D324,173	S *	2/1992	Lynd	D9/746
D328,248	S *	7/1992	Ruff	D9/428 X
D329,608	S *	9/1992	Bech	D9/551
D337,254	S *	7/1993	Nakagawa et al.	D9/688
D338,741	S	8/1993	Cassai	
D360,576	S *	7/1995	Bech	D9/550
D363,858	S	11/1995	Sweeney	
D376,979	S *	12/1996	Davidson, III	D9/504
5,803,268	A	9/1998	Levy et al.	

5,829,607	A	11/1998	Ibrahim	
D429,845	S *	8/2000	Lang	D28/7
D429,847	S *	8/2000	Lang	D28/7
D441,298	S *	5/2001	Gundlach et al.	D9/555
D443,641	S *	6/2001	Mader	D19/36
D456,075	S	4/2002	Clements et al.	
D458,846	S	6/2002	Writt, Sr.	
D459,228	S *	6/2002	Hierzer	D9/446
6,398,050	B1	6/2002	Allora	
D470,401	S *	2/2003	Genoa et al.	D9/503
6,905,038	B2	6/2005	Lopez	
D542,139	S	5/2007	Welter	
D569,271	S	5/2008	Gowans et al.	
2001/0035436	A1	11/2001	Foley et al.	

* cited by examiner

Primary Examiner—Carol Rademaker

(74) *Attorney, Agent, or Firm*—P. Jeff Martin; The McGougan Law Firm, LLC

(57) **CLAIM**

The ornamental design for a bottle with opposed sealable openings, as shown and described.

DESCRIPTION

FIG. 1 is a top, front, and left side perspective view of a bottle with opposed sealable openings showing my new design;

FIG. 2 is a right side elevational view thereof;

FIG. 3 is a left side elevational view thereof;

FIG. 4 is a front elevational view thereof;

FIG. 5 is a rear elevational view thereof;

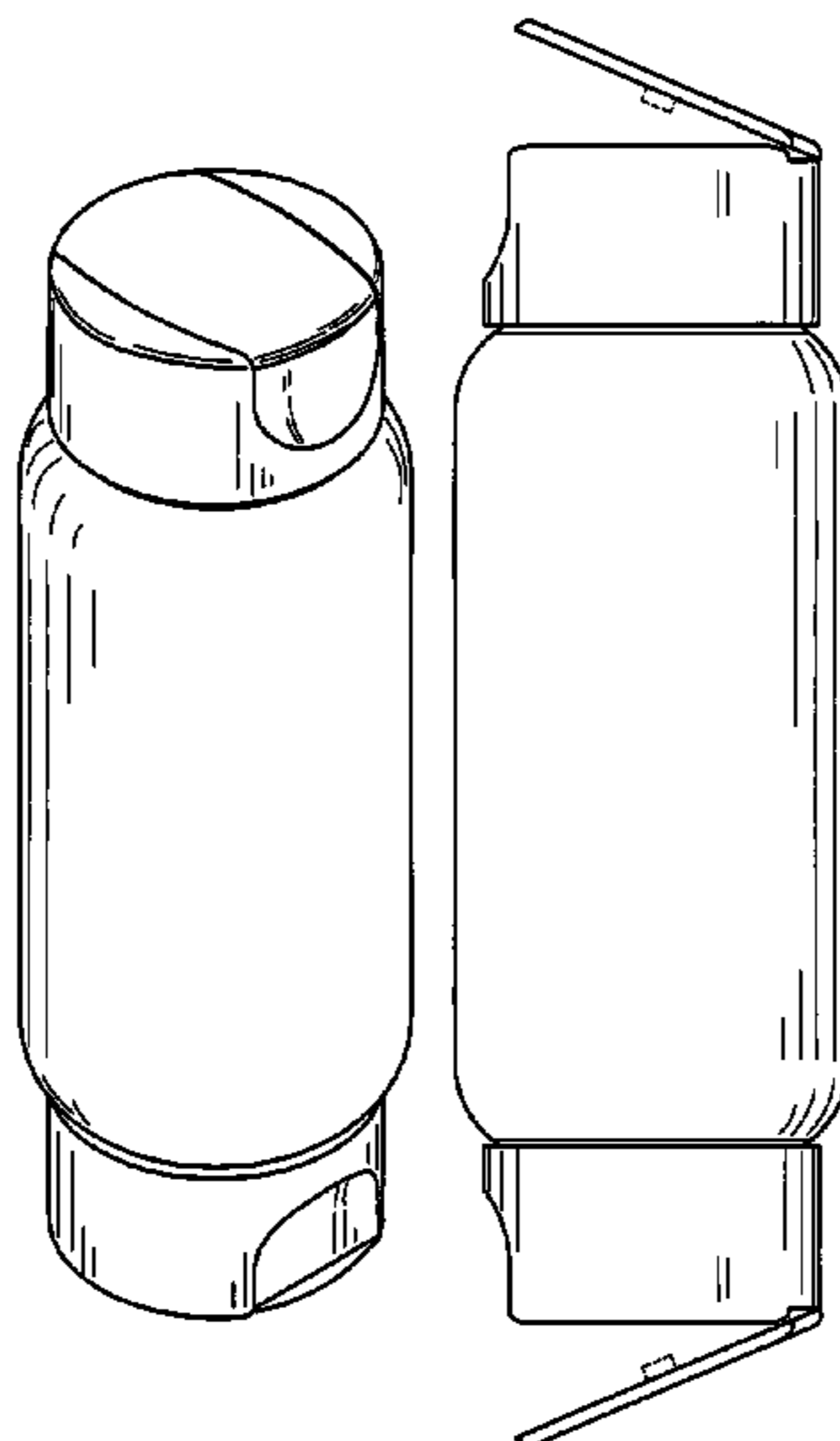
FIG. 6 is a top plan view thereof;

FIG. 7 is a bottom plan view thereof; and,

FIG. 8 is a right side elevational view with the hinged portion of the top and bottom caps shown in opened condition.

The broken lines shown in the drawings are included for the purpose of showing environmental structure that forms no part of the claimed design.

1 Claim, 4 Drawing Sheets






Fig. 1

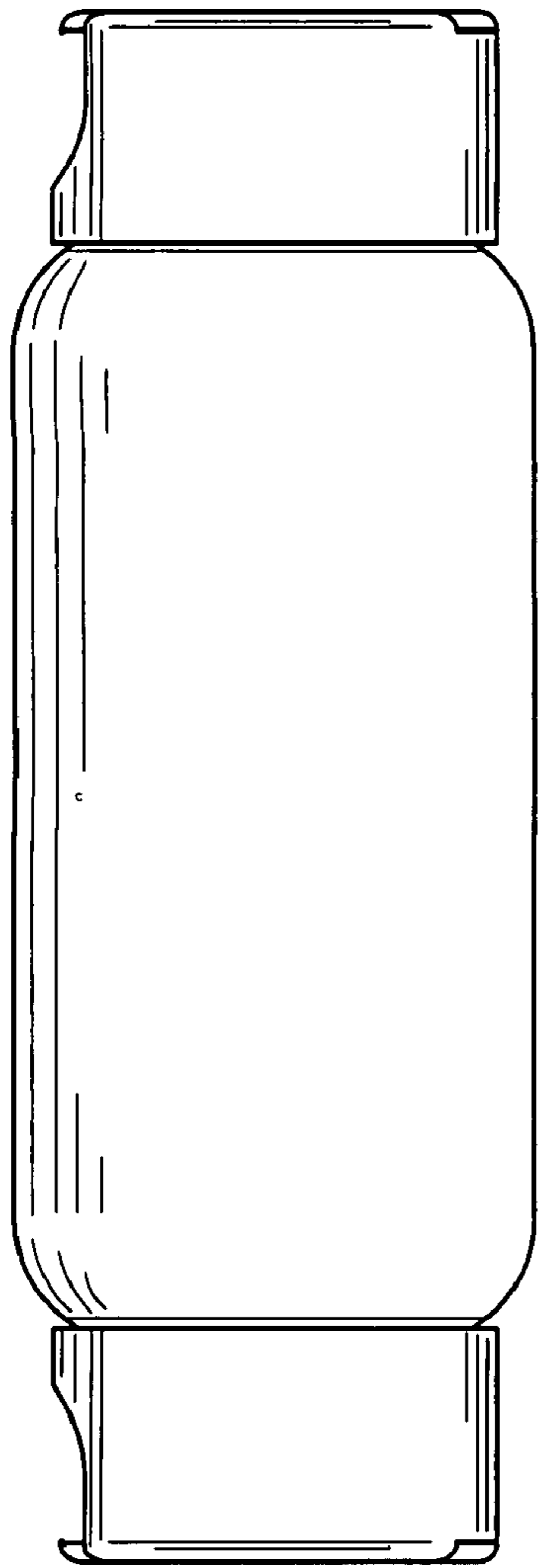


Fig. 2




Fig. 3




Fig. 4




Fig. 5

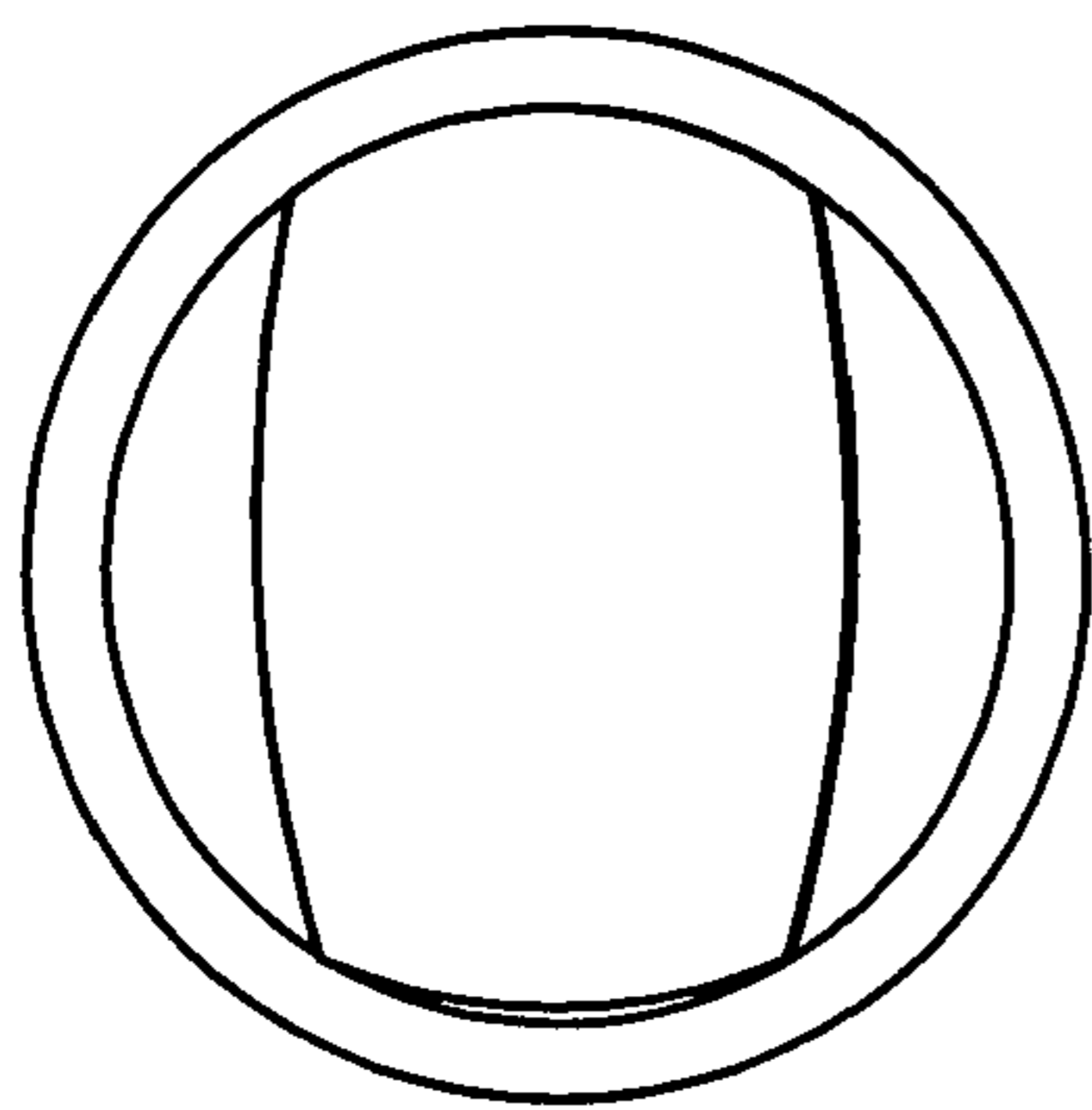


Fig. 6

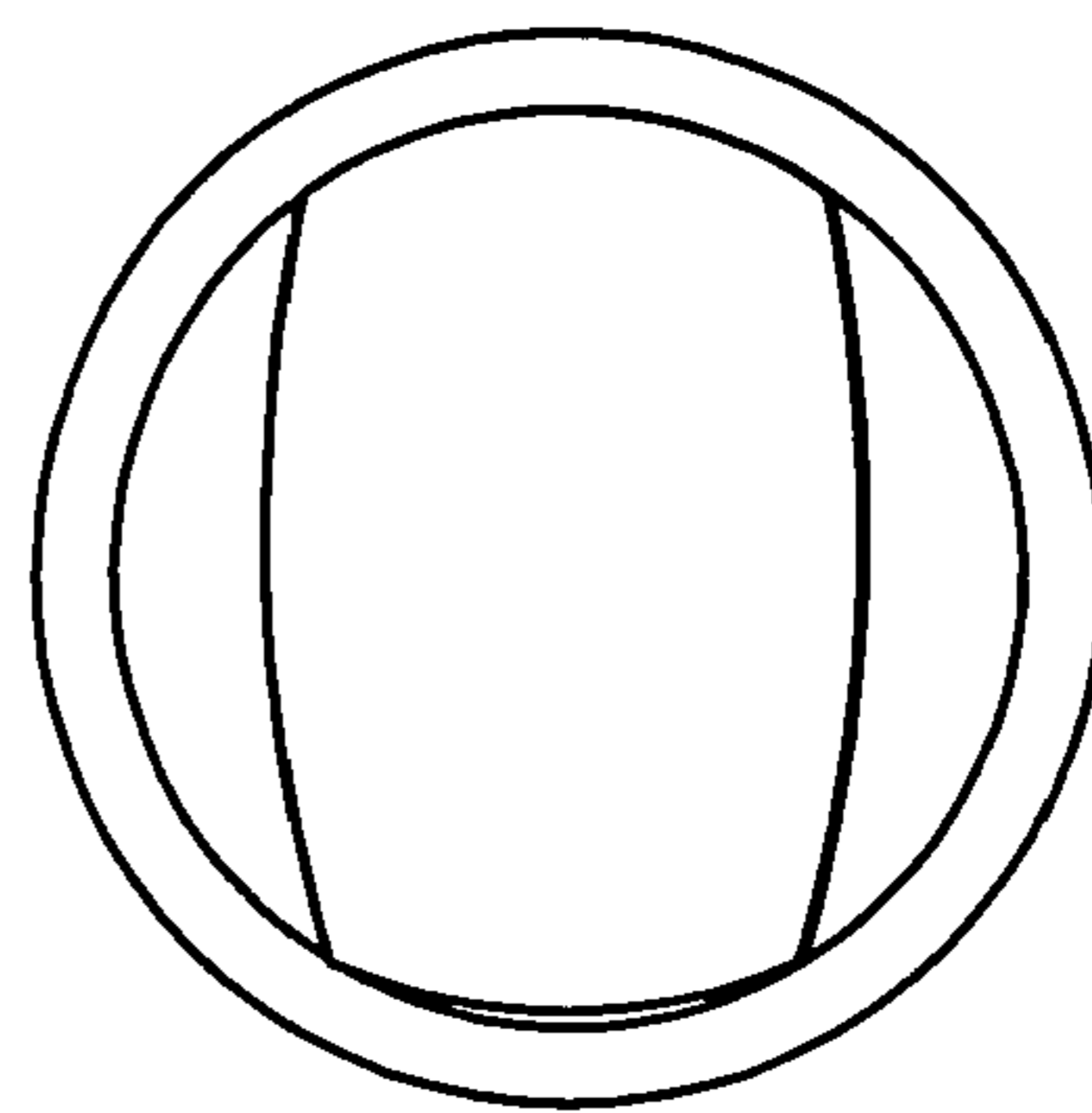


Fig. 7




Fig. 8