



US00D605517S

(12) **United States Design Patent**
Caldwell

(10) **Patent No.:** **US D605,517 S**

(45) **Date of Patent:** **** Dec. 8, 2009**

(54) **PLASTIC CONTAINER**

(75) Inventor: **Christopher T. Caldwell**, Monroe, MI (US)

(73) Assignee: **Plastipak Packaging, Inc.**, Plymouth, MI (US)

(**) Term: **14 Years**

(21) Appl. No.: **29/335,165**

(22) Filed: **Apr. 9, 2009**

(51) **LOC (9) Cl.** **09-01**

(52) **U.S. Cl.** **D9/500**

(58) **Field of Classification Search** D9/500,
D9/502-505, 516, 537-540, 549-550, 557-558;
215/379, 381-384; 220/660, 662, 669-673,
220/675

See application file for complete search history.

(56) **References Cited**

U.S. PATENT DOCUMENTS

- D274,218 S * 6/1984 Aramaki D9/776
- D295,260 S * 4/1988 Goettner D9/500
- D345,695 S * 4/1994 Frazer et al. D9/500
- D345,696 S * 4/1994 Wilkinson et al. D9/504
- D358,530 S * 5/1995 Mehra et al. D7/510
- D379,151 S * 5/1997 Stevens D9/503
- D381,271 S * 7/1997 Paoloski D9/530
- D398,478 S * 9/1998 Spencer D7/510
- D415,428 S * 10/1999 Keller et al. D9/503

- D427,909 S * 7/2000 Doritty et al. D9/500
- D451,807 S * 12/2001 Goettner D9/504
- D456,265 S * 4/2002 Spear D9/502
- D556,576 S * 12/2007 Webb D9/500

* cited by examiner

Primary Examiner—Ian Simmons

Assistant Examiner—Dana L Sipos

(74) *Attorney, Agent, or Firm*—Dykema Gossett PLLC

(57) **CLAIM**

The ornamental design for a plastic container, as shown and described.

DESCRIPTION

FIG. 1 is a perspective view of a plastic container showing my new design as viewed from the top, front, and right side;

FIG. 2 is a front view of the container;

FIG. 3 is a rear view of the container;

FIG. 4 is a right side view of the container;

FIG. 5 is a left side view of the container;

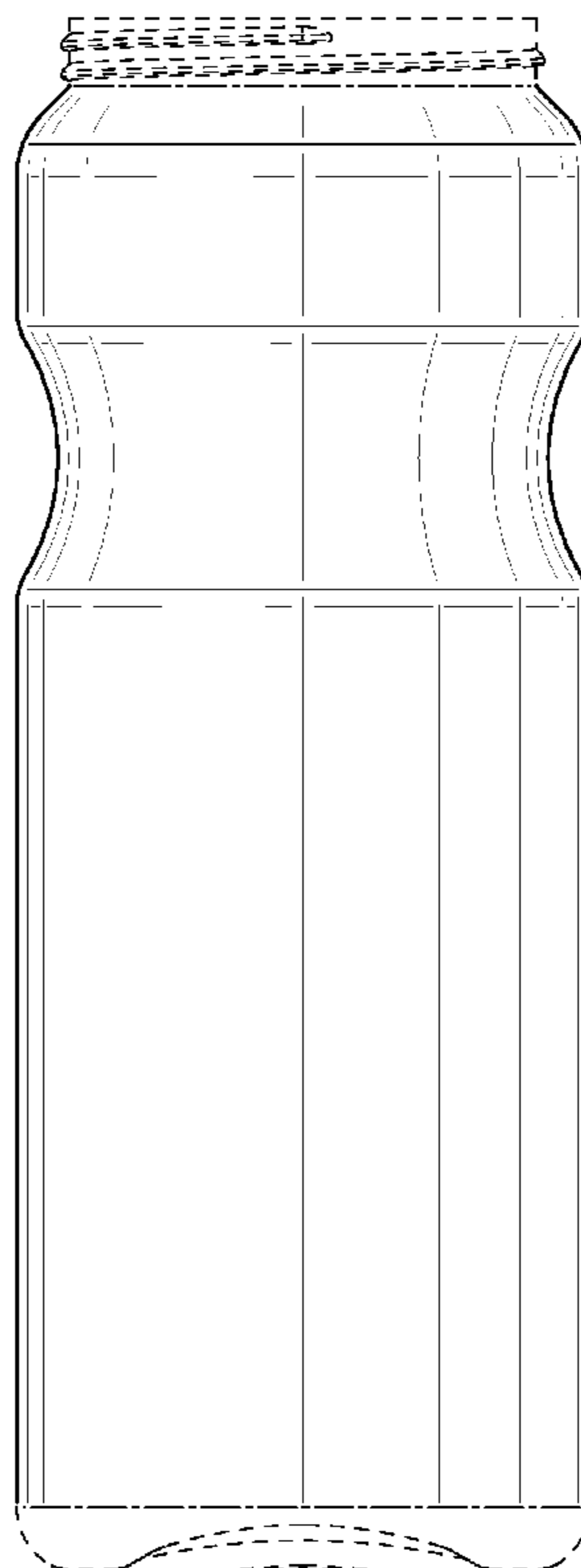
FIG. 6 is a top plan view of the container; and,

FIG. 7 is a bottom view of the container.

The dash-dash-dash-dash broken lines shown in the drawings are included for the purpose of showing environmental structure that forms no part of the claimed design.

The dot-dash-dot-dash broken lines shown in the drawings represent the boundary lines if the claimed design.

1 Claim, 6 Drawing Sheets



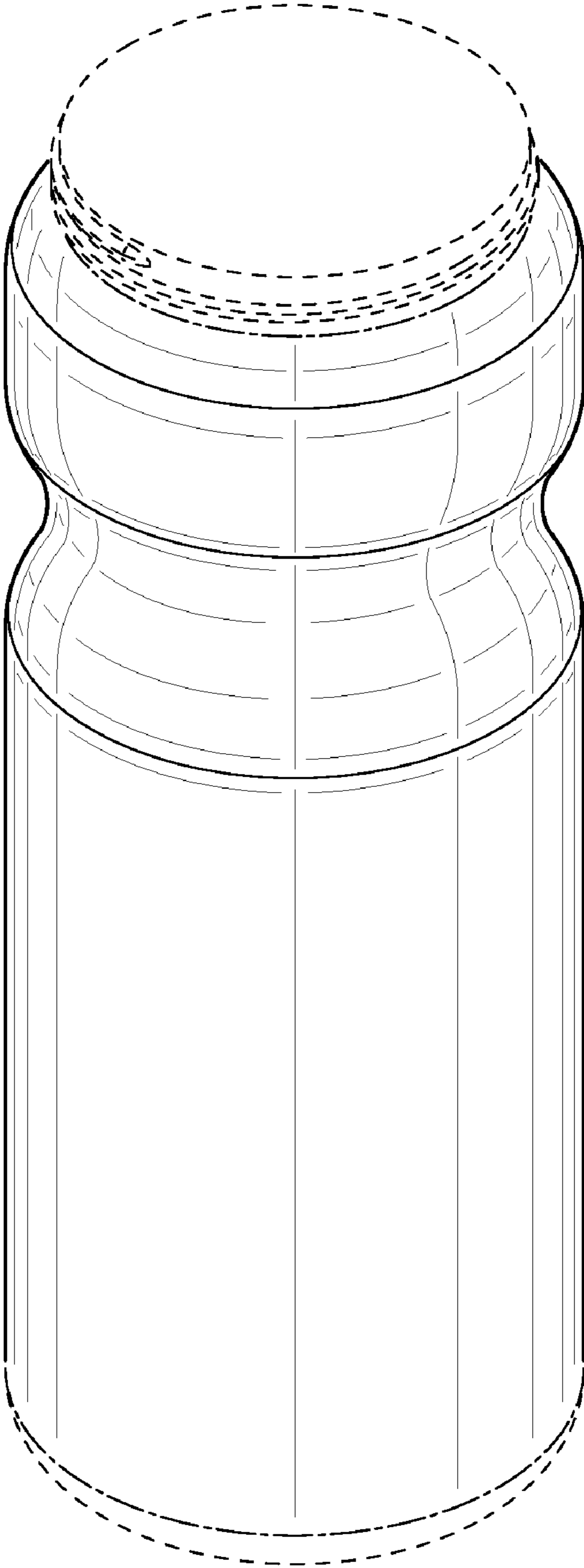


FIG. 1




FIG. 2




FIG. 3




FIG. 4




FIG. 5

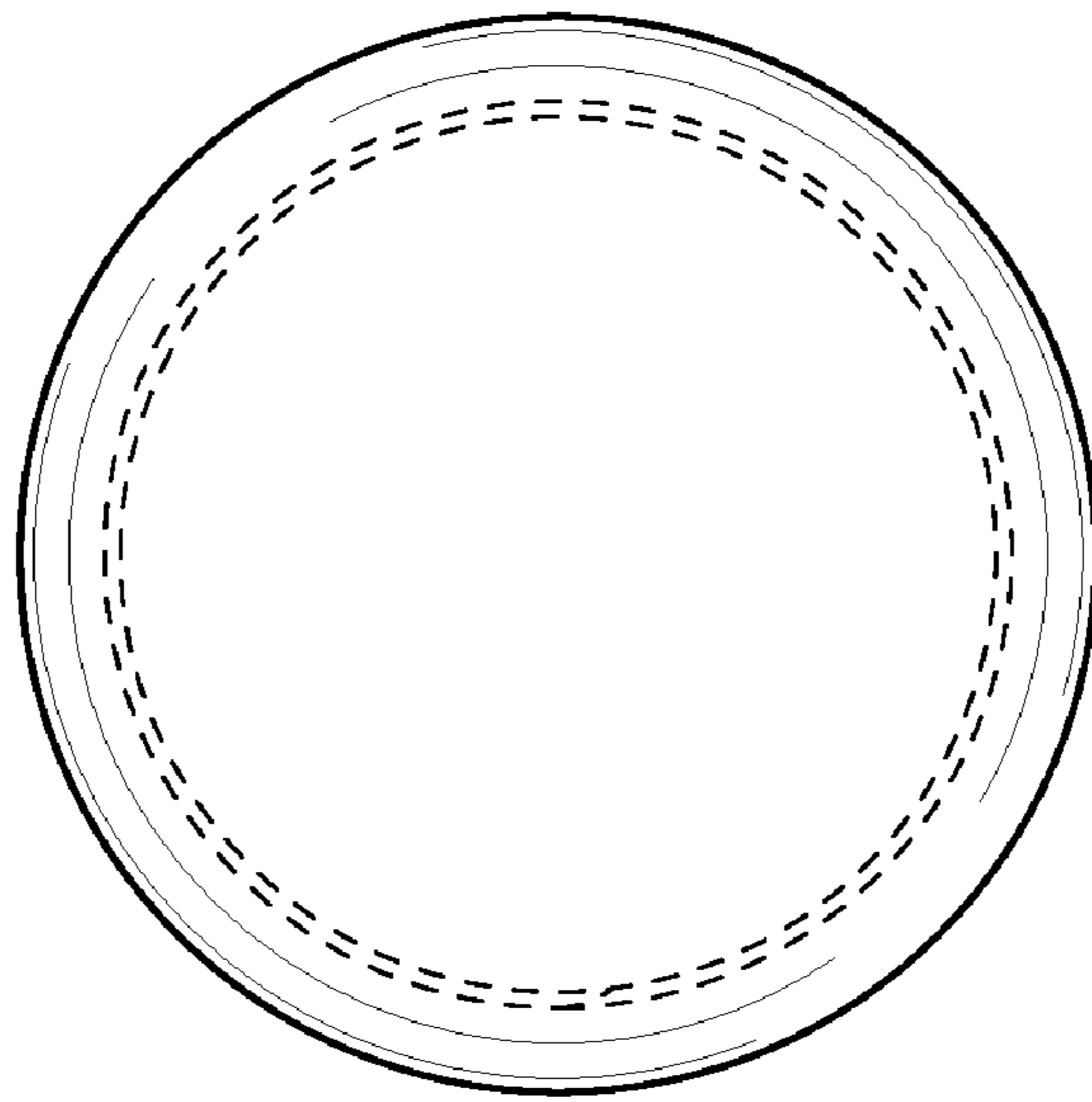


FIG. 6

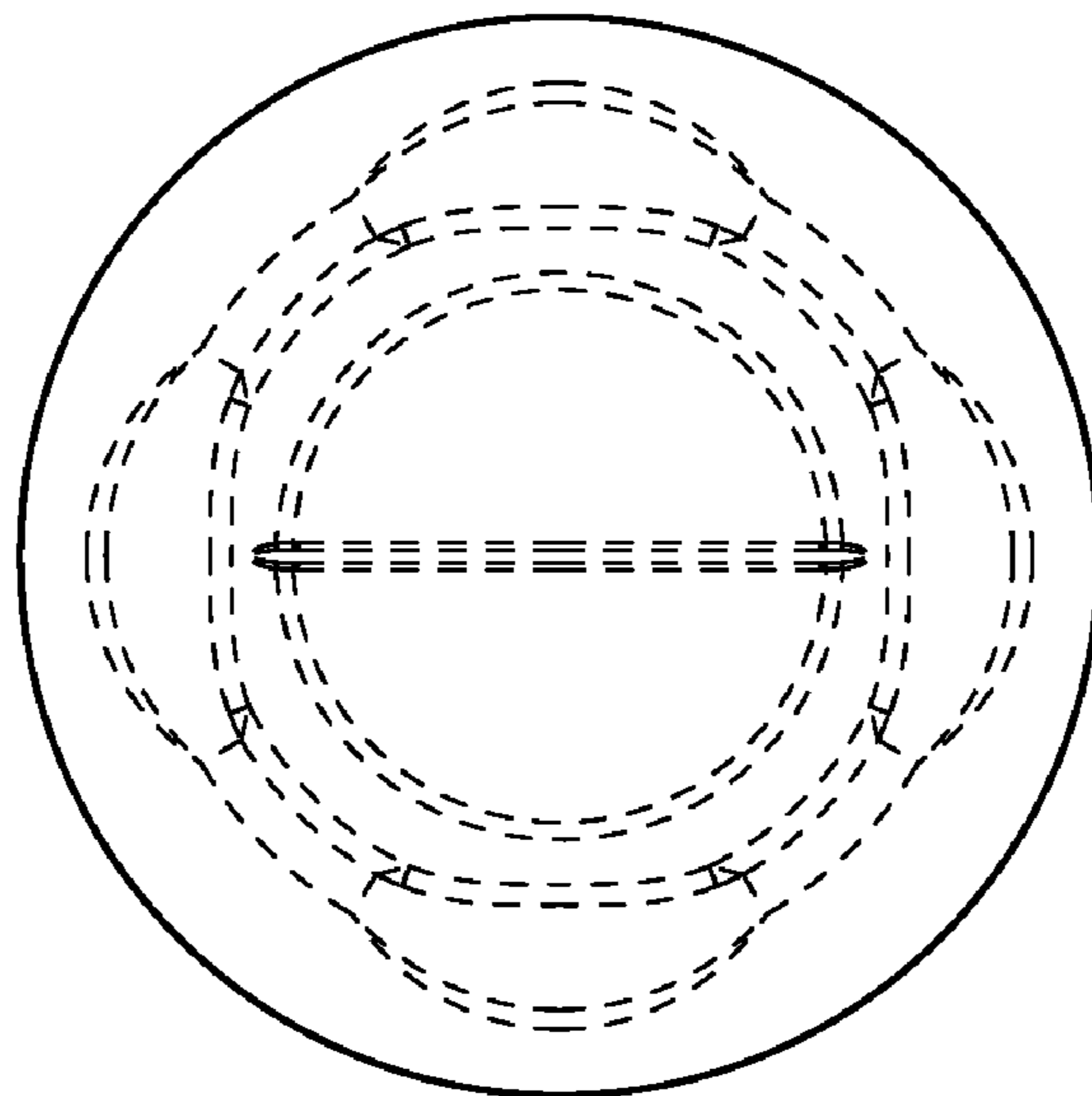


FIG. 7