



US00D605504S

(12) **United States Design Patent**  
**Bone**

(10) **Patent No.:** **US D605,504 S**

(45) **Date of Patent:** **\*\* Dec. 8, 2009**

(54) **PACKAGE WITH SURFACE INDICIA**

D590,252 S \* 4/2009 Seol et al. .... D9/432  
D594,741 S \* 6/2009 Bracey ..... D9/418

(75) Inventor: **Elizabeth Ann Bone**, Covington, KY  
(US)

\* cited by examiner

(73) Assignee: **The Procter & Gamble Company**,  
Cincinnati, OH (US)

*Primary Examiner*—T. Chase Nelson

*Assistant Examiner*—Karen Acker

(74) *Attorney, Agent, or Firm*—Jason J. Camp

(\*\*) Term: **14 Years**

(57) **CLAIM**

(21) Appl. No.: **29/297,196**

The ornamental design for a package with surface indicia, as shown and described.

(22) Filed: **Nov. 6, 2007**

**DESCRIPTION**

(51) **LOC (9) Cl.** ..... **09-03**

FIG. 1 is a perspective view of a package with surface indicia showing my new design;

(52) **U.S. Cl.** ..... **D9/432**

FIG. 2 is a front side view of the package with surface indicia of FIG. 1;

(58) **Field of Classification Search** ..... D9/430-433,  
D9/414, 418, 420-423; D3/272; 206/278,  
206/297, 299, 457, 770, 737, 822; 229/100,  
229/101, 101.3, 106, 108, 108.1, 116.1, 116.3,  
229/116.5, 121, 122, 201, 213, 221, 222,  
229/227, 922, 939, 942, 87.08, 101.2, 193,  
229/195, 197; D5/32

FIG. 3 is a back side view of the package with surface indicia of FIG. 1;

FIG. 4 is a right side view of the package with surface indicia of FIG. 1;

See application file for complete search history.

FIG. 5 is a left side view of the package with surface indicia of FIG. 1;

(56) **References Cited**

FIG. 6 is a top view of the package with surface indicia of FIG. 1; and,

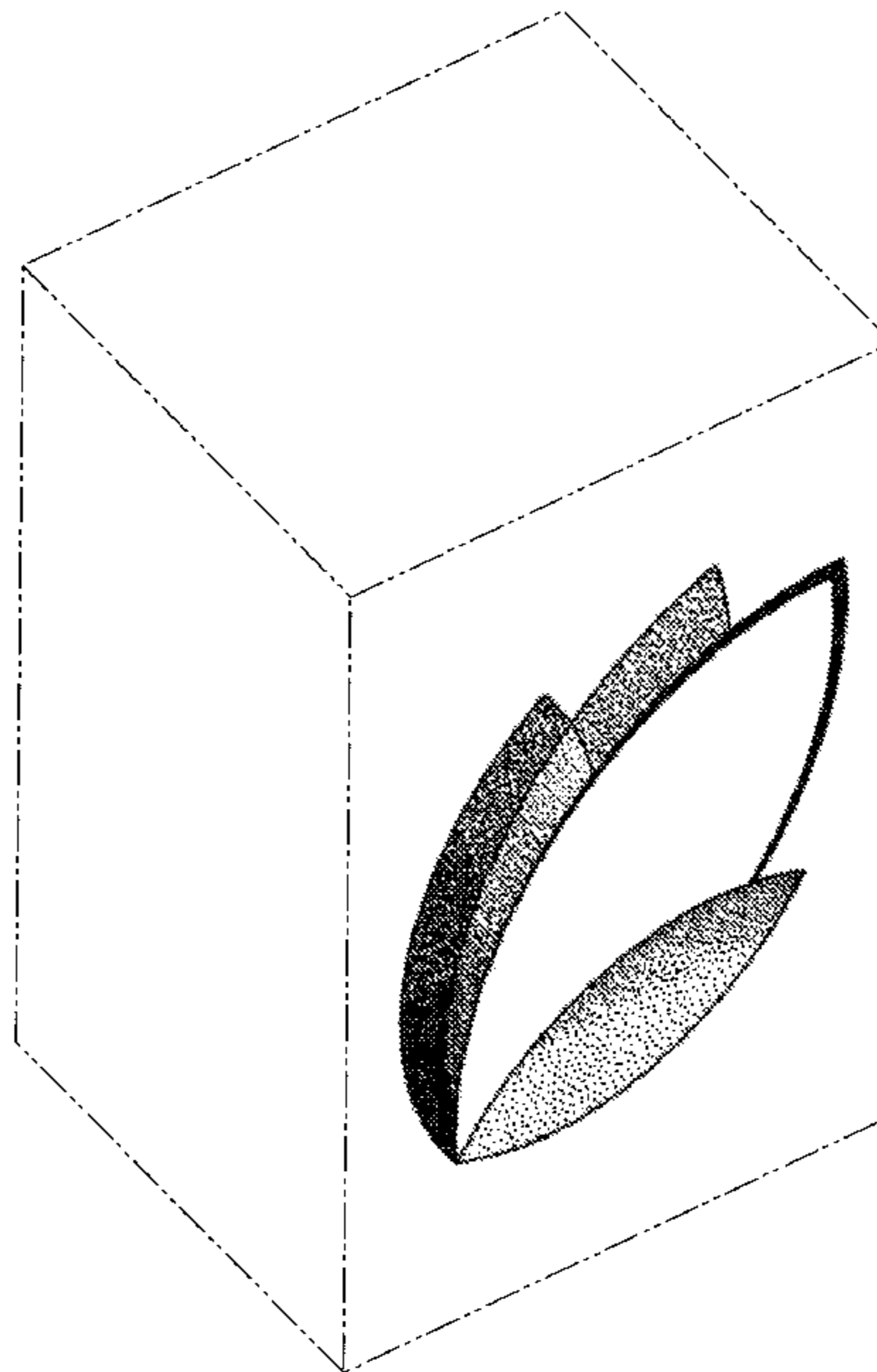
**U.S. PATENT DOCUMENTS**

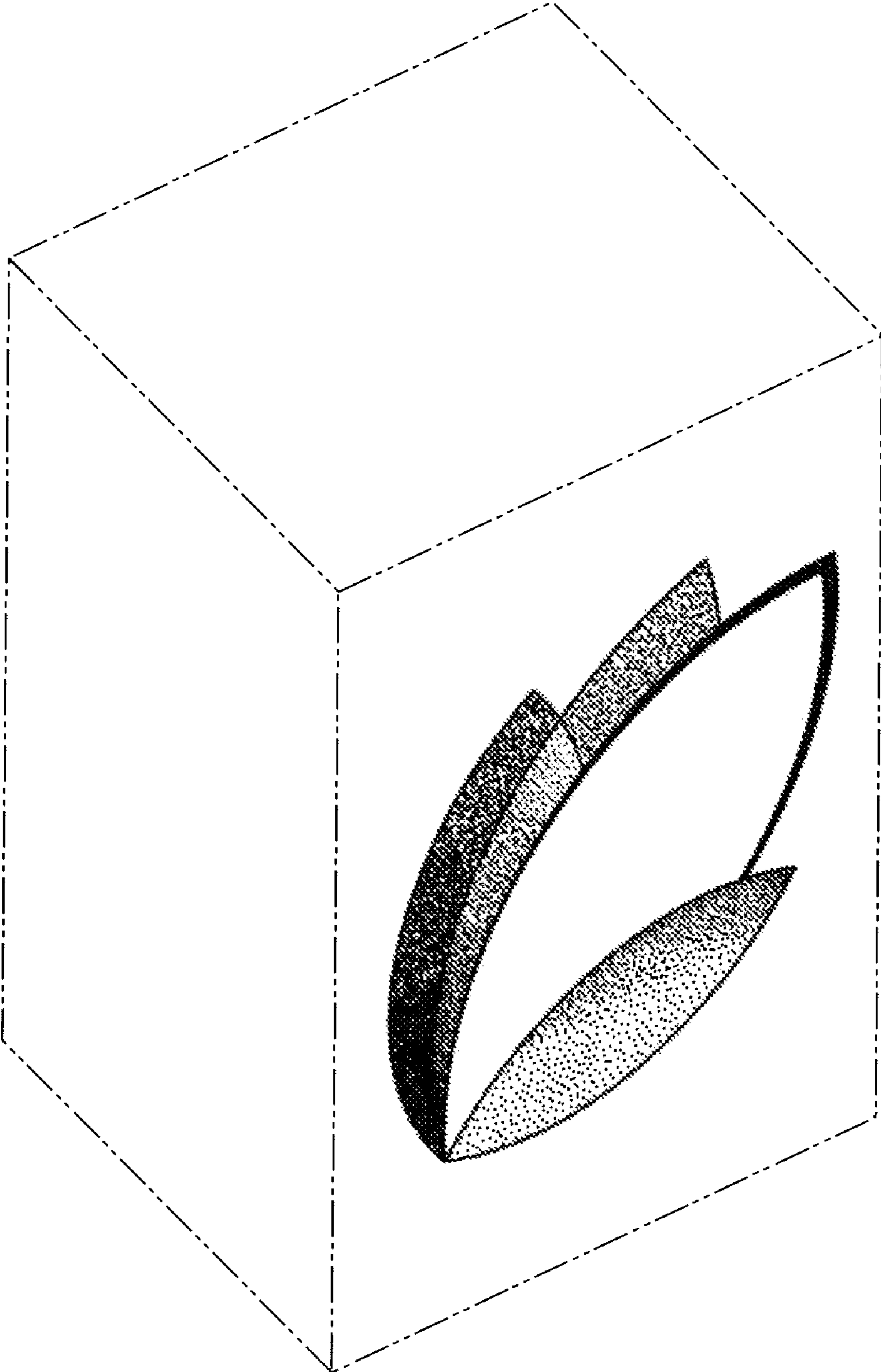
FIG. 7 is a bottom view of the package with surface indicia of FIG. 1.

D117,974 S *	12/1939	Kaplan	.....	D5/52
D131,789 S *	3/1942	Boutemy	.....	D5/32
4,865,900 A *	9/1989	Shannon et al.	.....	428/195.1
D366,671 S *	1/1996	Kitzmilller	.....	D19/53
D411,740 S *	6/1999	Kim	.....	D9/658
6,062,391 A *	5/2000	Nahum-Albright	.....	206/581
D428,335 S *	7/2000	Toyota et al.	.....	D9/432
D476,817 S *	7/2003	Wessblad et al.	.....	D5/32
D510,788 S *	10/2005	Barre	.....	D1/199
D529,394 S *	10/2006	Nagata	.....	D9/658
D543,461 S *	5/2007	Mongeon et al.	.....	D9/516

The broken lines on the front side in FIGS. 1 and 2 represent the boundaries of the claimed part of the design and indicate that a specific length and width forms no part of the claimed design. The broken line structure is included for the purpose of showing the package with surface indicia in a position of use and forms no part of the claimed design.

**1 Claim, 4 Drawing Sheets**





**Fig. 1**



Fig. 3

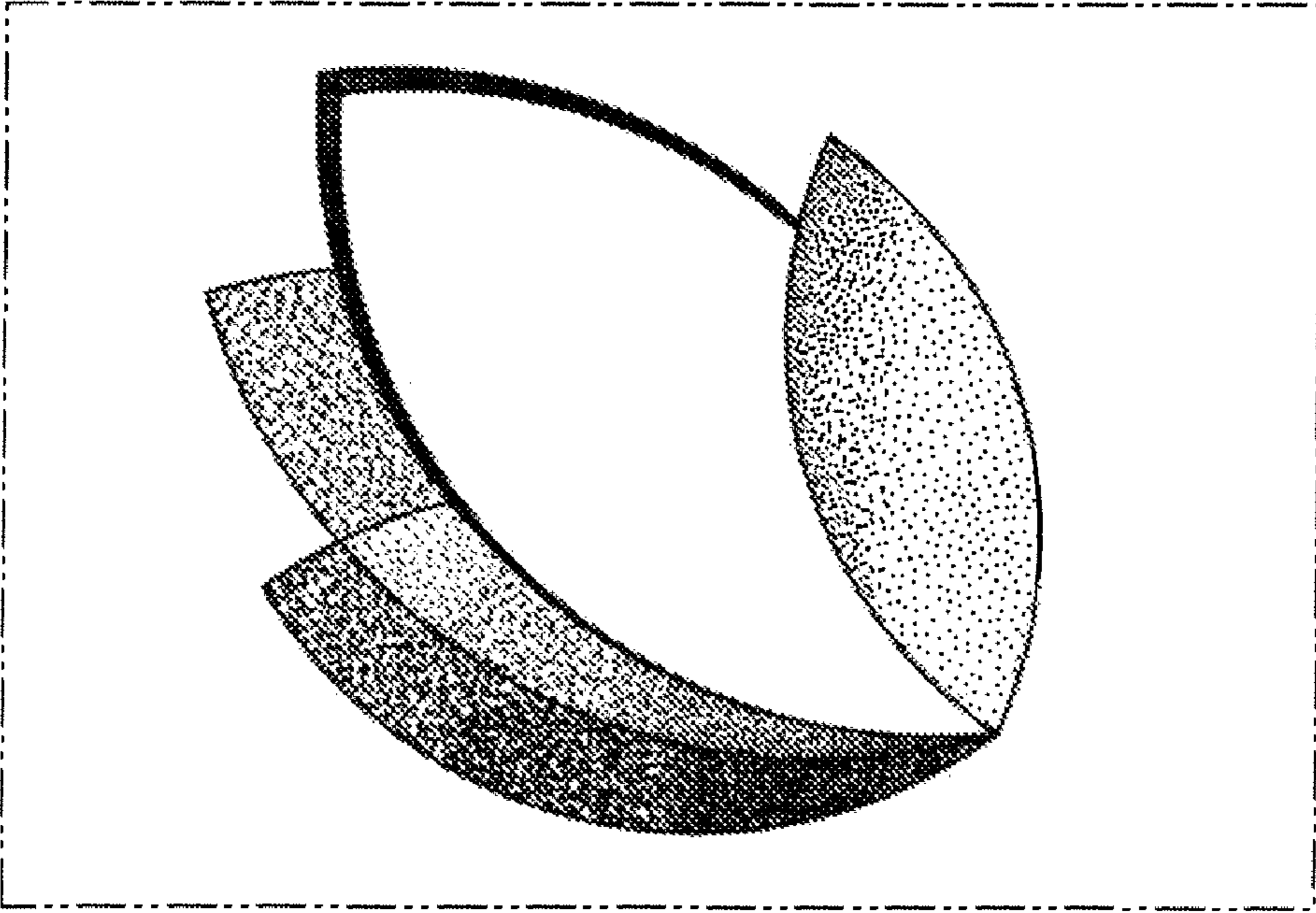



Fig. 2




**Fig. 5**



**Fig. 4**



**Fig. 7**



**Fig. 6**