



US00D605484S

(12) **United States Design Patent**
Aglassinger

(10) **Patent No.:** **US D605,484 S**

(45) **Date of Patent:** **** Dec. 8, 2009**

(54) **ELECTRIC DRILL**

(75) Inventor: **Hans-Peter Aglassinger**, Esslingen (DE)

(73) Assignee: **Robert Bosch GmbH**, Stuttgart (DE)

(**) Term: **14 Years**

(21) Appl. No.: **29/331,126**

(22) Filed: **Jan. 21, 2009**

(30) **Foreign Application Priority Data**

Oct. 29, 2008 (EM) 001030027

(51) **LOC (9) Cl.** **08-01**

(52) **U.S. Cl.** **D8/68**

(58) **Field of Classification Search** D8/61-69;
81/57.11, 429, 464, 465, 466, 469, 489; 173/13,
173/169, 178, 213, 217; 227/8, 114, 120,
227/130, 136, 142; 310/50; 408/20, 124,
408/125, 234, 241 R; 451/358

See application file for complete search history.

(56) **References Cited**

U.S. PATENT DOCUMENTS

6,729,414 B2 * 5/2004 Cooper et al. 173/217
D533,419 S * 12/2006 Aglassinger D8/68
D534,405 S * 1/2007 Concari D8/68
D540,135 S * 4/2007 Okuda D8/68
D563,185 S * 3/2008 Concari D8/68

D566,506 S * 4/2008 Aglassinger D8/68
D567,614 S * 4/2008 Okuda D8/68
7,469,753 B2 * 12/2008 Klemm et al. 173/178
D587,545 S * 3/2009 Hayakawa et al. D8/68
D587,546 S * 3/2009 Wright D8/68
D588,429 S * 3/2009 Misaki et al. D8/68
D592,478 S * 5/2009 Wright D8/68
D593,388 S * 6/2009 Hayakawa et al. D8/68

* cited by examiner

Primary Examiner—Antoine D Davis

(74) *Attorney, Agent, or Firm*—Victor A. Henzi

(57) **CLAIM**

The ornamental design for the electric drill, as shown and described.

DESCRIPTION

FIG. 1 is a front left perspective view of the electric drill;

FIG. 2 is a front elevational view thereof;

FIG. 3 is a left elevational view thereof;

FIG. 4 is a rear elevational view thereof;


FIG. 5 is right elevational view a thereof;

FIG. 6 is a top plan view thereof; and,

FIG. 7 is a bottom plan view thereof.

The broken lines showing various portions of the electric drill form no part of the claimed design.

1 Claim, 7 Drawing Sheets



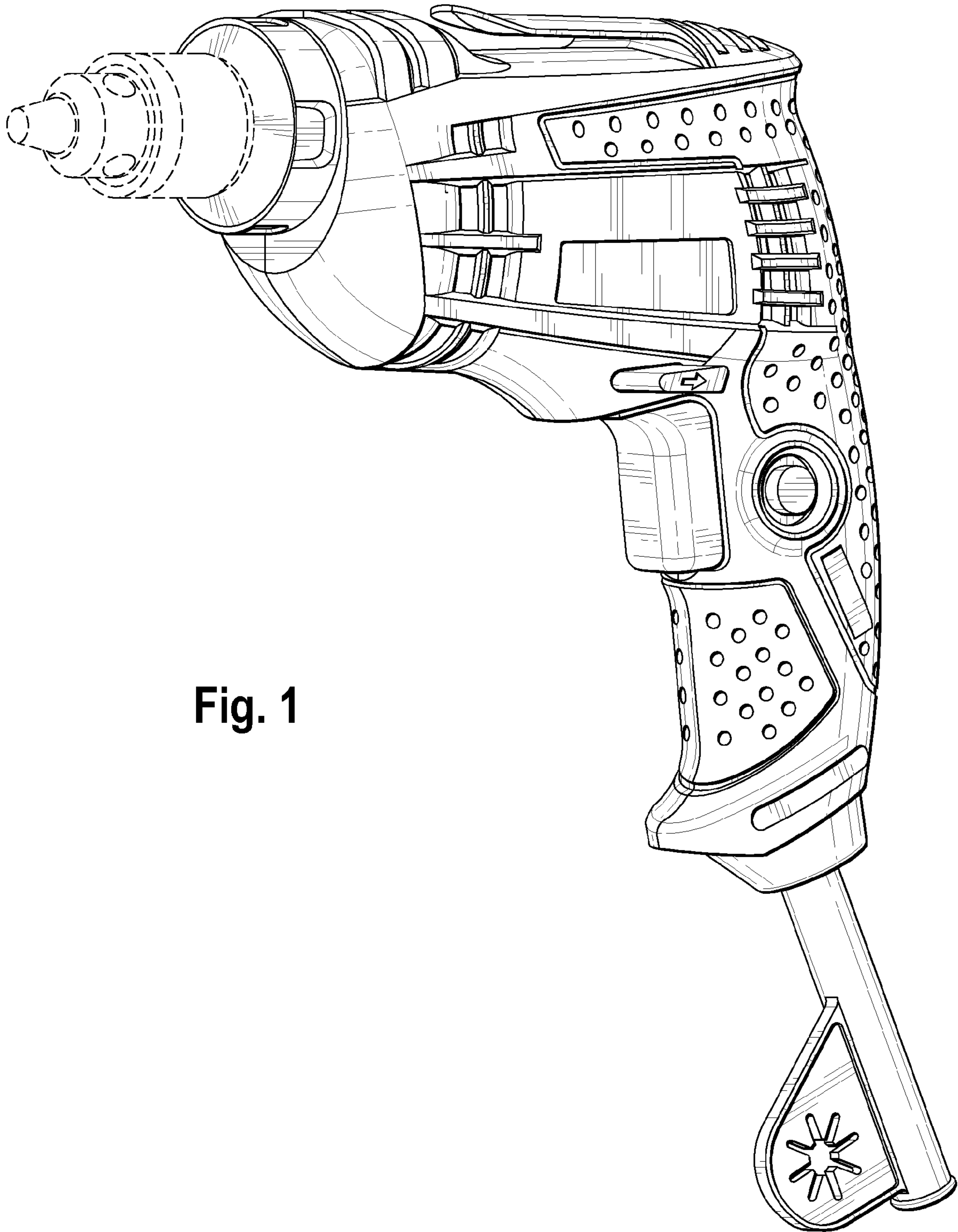


Fig. 1

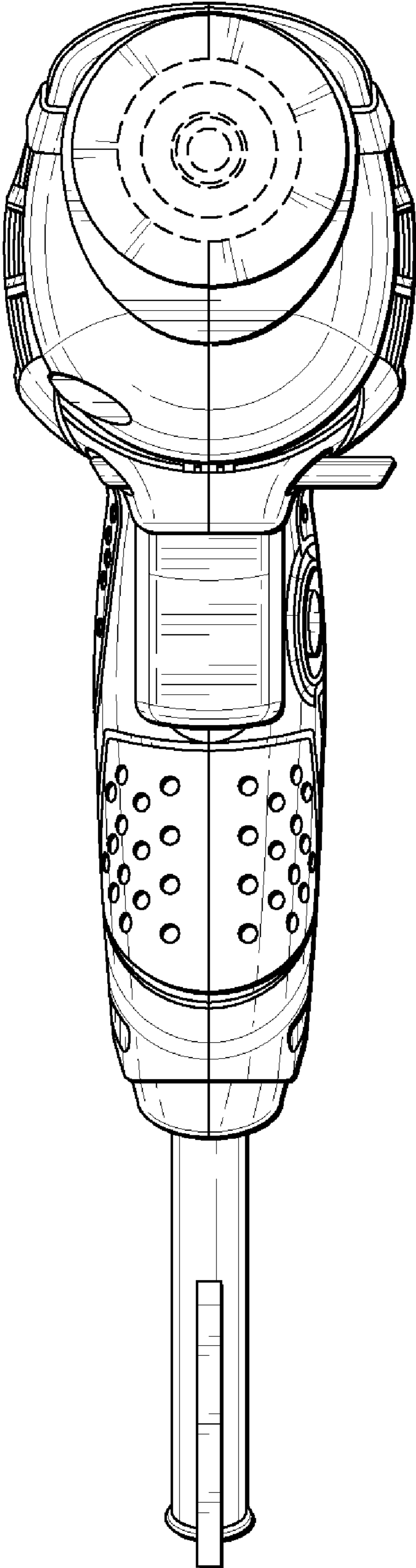


Fig. 2

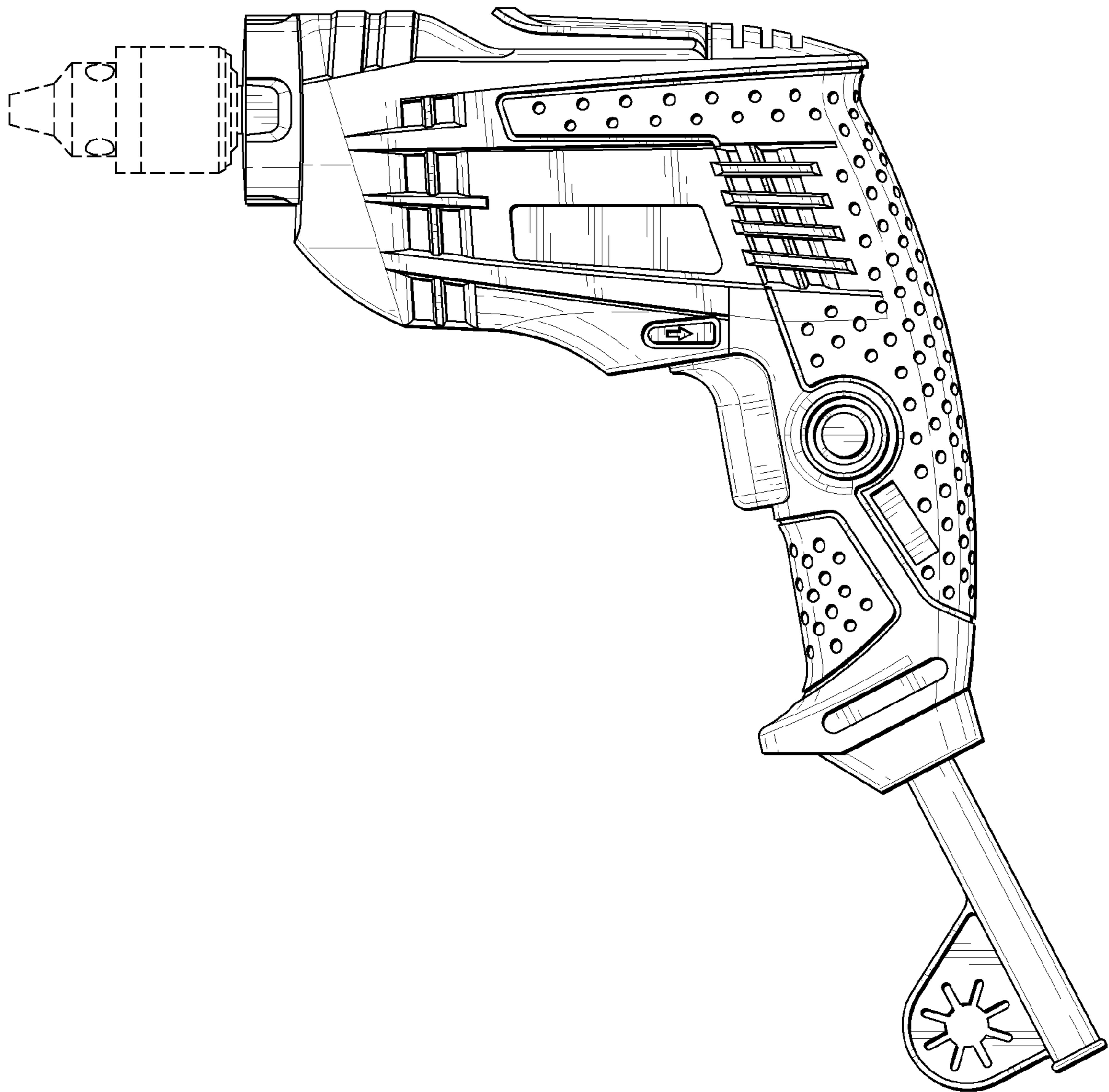


Fig. 3

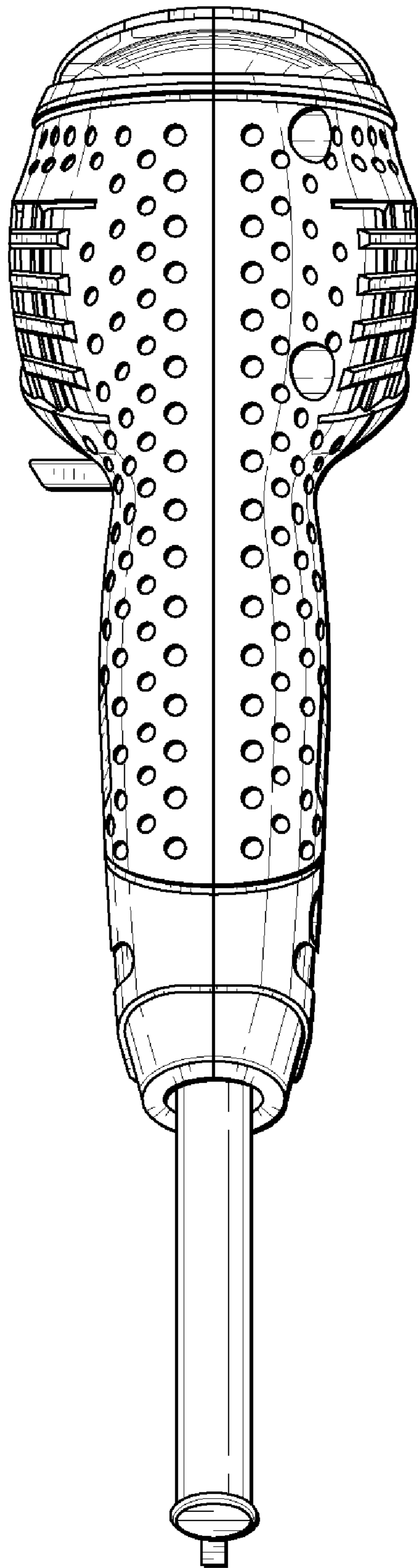


Fig. 4

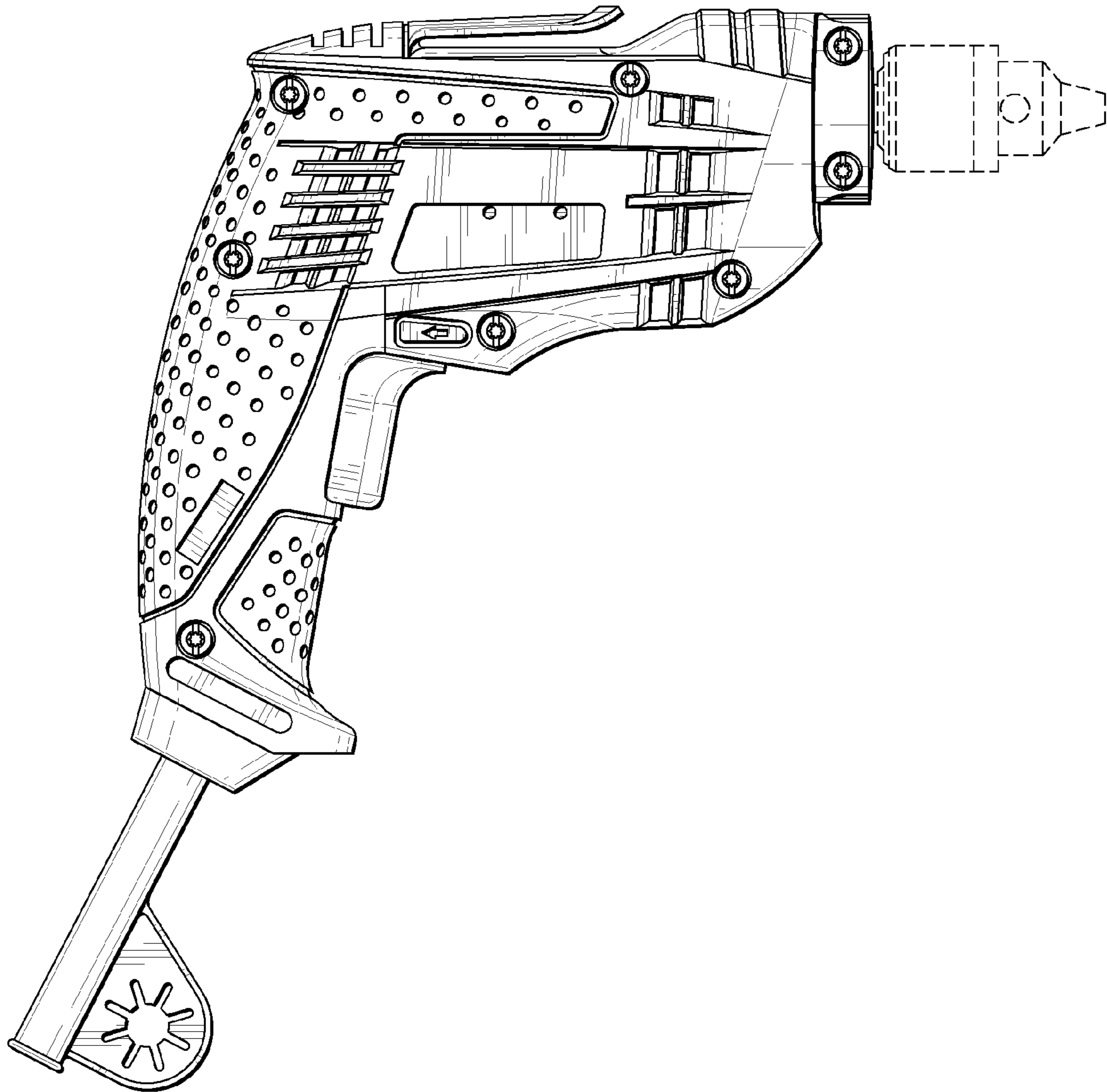


Fig. 5

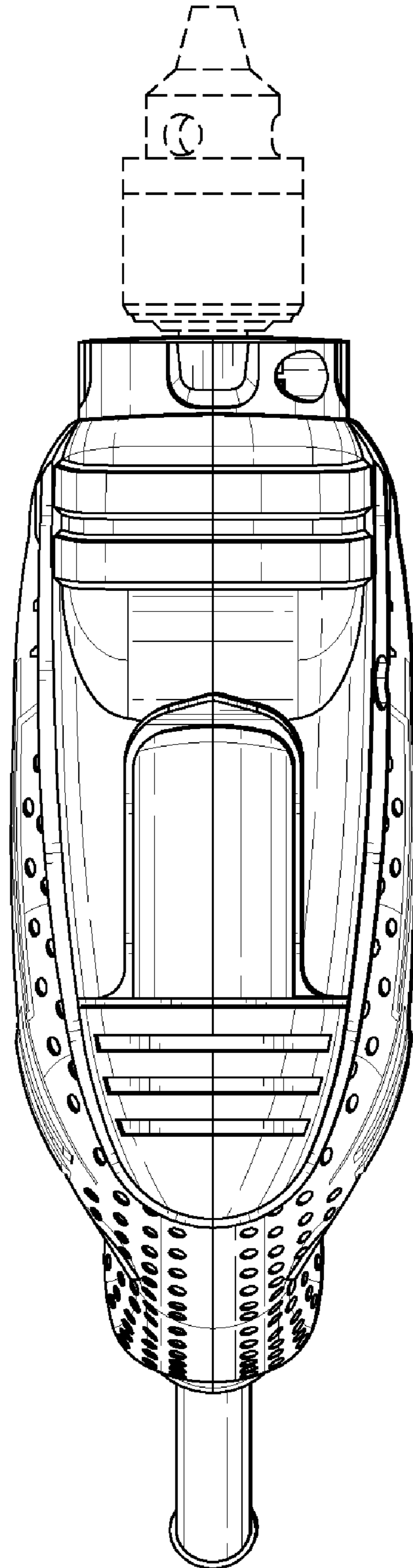


Fig. 6

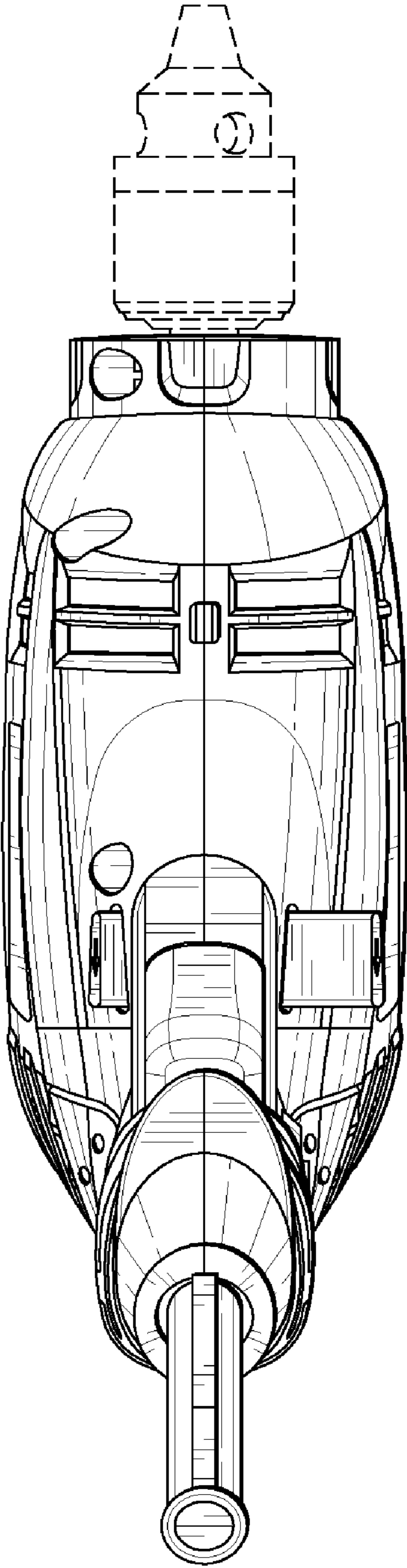


Fig. 7