



US00D605477S

(12) **United States Design Patent**
Shane-Schuldt

(10) **Patent No.:** **US D605,477 S**
(45) **Date of Patent:** **** Dec. 8, 2009**

(54) **SPOON**

D577,264 S * 9/2008 Shane-Schuldt D7/653

(75) Inventor: **Diane Shane-Schuldt**, Sherrill, NY (US)

* cited by examiner

(73) Assignee: **Oneida, Ltd.**, Oneida, NY (US)

Primary Examiner—Caron Veynar

Assistant Examiner—Ricky Pham

(**) Term: **14 Years**

(74) *Attorney, Agent, or Firm*—Marjama Muldoon Blasiak & Sullivan LLP

(21) Appl. No.: **29/341,509**

(22) Filed: **Aug. 6, 2009**

(51) **LOC (9) Cl.** **07-03**

(52) **U.S. Cl.** **D7/653**

(58) **Field of Classification Search** D7/368,
D7/395, 401.2, 642–646, 649–654, 660–669,
D7/675–676, 683, 688–692, 695–696; 30/137,
30/141–143, 147–150, 322–327, 329, 340,
30/342–346; 416/70 R

See application file for complete search history.

(56) **References Cited**

U.S. PATENT DOCUMENTS

D15,808 S *	2/1885	Shiebler	D7/653
D296,508 S *	7/1988	Manderfield	D7/661
D489,942 S *	5/2004	Shane-Schuldt	D7/653
D534,398 S *	1/2007	Shane-Schuldt	D7/653
D545,141 S *	6/2007	Shane-Schuldt	D7/653
D545,143 S *	6/2007	Shane-Schuldt	D7/653

(57) **CLAIM**

The ornamental design for a spoon, as shown and described.

DESCRIPTION

FIG. 1 is a top plan view of a spoon, illustrating my new Design;

FIG. 2 is a right side view thereof, the left side view being a mirror image thereof;

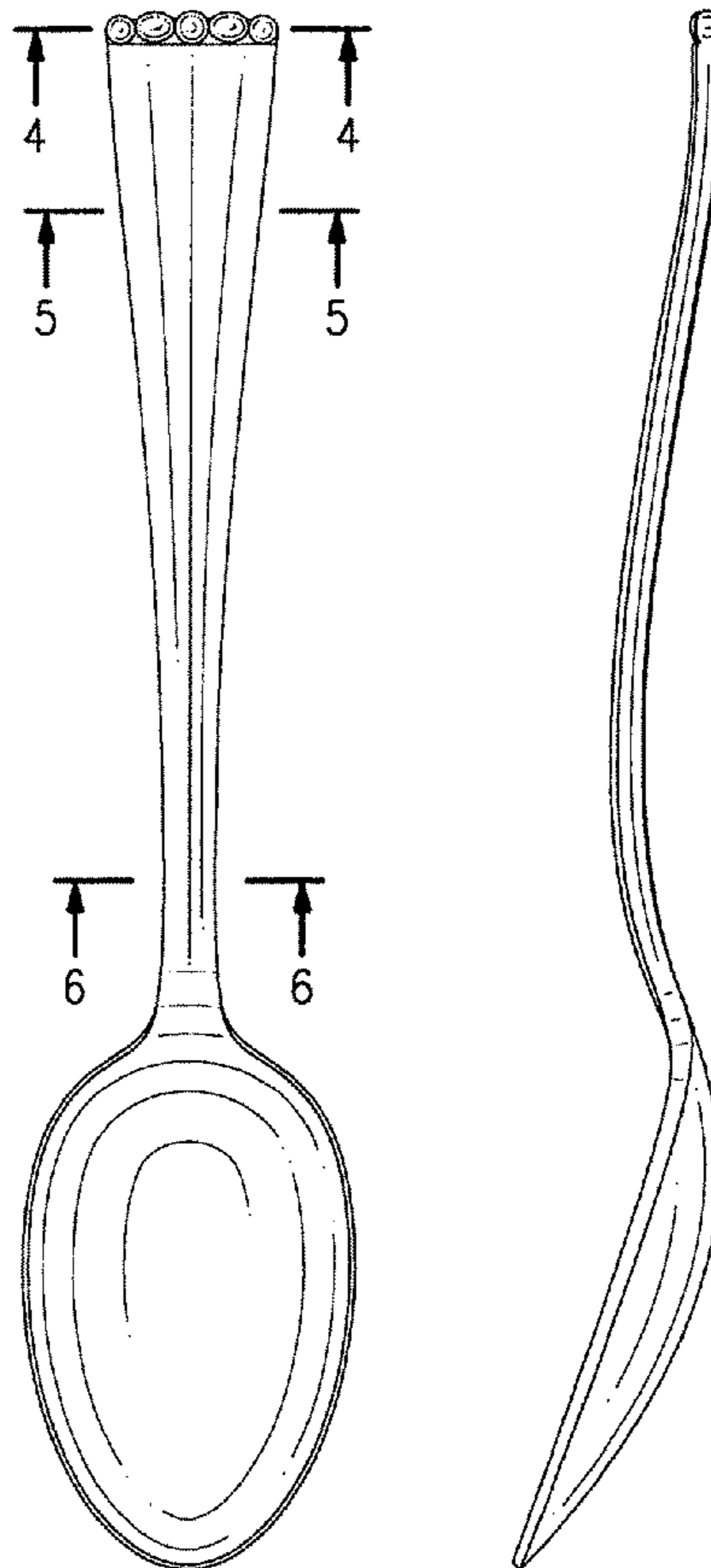
FIG. 3 is a bottom view thereof;

FIG. 4 is a cross-sectional view taken through line 4—4 of FIG. 1;

FIG. 5 is a cross-sectional view taken through line 5—5 of FIG. 1; and,

FIG. 6 is a cross-sectional view taken through line 6—6 of FIG. 1.

1 Claim, 1 Drawing Sheet



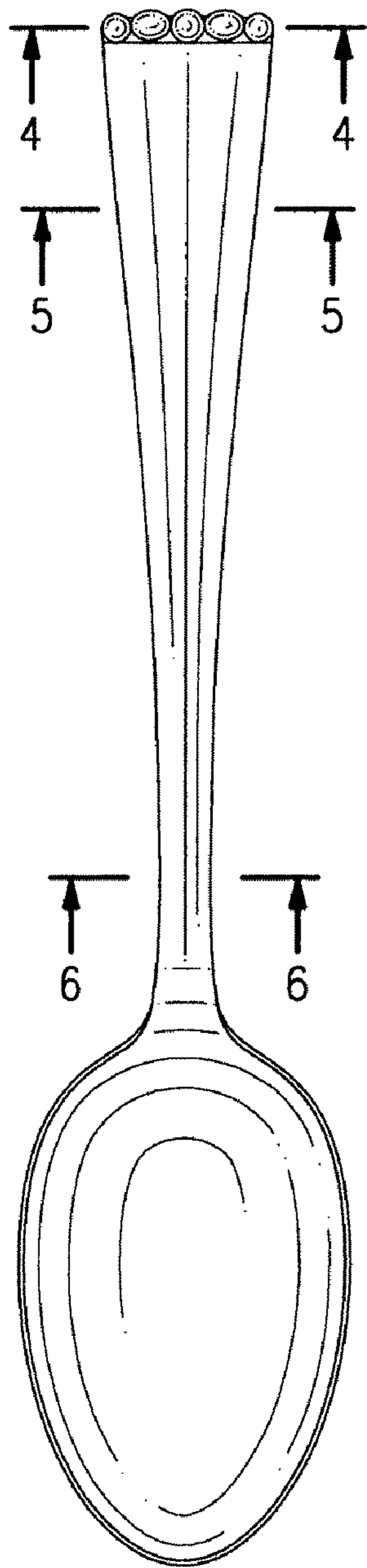


FIG. 1

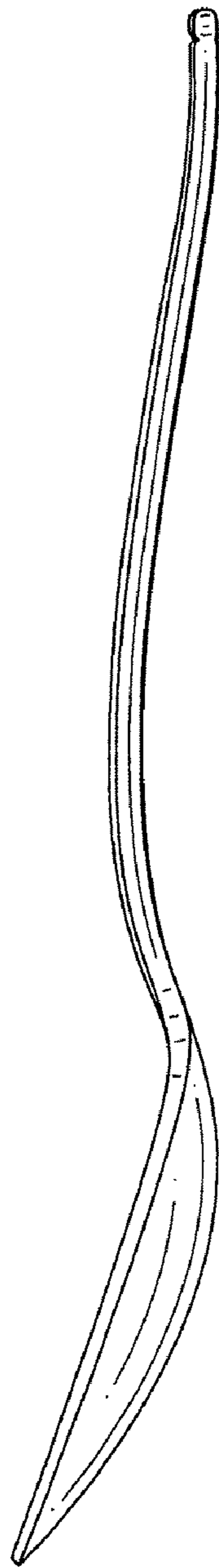


FIG. 2

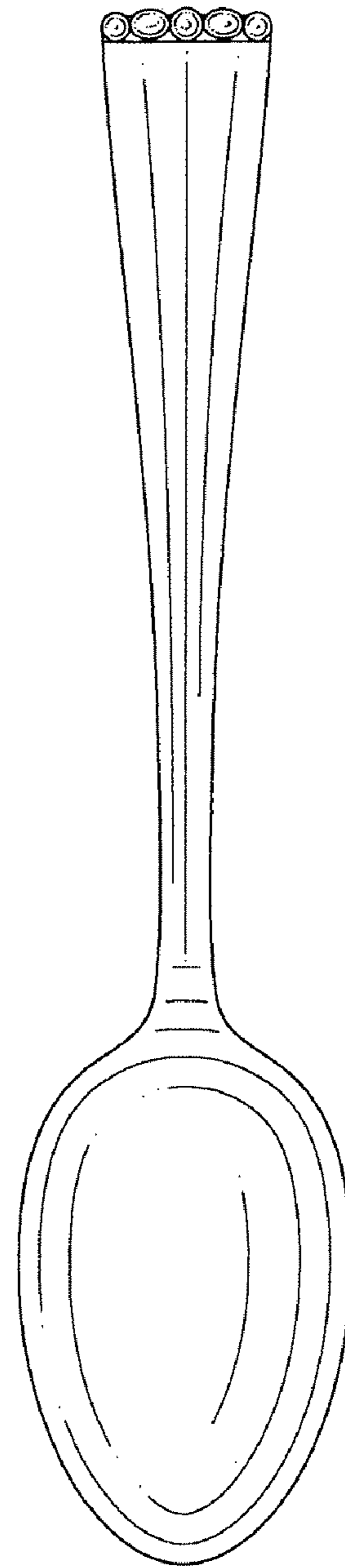


FIG. 3



FIG. 4



FIG. 5



FIG. 6