



US00D605476S

(12) **United States Design Patent**  
**Shane-Schuldt**

(10) **Patent No.:** **US D605,476 S**  
(45) **Date of Patent:** **\*\* Dec. 8, 2009**

(54) **SPOON**

D489,580 S \* 5/2004 Shane-Schuldt ..... D7/653  
D594,715 S \* 6/2009 Shane-Schuldt ..... D7/653

(75) Inventor: **Diane Shane-Schuldt**, Sherrill, NY (US)

\* cited by examiner

(73) Assignee: **Oneida, Ltd.**, Oneida, NY (US)

*Primary Examiner*—Caron Veynar

(\*\*) Term: **14 Years**

*Assistant Examiner*—Ricky Pham

(21) Appl. No.: **29/341,439**

(74) *Attorney, Agent, or Firm*—Marjama Muldoon Blasiak & Sullivan LLP

(22) Filed: **Aug. 5, 2009**

(57) **CLAIM**

(51) **LOC (9) Cl.** ..... **07-03**

The ornamental design for a spoon, as shown and described.

(52) **U.S. Cl.** ..... **D7/653**

**DESCRIPTION**

(58) **Field of Classification Search** ..... D7/368,  
D7/395, 401.2, 642-646, 649-654, 660-669,  
D7/675-676, 683, 688-692, 695-696; 30/137,  
30/141-143, 147-150, 322-327, 329, 340,  
30/342-346; 416/70 R

FIG. 1 is a top plan view of a spoon, illustrating my new design;

FIG. 2 is a right side view thereof, the left side view being a mirror image;

See application file for complete search history.

FIG. 3 is a bottom view thereof;

(56) **References Cited**

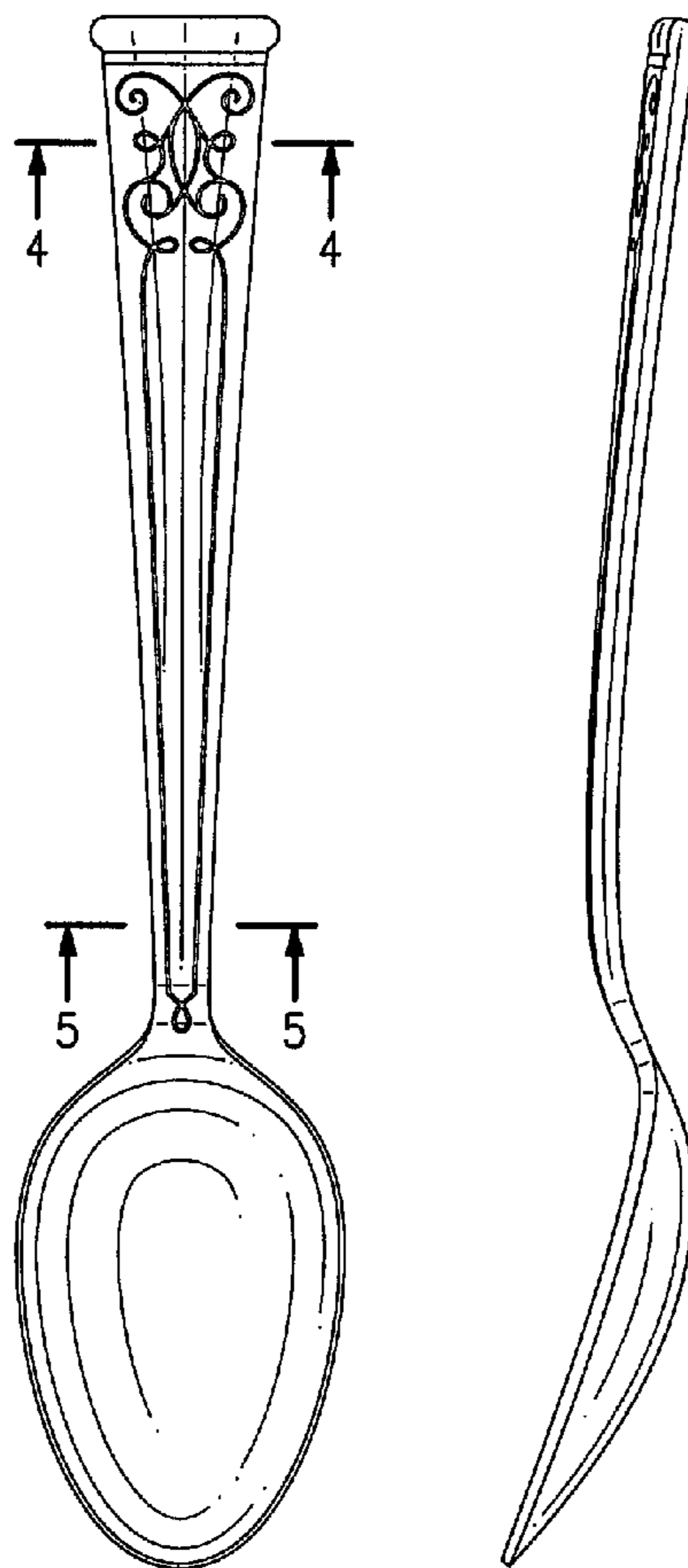
FIG. 4 is a cross-sectional view taken through line 4-4 of FIG. 1; and,

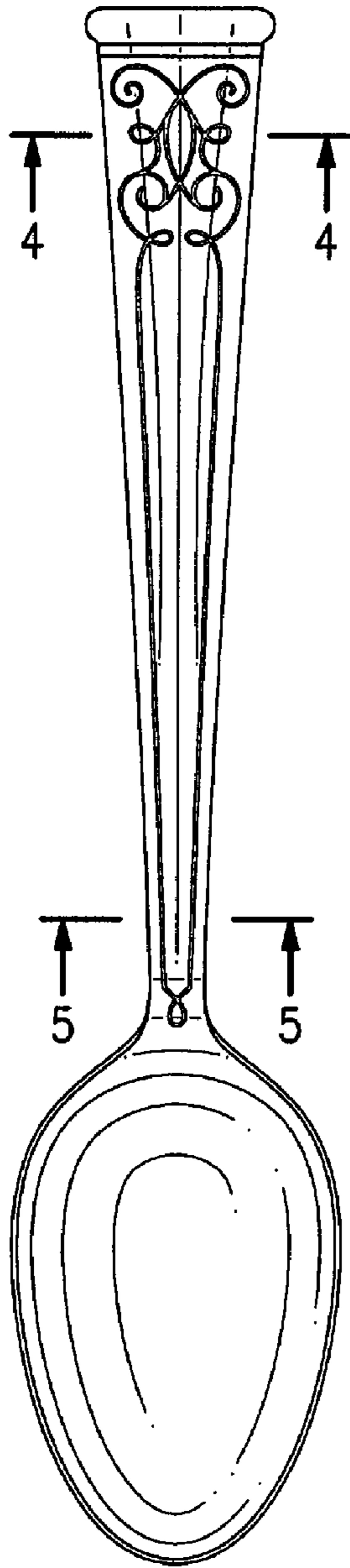
**U.S. PATENT DOCUMENTS**

FIG. 5 is a cross-sectional view taken through line 5-5 of FIG. 1.


- D115,632 S \* 7/1939 Schulgasser ..... D7/660
- D138,564 S \* 8/1944 Warren ..... D7/653
- D226,460 S \* 3/1973 Siebel ..... D7/660
- D248,439 S \* 7/1978 Siebel ..... D7/653

**1 Claim, 1 Drawing Sheet**

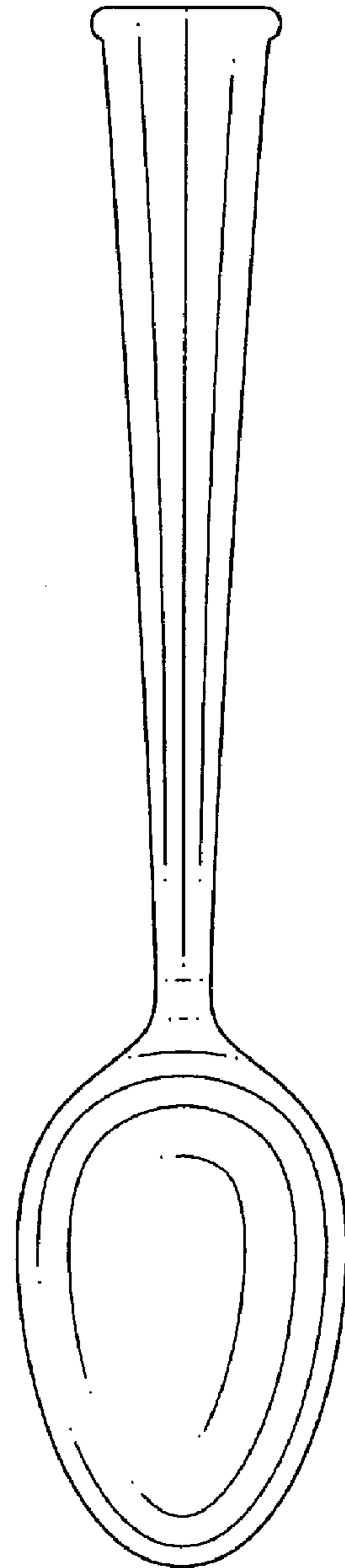




**FIG. 1**



**FIG. 2**



**FIG. 3**



**FIG. 4**



**FIG. 5**