



US00D605474S

(12) **United States Design Patent**
Shane-Schuldt

(10) **Patent No.:** **US D605,474 S**
(45) **Date of Patent:** **** Dec. 8, 2009**

(54) **SPOON**

D489,945 S * 5/2004 Shane-Schuldt D7/653

(75) Inventor: **Diane Shane-Schuldt**, Sherrill, NY (US)

* cited by examiner

(73) Assignee: **Oneida, Ltd.**, Oneida, NY (US)

Primary Examiner—Caron Veynar

Assistant Examiner—Ricky Pham

(**) Term: **14 Years**

(74) *Attorney, Agent, or Firm*—Marjama Muldoon Blasiak & Sullivan LLP

(21) Appl. No.: **29/341,434**

(22) Filed: **Aug. 5, 2009**

(57) **CLAIM**

The ornamental design for a spoon, as shown and described.

(51) **LOC (9) Cl.** **07-03**

(52) **U.S. Cl.** **D7/653**

DESCRIPTION

(58) **Field of Classification Search** D7/368,
D7/395, 401.2, 642-646, 649-654, 660-669,
D7/675-676, 683, 688-692, 695-696; 30/137,
30/141-143, 147-150, 322-327, 329, 340,
30/342-346; 416/70 R

FIG. 1 is a top plan view of a spoon, illustrating my new Design;

FIG. 2 is a right side view thereof, the left side view being a mirror image thereof;

See application file for complete search history.

FIG. 3 is a bottom view thereof;

(56) **References Cited**

FIG. 4 is a cross-sectional view taken through line 4-4 of FIG. 1;

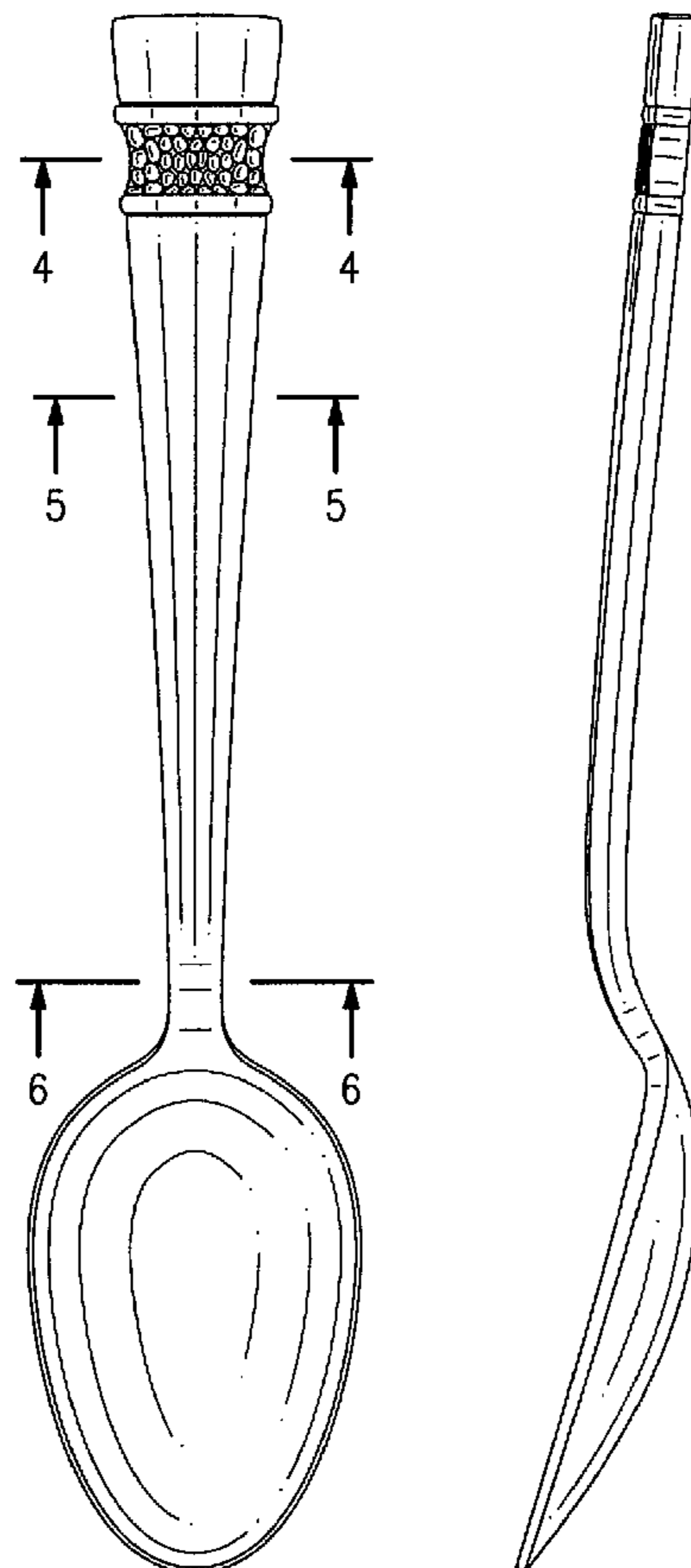
U.S. PATENT DOCUMENTS

FIG. 5 is a cross-sectional view taken through line 5-5 of FIG. 1; and,

D116,439 S *	9/1939	Allen et al.	D7/662
D185,679 S *	7/1959	Rector	D7/662
D226,460 S *	3/1973	Siebel	D7/660
D248,439 S *	7/1978	Siebel	D7/653
D489,580 S *	5/2004	Shane-Schuldt	D7/653
D489,581 S *	5/2004	Shane-Schuldt	D7/653

FIG. 6 is a cross-sectional view taken through line 6-6 of FIG. 1.

1 Claim, 1 Drawing Sheet



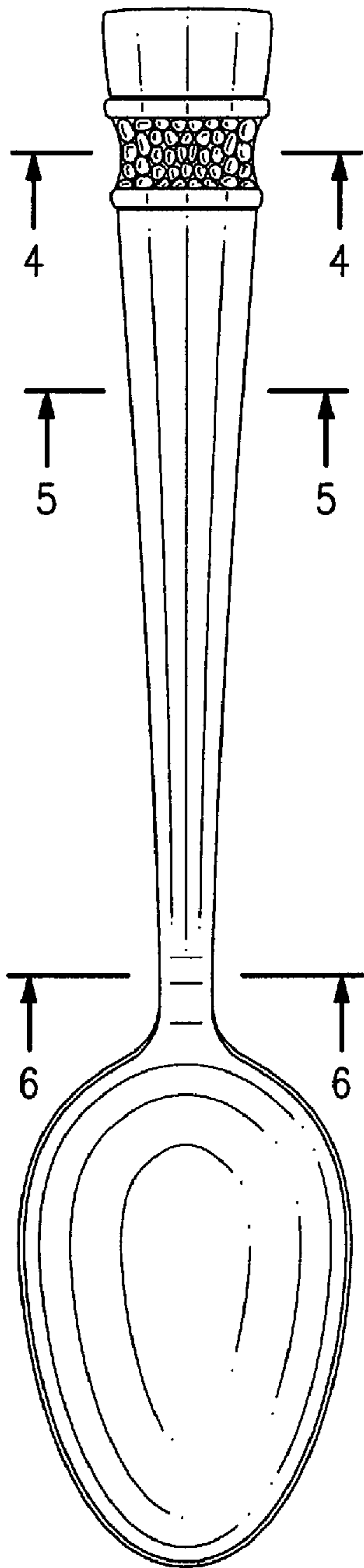


FIG. 1




FIG. 2

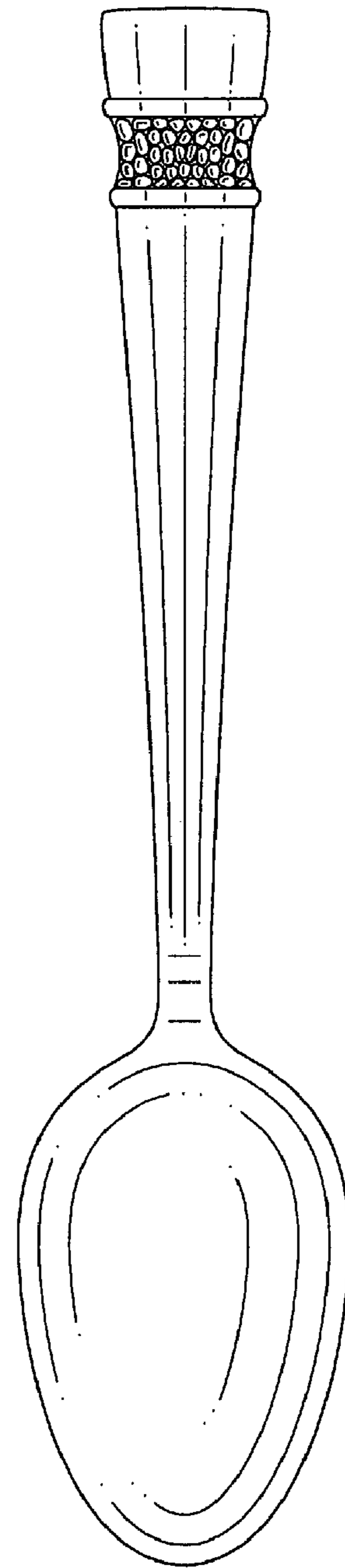


FIG. 3



FIG. 4



FIG. 5



FIG. 6