



US00D605458S

(12) **United States Design Patent**  
**Busalt et al.**

(10) **Patent No.:** **US D605,458 S**

(45) **Date of Patent:** **\*\* Dec. 8, 2009**

(54) **COOKTOP**

D451,332 S \* 12/2001 Busalt ..... D7/346  
D462,866 S \* 9/2002 Resuello et al. .... D7/346  
D563,715 S \* 3/2008 Grey et al. .... D7/346

(75) Inventors: **Gerhard Busalt**, Altenmarkt/Alz (DE);  
**Peter Hamm**, Trostberg (DE); **Graham Sadtler**, New Bern, NC (US)

\* cited by examiner

(73) Assignee: **BSH Home Appliances Corporation**,  
Huntington Beach, CA (US)

*Primary Examiner*—Catherine R Oliver  
(74) *Attorney, Agent, or Firm*—James E. Howard; Andre Pallapies

(\*\*) Term: **14 Years**

(21) Appl. No.: **29/294,931**

(57) **CLAIM**

(22) Filed: **Jan. 31, 2008**

The ornamental design for a cooktop, as shown and described.

(51) **LOC (9) Cl.** ..... **07-02**

**DESCRIPTION**

(52) **U.S. Cl.** ..... **D7/346**

FIG. 1 is a perspective view of a cooktop showing our ornamental design;

(58) **Field of Classification Search** ..... D7/346,  
D7/347, 402, 407–409; 126/39 B, 211, 217–218,  
126/214 C, 214 R, 215–216, 152 R; 219/460.1,  
219/506

FIG. 2 is a top plan view thereof;

FIG. 3 is a left view thereof;

See application file for complete search history.

FIG. 4 is a right view thereof;

FIG. 5 is a front view thereof; and,


FIG. 6 is a rear view thereof.

(56) **References Cited**

**U.S. PATENT DOCUMENTS**

**1 Claim, 2 Drawing Sheets**

D384,239 S \* 9/1997 Wilsdorf ..... D7/346






Fig. 1




Fig. 2




Fig. 3



Fig. 4




Fig. 5




Fig. 6