



US00D605424S

(12) **United States Design Patent**
Lovegrove

(10) **Patent No.:** **US D605,424 S**

(45) **Date of Patent:** **** Dec. 8, 2009**

(54) **CREDENZA**

D502,337 S * 3/2005 Mohundro D6/446

(75) Inventor: **Ross Lovegrove**, London (GB)

* cited by examiner

(73) Assignee: **Knoll, Inc.**, East Greenville, PA (US)

Primary Examiner—Mimosa De

(**) Term: **14 Years**

(74) *Attorney, Agent, or Firm*—Buchanan Ingersoll & Rooney PC

(21) Appl. No.: **29/307,612**

(57) **CLAIM**

(22) Filed: **Apr. 30, 2008**

The ornamental design for a credenza, as shown and described.

(51) **LOC (9) Cl.** **06-04**

(52) **U.S. Cl.** **D6/445**

(58) **Field of Classification Search** D6/436-448;
312/114, 198, 204, 224, 257.1, 278, 279
See application file for complete search history.

DESCRIPTION

FIG. 1 is a perspective view of a credenza showing my new design;

FIG. 2 is a front elevational view thereof;

FIG. 3 is a rear elevational view thereof;

FIG. 4 is a right side elevational view thereof;

FIG. 5 is a left side elevational view thereof;

FIG. 6 is a top plan view thereof; and,

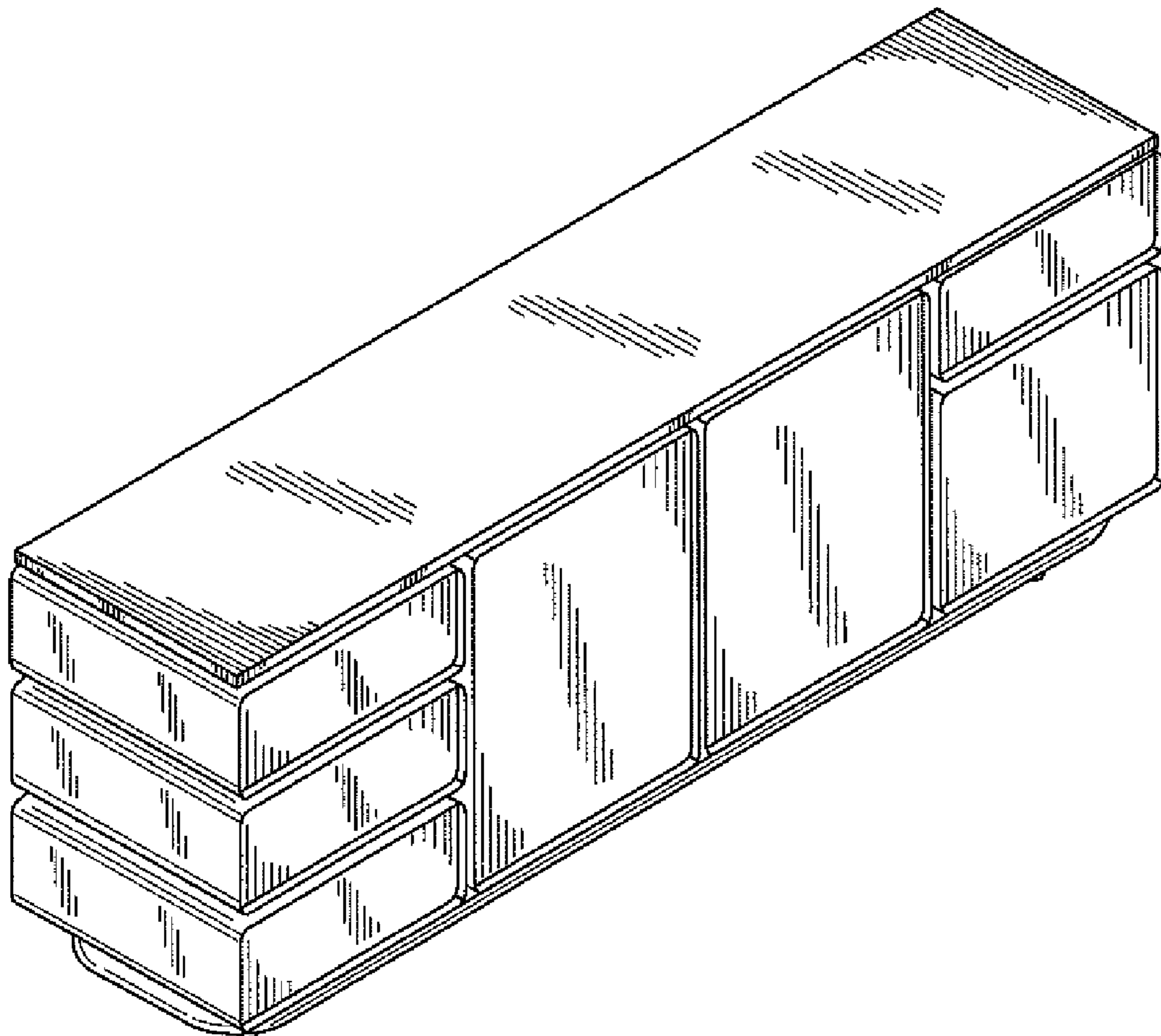
FIG. 7 is a bottom plan view thereof.

(56) **References Cited**

U.S. PATENT DOCUMENTS

D273,923 S *	5/1984	Matthias	D6/445
D275,350 S *	9/1984	Thompson	D6/446
D284,719 S *	7/1986	Keller	D6/446
D312,738 S *	12/1990	Newhouse	D6/446
5,090,784 A *	2/1992	Battista	312/204
D336,392 S *	6/1993	Whalen	D6/446

1 Claim, 4 Drawing Sheets



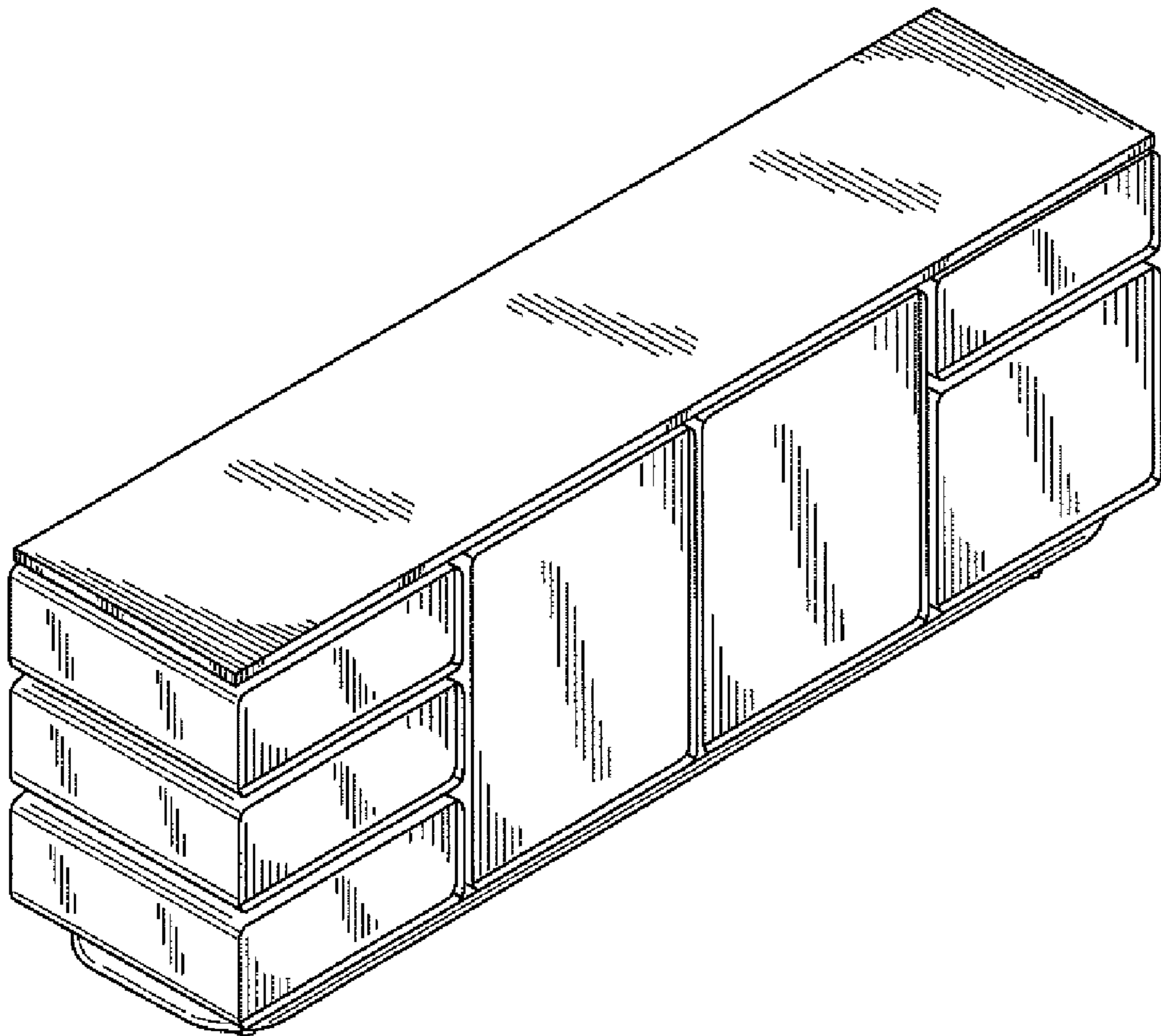


FIG. 1

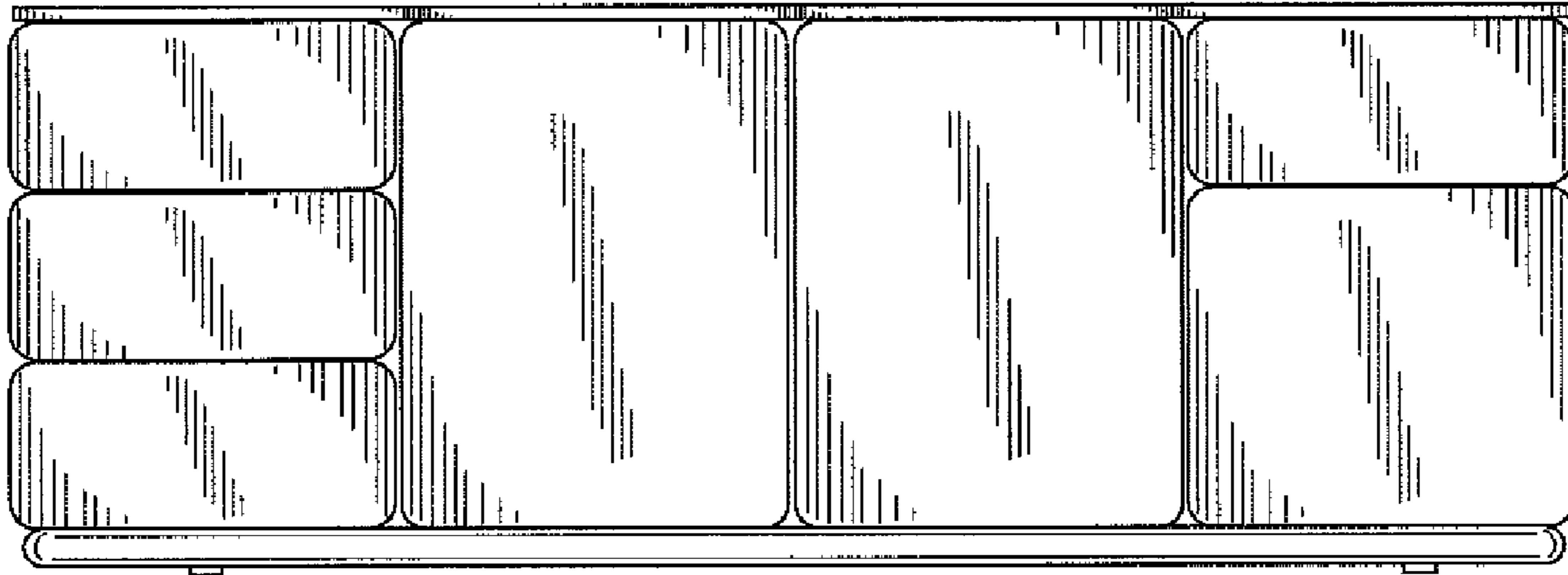


FIG. 2

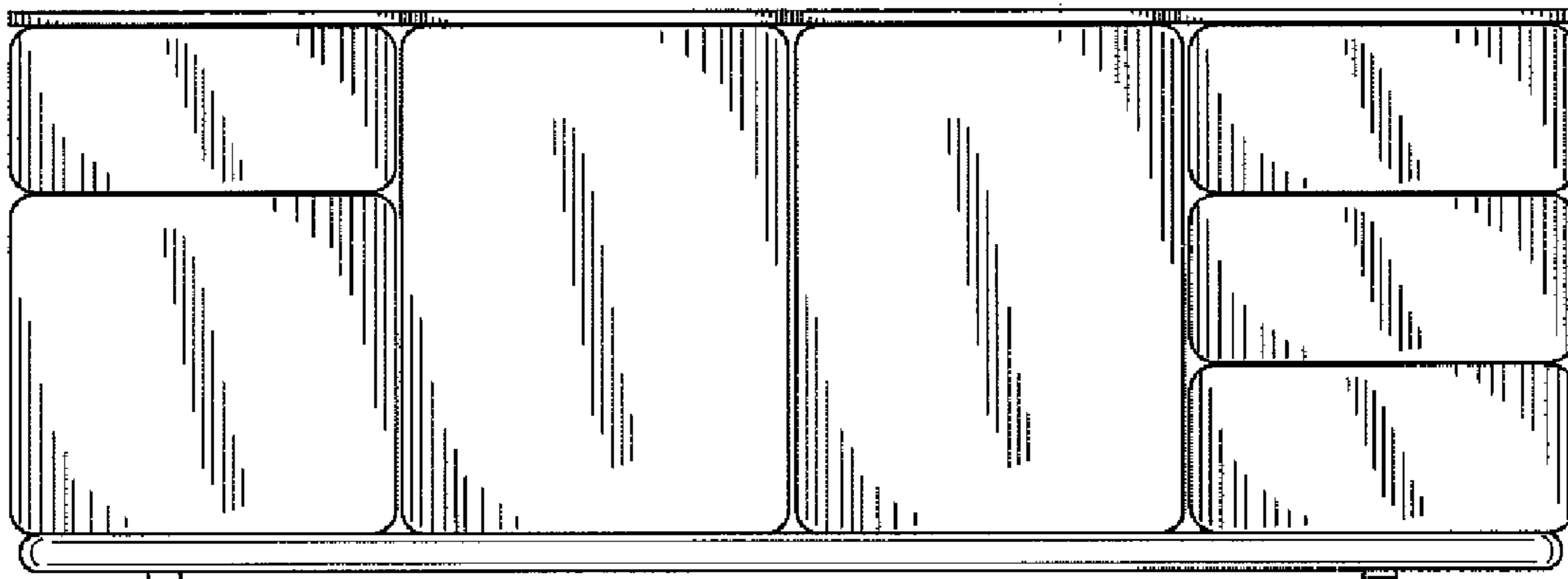


FIG. 3




FIG. 4




FIG. 5




FIG. 6

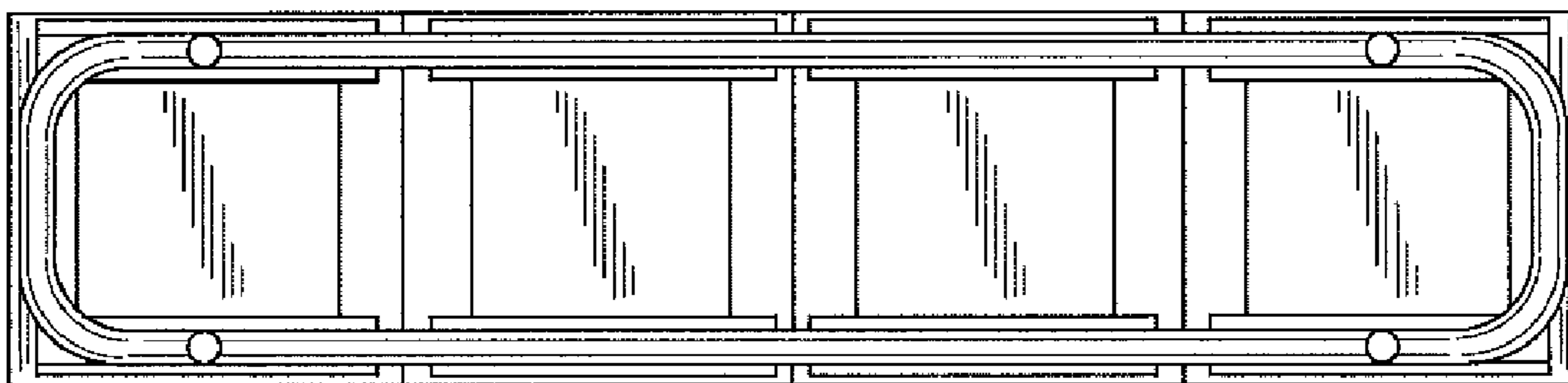


FIG. 7