



US00D605404S

(12) **United States Design Patent**  
**Kyono et al.**

(10) **Patent No.:** **US D605,404 S**  
(45) **Date of Patent:** **\*\* Dec. 8, 2009**

(54) **PLEATED BAG**

(75) Inventors: **Kunikazu Kyono**, Awara (JP); **Naomi Kyono**, Awara (JP); **Azusa Kyono**, Awara (JP)

(73) Assignee: **Knaplus Corporation**, Fukui (JP)

(\*\*) Term: **14 Years**

(21) Appl. No.: **29/323,028**

(22) Filed: **Aug. 15, 2008**

(30) **Foreign Application Priority Data**

Mar. 12, 2008 (EM) ..... 000904628

(51) **LOC (9) Cl.** ..... **03-01**

(52) **U.S. Cl.** ..... **D3/303**

(58) **Field of Classification Search** ..... D3/232-233,  
D3/245-246, 282, 303; 150/100, 103, 106-110,  
150/112, 117-119; 383/4, 6, 10, 97, 8  
See application file for complete search history.

(56) **References Cited**

**U.S. PATENT DOCUMENTS**

D96,634 S *	8/1935	Thucaky	.....	D3/232
D120,586 S *	5/1940	Hall	.....	D2/874
D218,374 S *	8/1970	Kuroda	.....	D3/303
D223,788 S *	6/1972	Corridon	.....	D3/243
D423,216 S *	4/2000	Medeiros	.....	D3/303
D452,814 S *	1/2002	Furuta	.....	D9/704
D472,388 S *	4/2003	Vazquez	.....	D3/303
D472,709 S *	4/2003	Vazquez	.....	D3/303
D479,397 S *	9/2003	Galliano	.....	D3/246
D514,894 S *	2/2006	Martinez	.....	D7/606

**OTHER PUBLICATIONS**

[http://www.jetro.org/trends/design\\_meets\\_craft\\_9\\_2008.php](http://www.jetro.org/trends/design_meets_craft_9_2008.php)  
Snagged Apr. 10, 2009.\*

<http://knaplus.com/en/> Downloaded Apr. 10, 2009.\*

\* cited by examiner

*Primary Examiner*—Philip S Hyder

*Assistant Examiner*—Roselynn Cody

(74) *Attorney, Agent, or Firm*—Cermak Kenealy Vaidya & Nakajima LLP

(57) **CLAIM**

The ornamental design for a pleated bag, as shown and described.

**DESCRIPTION**

FIG. 1 is a front perspective view of a pleated bag showing our new design;

FIG. 2 is a top perspective view thereof as it would appear lying on a flat surface;

FIG. 3 is a right side perspective view thereof;

FIG. 4 is a left side perspective view thereof;

FIG. 5 is a rear perspective view thereof; and,

FIG. 6 is a bottom perspective view thereof as it would appear lying on a flat surface.

The broken lines in FIGS. 1, 3 and 6 are illustrative of environment and form no part of the claimed design.

All of the material from the OHIM application which is essential to the claimed design is included herein. Any material in the OHIM application which is not present herein forms no part of the claimed design.

**1 Claim, 6 Drawing Sheets**






FIG.1




FIG.2




FIG.3




FIG.4



FIG.5




FIG.6