



US00D605397S

(12) **United States Design Patent**
Shor et al.

(10) **Patent No.:** **US D605,397 S**
(45) **Date of Patent:** **** Dec. 8, 2009**

(54) **BACKPACK**

(76) Inventors: **Otniel Shor**, 7 Bluebell Rd., Colts Neck, NJ (US) 07722; **Elaine M. Shor**, 7 Bluebell Rd., Colts Neck, NJ (US) 07722

(**) Term: **14 Years**

(21) Appl. No.: **29/243,139**

(22) Filed: **Nov. 18, 2005**

Related U.S. Application Data

(62) Division of application No. 29/196,502, filed on Dec. 29, 2003, now Pat. No. Des. 517,320.

(51) **LOC (9) Cl.** **03-01**

(52) **U.S. Cl.** **D3/217; D3/216**

(58) **Field of Classification Search** D2/830;
D3/214, 215, 216, 217, 270; 224/153, 577,
224/578

See application file for complete search history.

(56) **References Cited**

U.S. PATENT DOCUMENTS

3,233,803	A *	2/1966	Gray	224/262
D284,332	S *	6/1986	Lowe et al.	D3/268
D323,237	S *	1/1992	Zoltie	D2/831
5,222,642	A *	6/1993	Solarz	224/191
D375,622	S *	11/1996	Croft	D3/217
5,632,429	A *	5/1997	Cantwell	224/630
5,649,658	A *	7/1997	Hoffman et al.	224/576
D387,198	S *	12/1997	Lehmann et al.	D3/217
5,706,992	A *	1/1998	Moor	224/657
D390,352	S *	2/1998	Lane	D3/216
D426,056	S *	6/2000	Gaines et al.	D3/217
D457,306	S *	5/2002	Szyf	D3/217
6,536,637	B1 *	3/2003	McLaughlin	224/148.3

D484,686	S *	1/2004	Nordstrom et al.	D3/217
D485,678	S *	1/2004	Haro	D3/217
D506,864	S *	7/2005	Fonfeder	D3/217
D508,315	S *	8/2005	Han	D3/217
D530,513	S *	10/2006	Oh	D3/279
D534,353	S *	1/2007	Hsieh	D3/279
D552,845	S *	10/2007	Shor et al.	D3/217
D553,349	S *	10/2007	Aliberti et al.	D3/216
D557,009	S *	12/2007	Elmberg et al.	D3/217
2005/0194413	A1 *	9/2005	Baker	224/153

* cited by examiner

Primary Examiner—Celia A Murphy

(74) *Attorney, Agent, or Firm*—Lawrence G. Fridman

(57) **CLAIM**

The ornamental design for a backpack, as shown and described.

DESCRIPTION

FIG. 1 is a front elevational view of a backpack showing our new design;

FIG. 2 is one side elevational view thereof;

FIG. 3 is another side elevational view thereof;

FIG. 4 is a top plan view thereof;

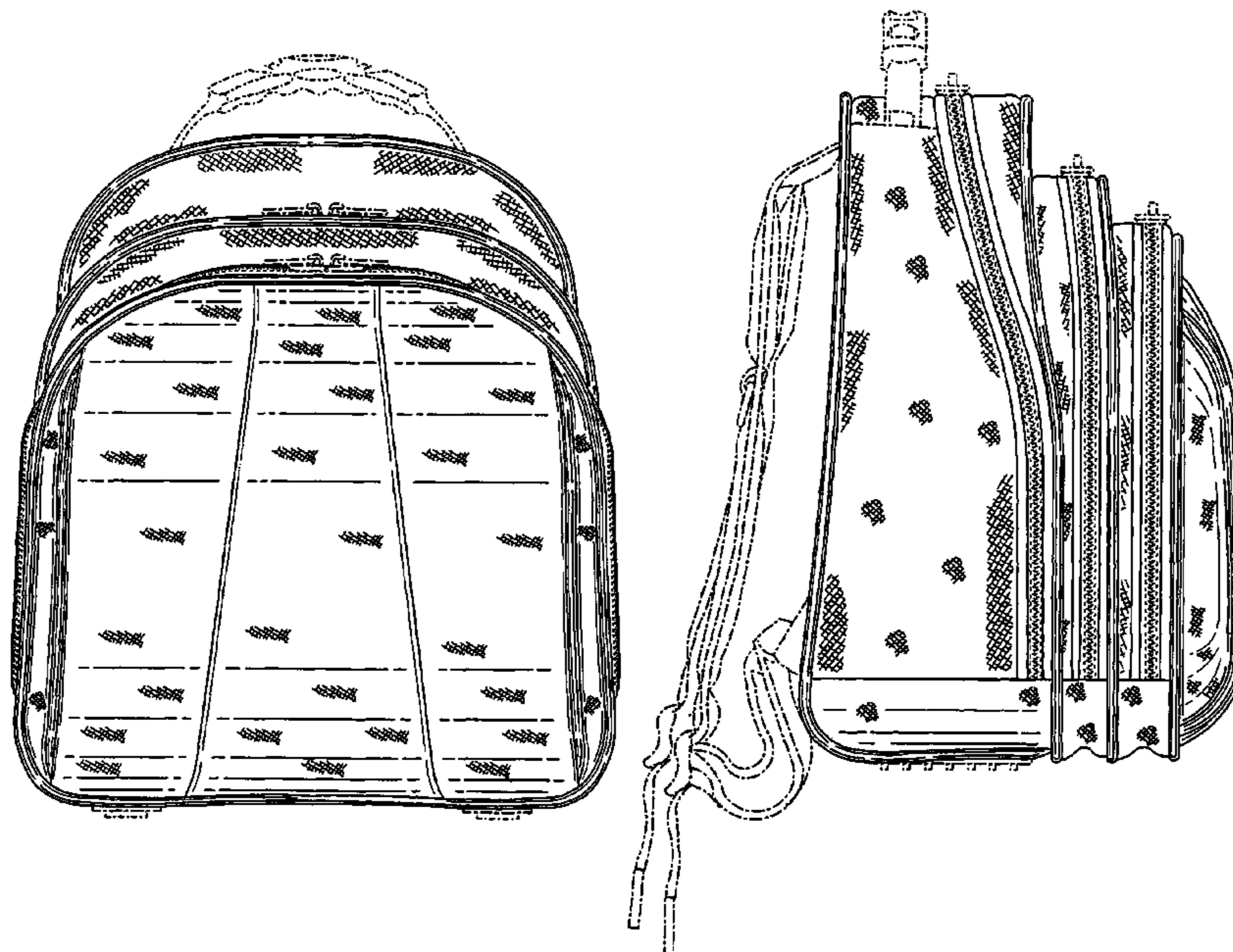
FIG. 5 is a bottom plan view thereof; and,

FIG. 6 is a perspective view thereof.

The broken lines showing a handle, bottom ridges, shoulder straps and fastener pulls illustrate the portions of the design that form no part of the claim. The broken lines on either side of the slide fastener teeth represent stitching.

The crisscross pattern of lines in the drawings represent material and is understood to be distributed uniformly over the surface of the backpack

1 Claim, 6 Drawing Sheets



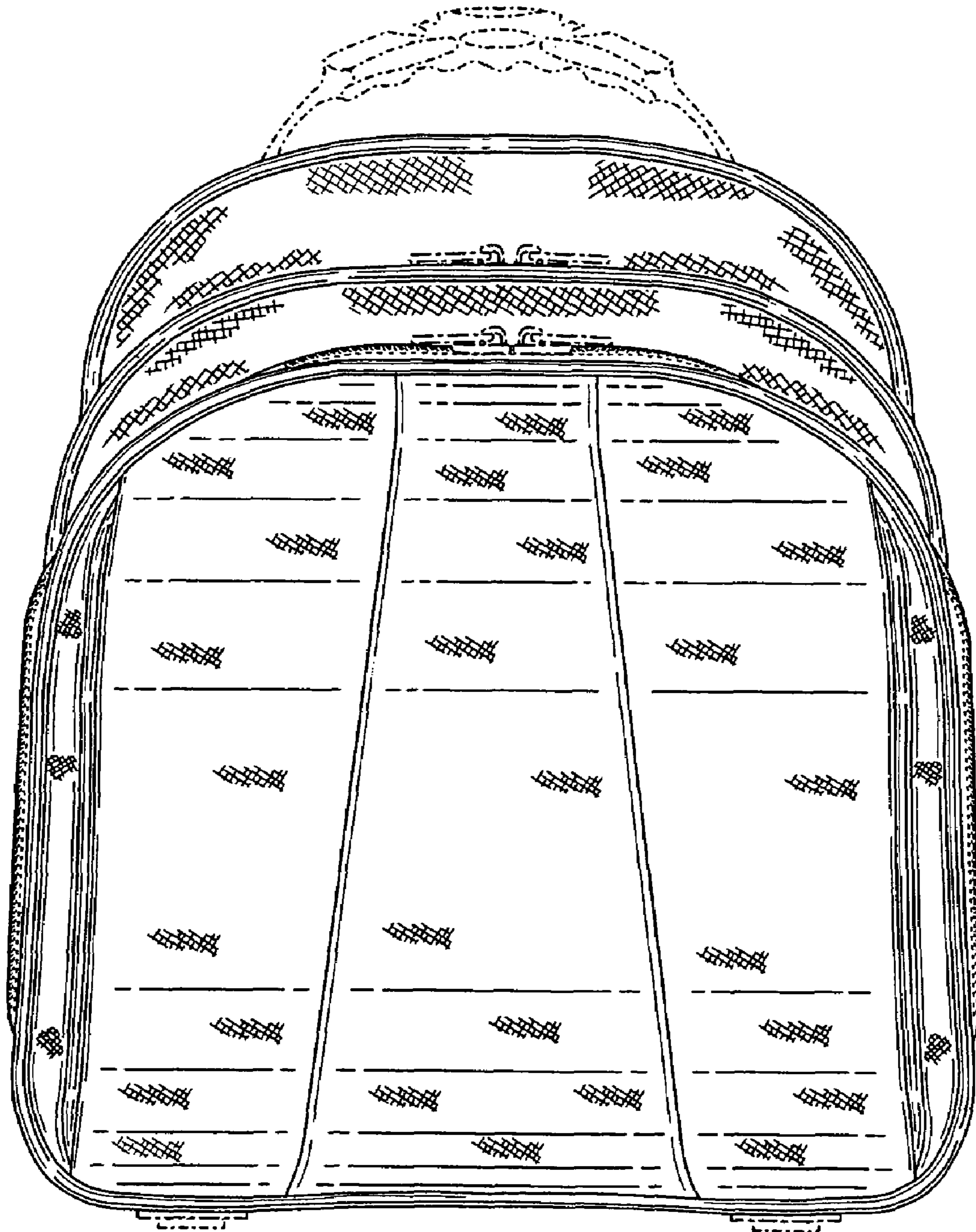


FIG. 1

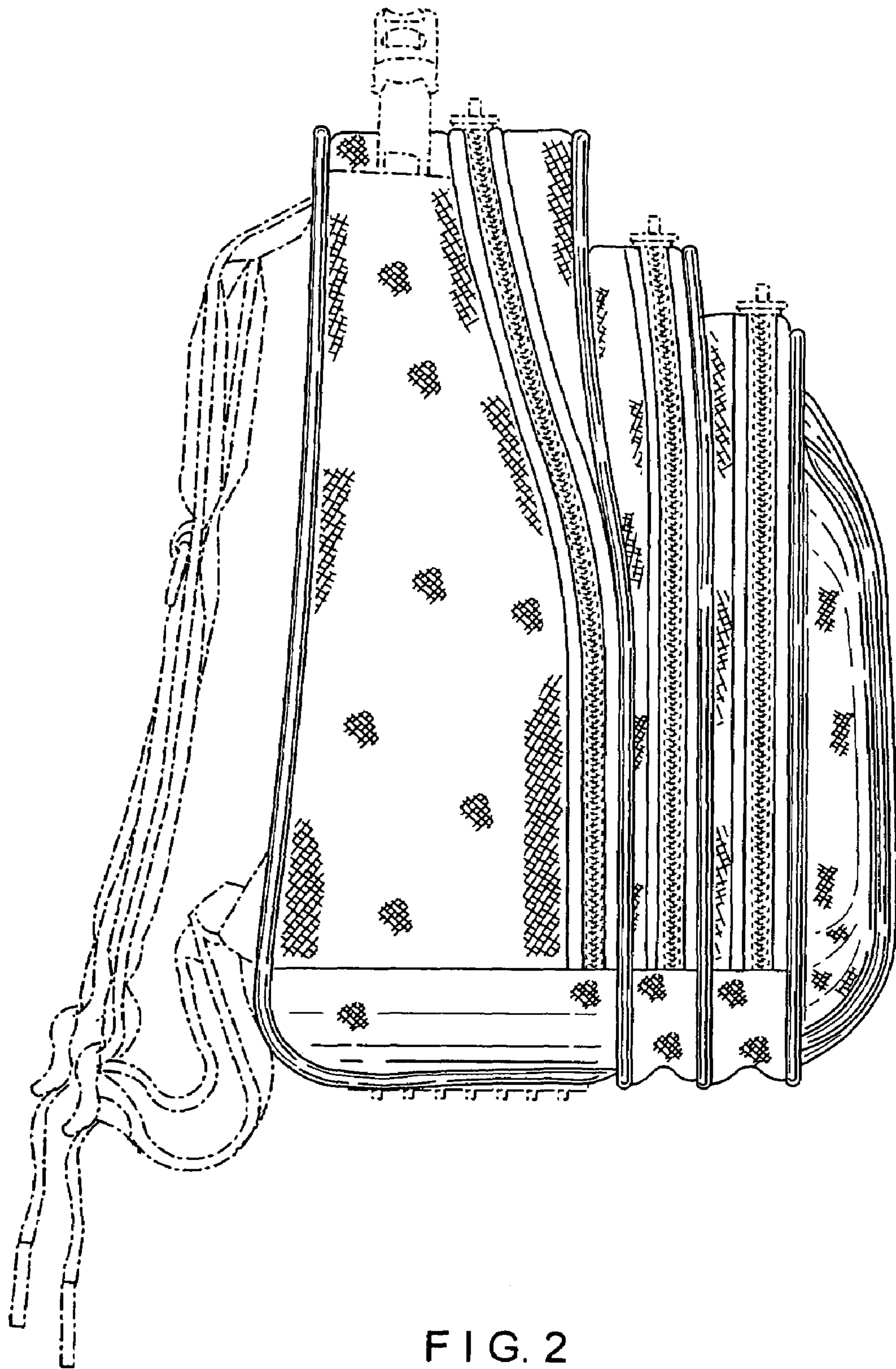


FIG. 2

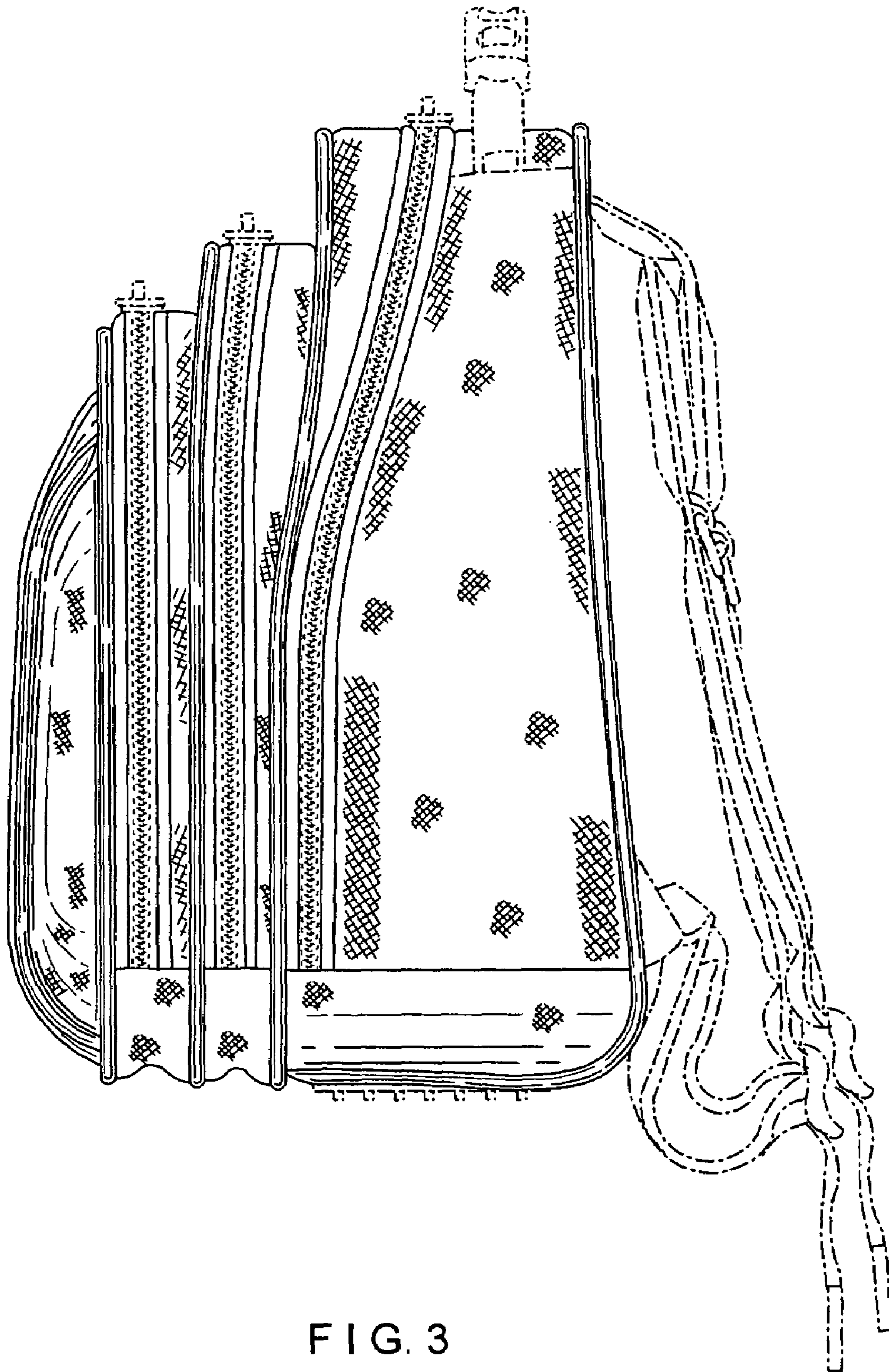


FIG. 3

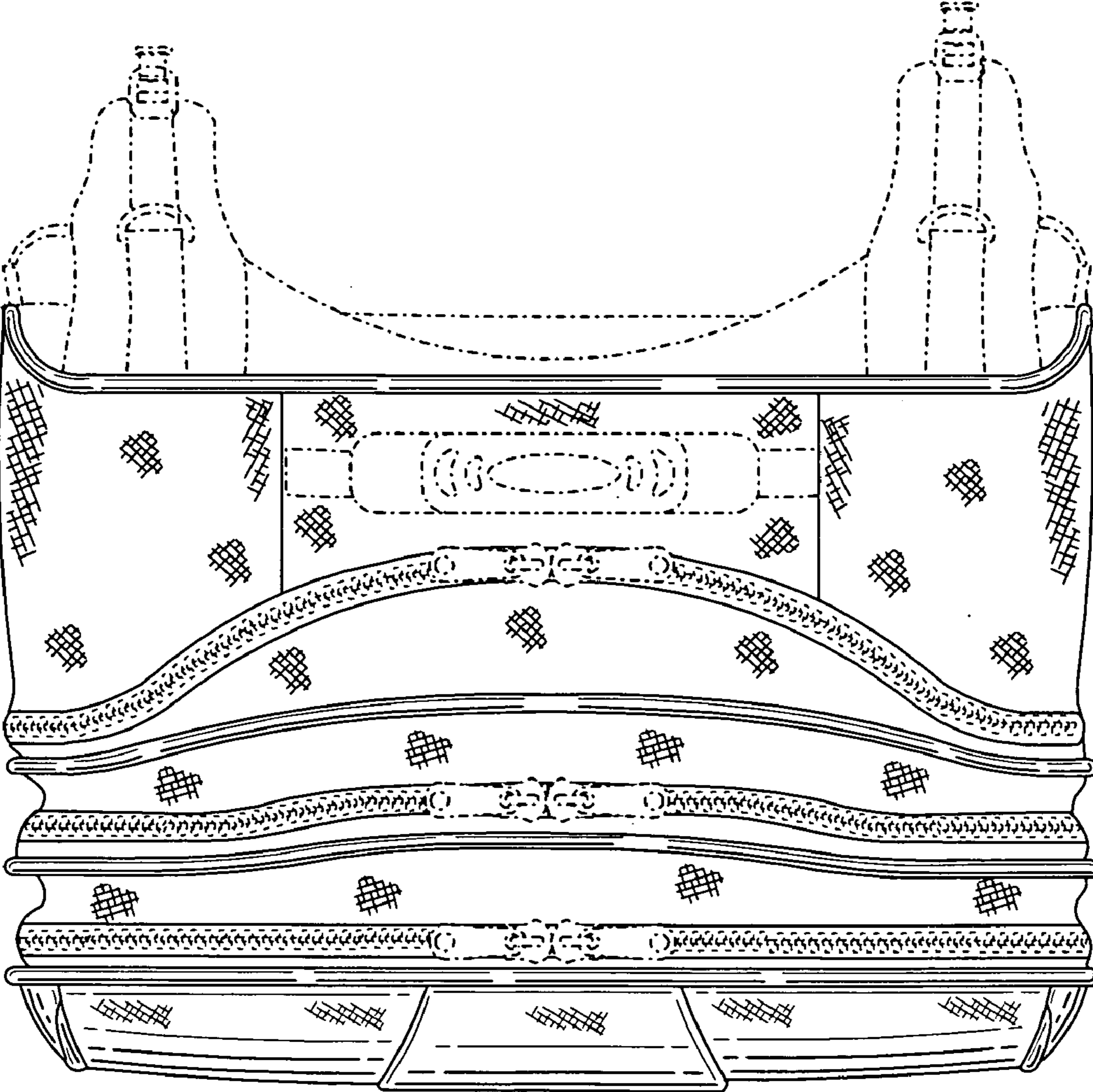


FIG. 4

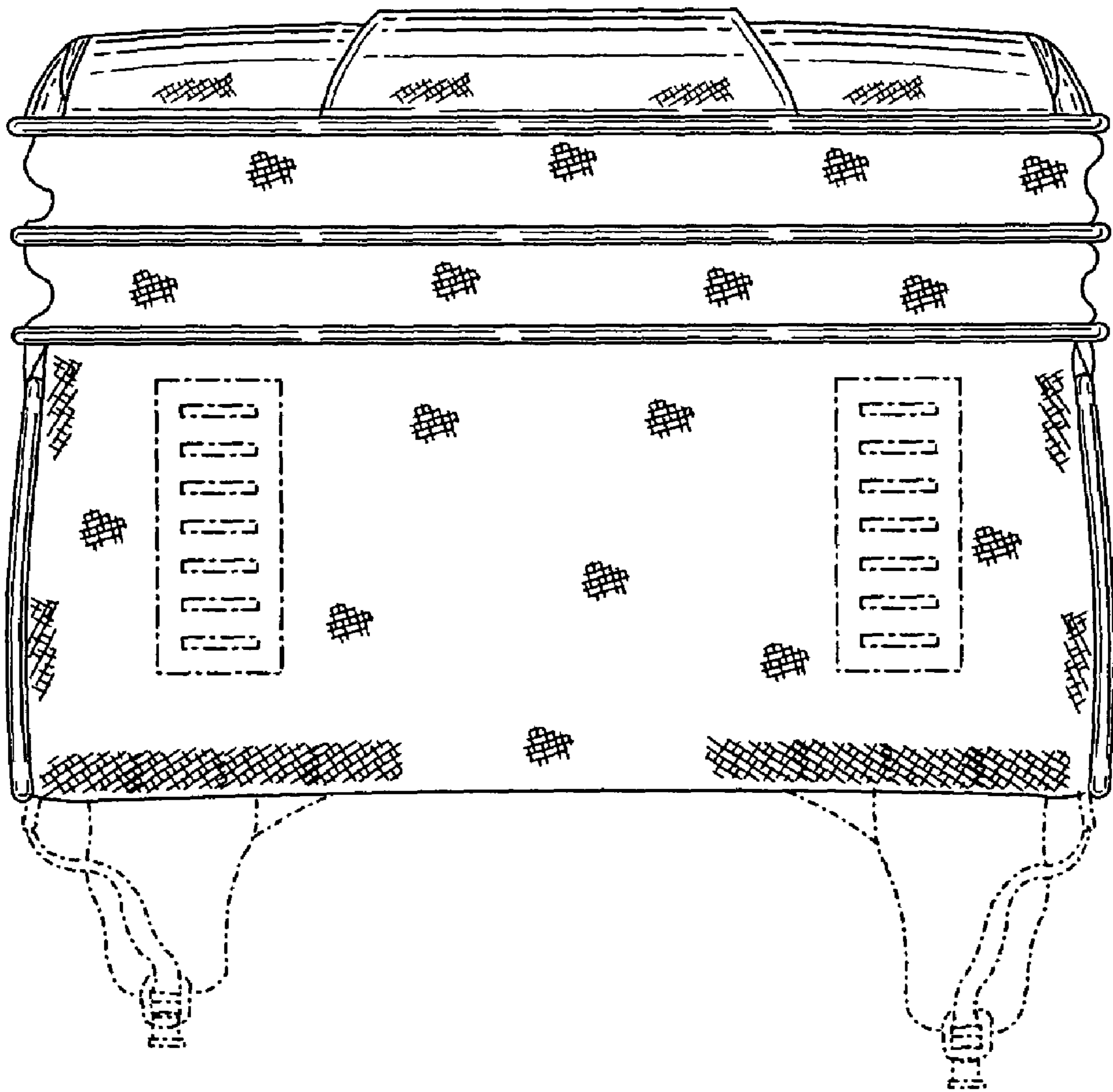


FIG. 5

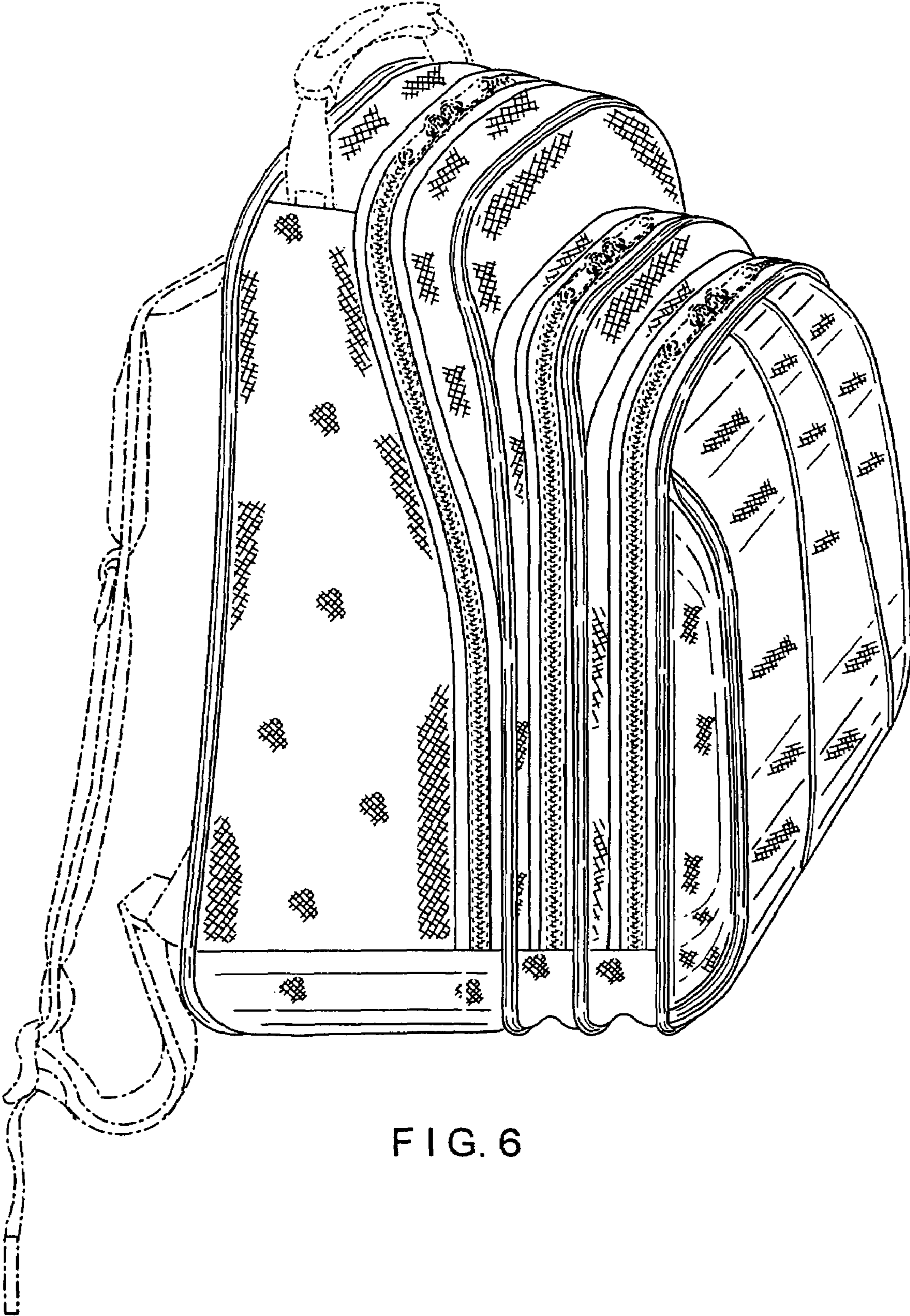


FIG. 6