



US00D605390S

(12) **United States Design Patent**
Guers-Neyraud

(10) **Patent No.:** **US D605,390 S**
(45) **Date of Patent:** **** Dec. 8, 2009**

(54) **FOOTWEAR**

D559,523 S * 1/2008 Choi et al. D2/971

(75) Inventor: **Elisabeth Guers-Neyraud**, Paris (FR)

OTHER PUBLICATIONS

U.S. Appl. No. 29/289,522, filed on Jul. 23, 2007.

(73) Assignee: **J. Choo Limited**, London (GB)

* cited by examiner

(**) Term: **14 Years**

Primary Examiner—Dominic Simone

(21) Appl. No.: **29/289,541**

(74) *Attorney, Agent, or Firm*—Fross Zelnick Lehrman & Zissu, P.C.; Lawrence E. Apolzon, Esq.

(22) Filed: **Jul. 23, 2007**

(57) **CLAIM**

(30) **Foreign Application Priority Data**

The ornamental design for footwear, as shown and described.

Jan. 24, 2007 (EM) 000660592-016

DESCRIPTION

(51) **LOC (9) Cl.** **02-99**

FIG. 1 is a front perspective view of a shoe showing my footwear design;

(52) **U.S. Cl.** **D2/971; D2/925; D2/946**

FIG. 2 is a left side view of the footwear shown in FIG. 1;

(58) **Field of Classification Search** D2/896,

D2/925-942, 964-966, 971; 36/34 R-35 B,
36/83, 105

FIG. 3 is a right side view of the footwear shown in FIG. 1;

See application file for complete search history.

FIG. 4 is a front view of the footwear shown in FIG. 1;

FIG. 5 is a rear view of the footwear shown in FIG. 1; and,

FIG. 6 is a top view of the footwear shown in FIG. 1.

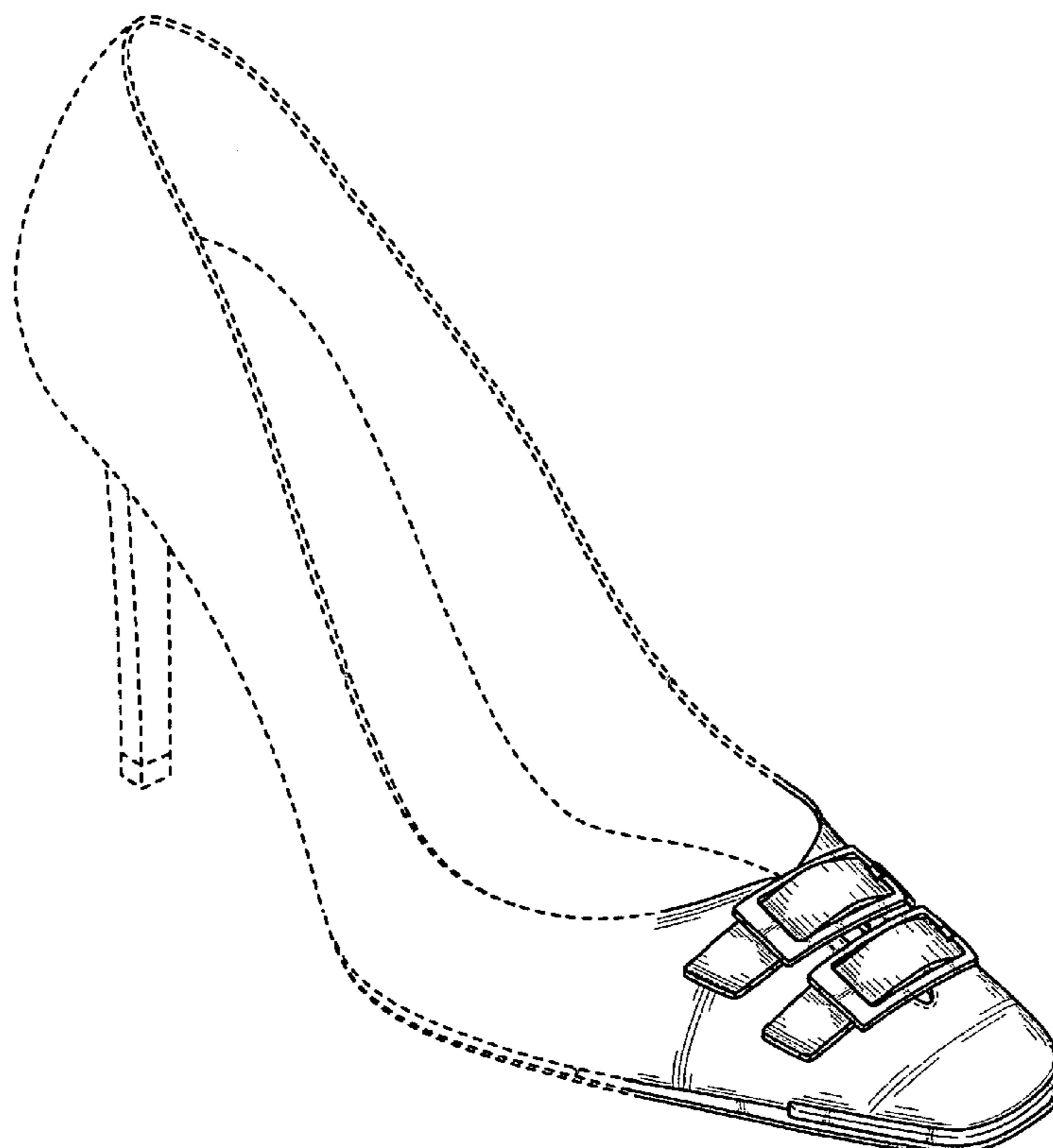
(56) **References Cited**

The broken line showing of the body of shoe, footbed, sole, heel, and heel cap is for illustrative purposes only and forms no part of the claimed design.

U.S. PATENT DOCUMENTS

D92,736 S	7/1934	Miller	
D100,384 S *	7/1936	Meyer	D2/929
D558,967 S *	1/2008	Guers-Neyrud	D2/971
D558,968 S *	1/2008	Guers-Neyrud	D2/971
D558,970 S *	1/2008	Guers-Neyrud	D2/971

1 Claim, 6 Drawing Sheets



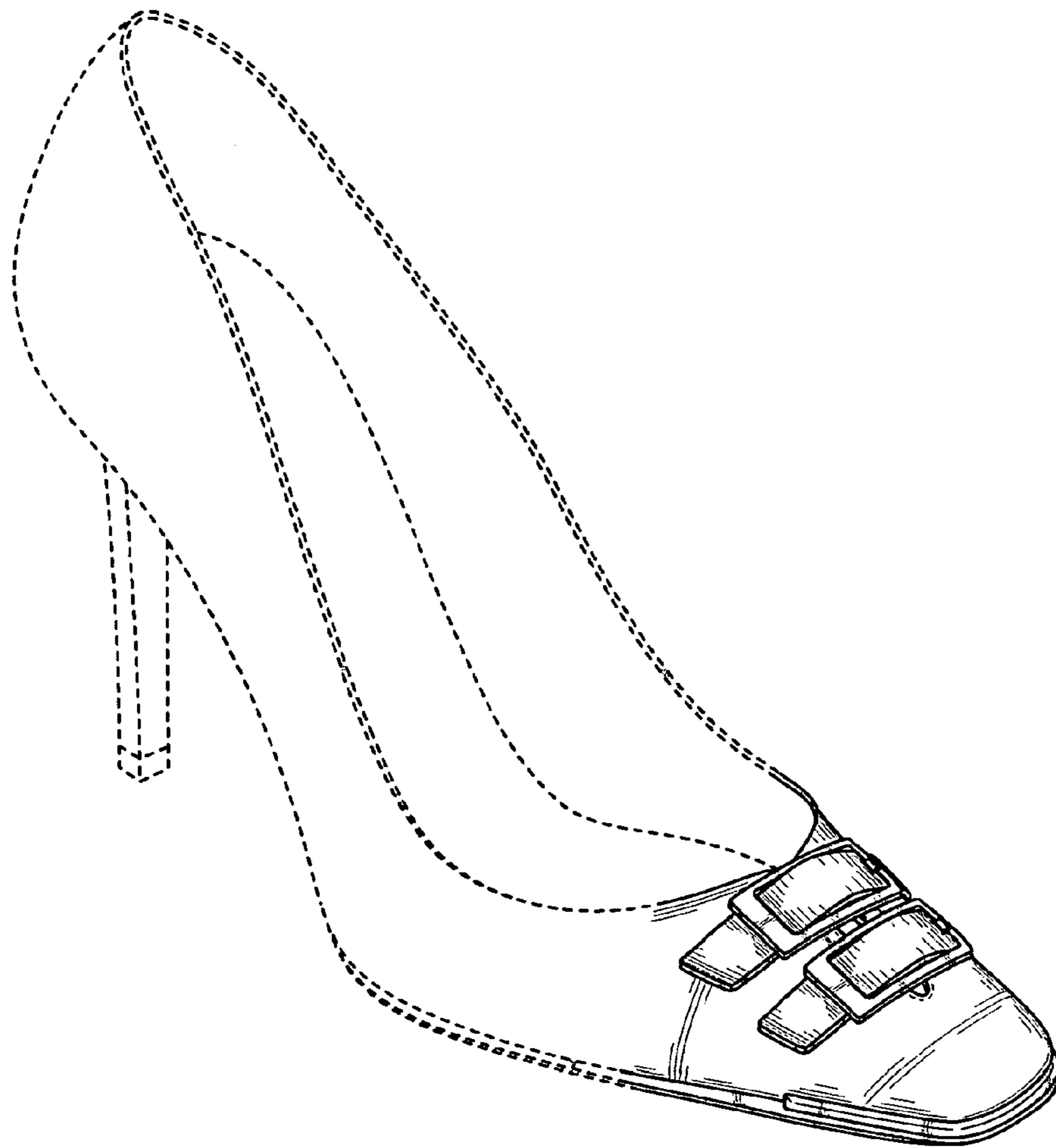


FIG. 1

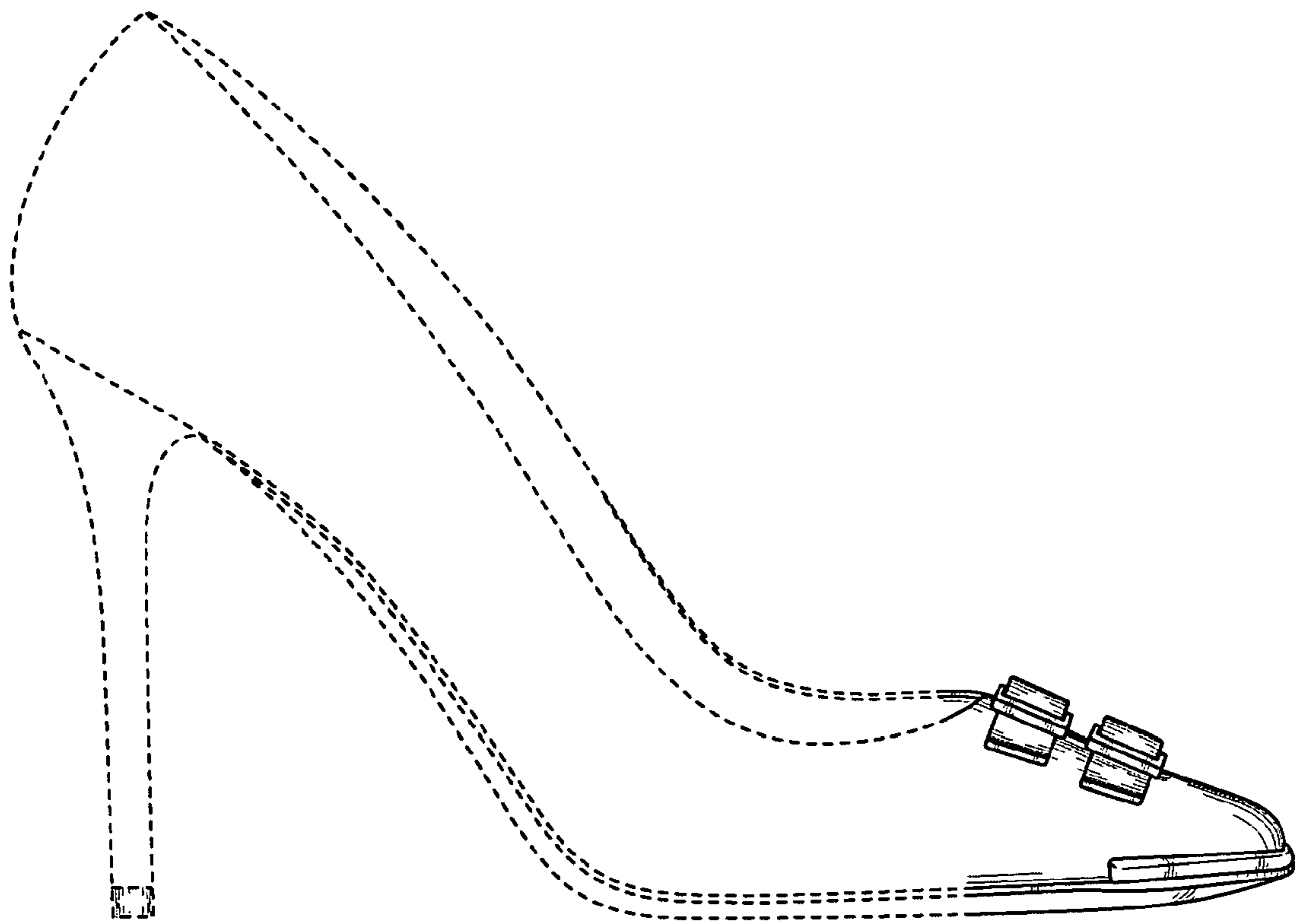


FIG. 2




FIG. 3

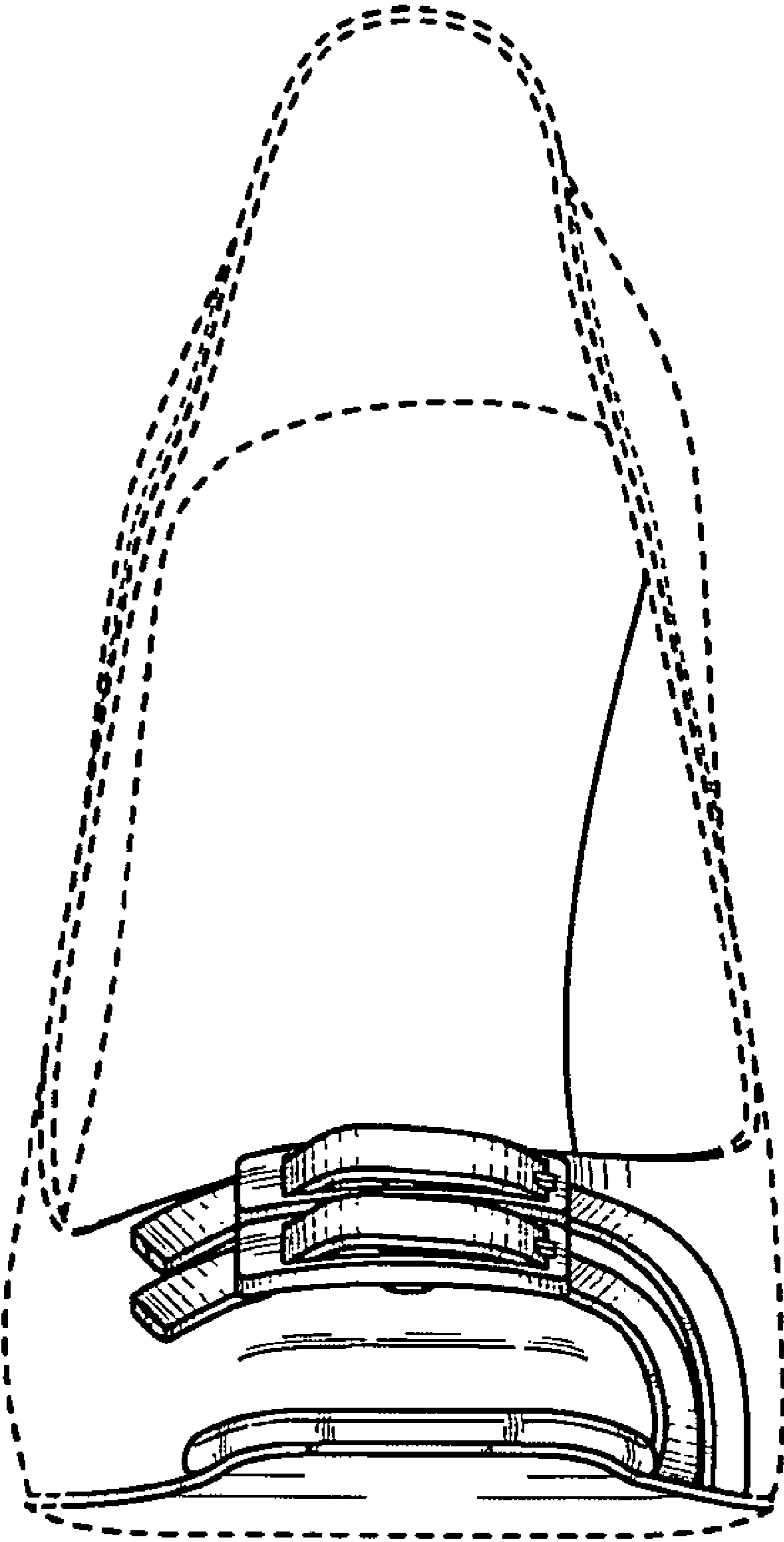


FIG. 4

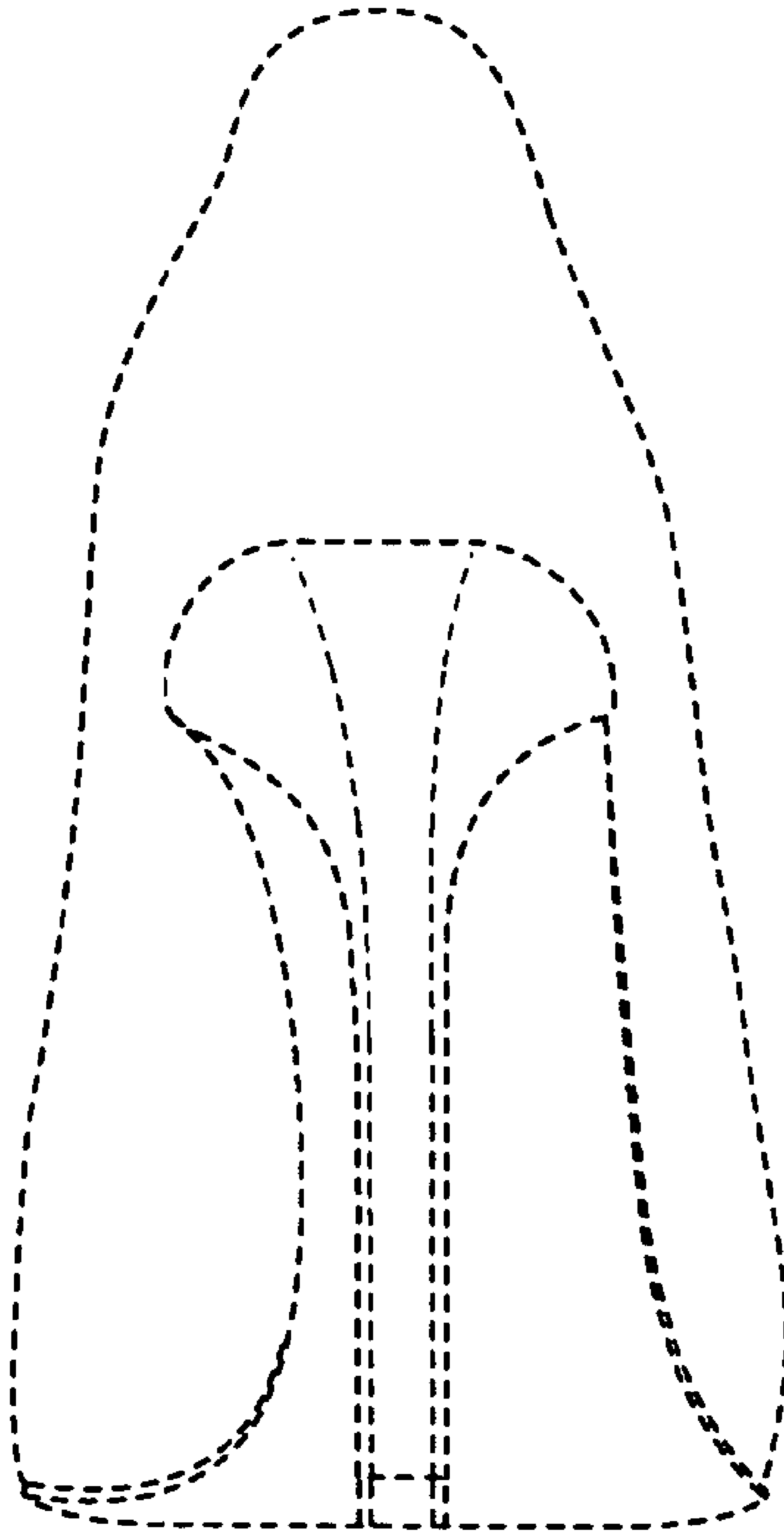


FIG. 5

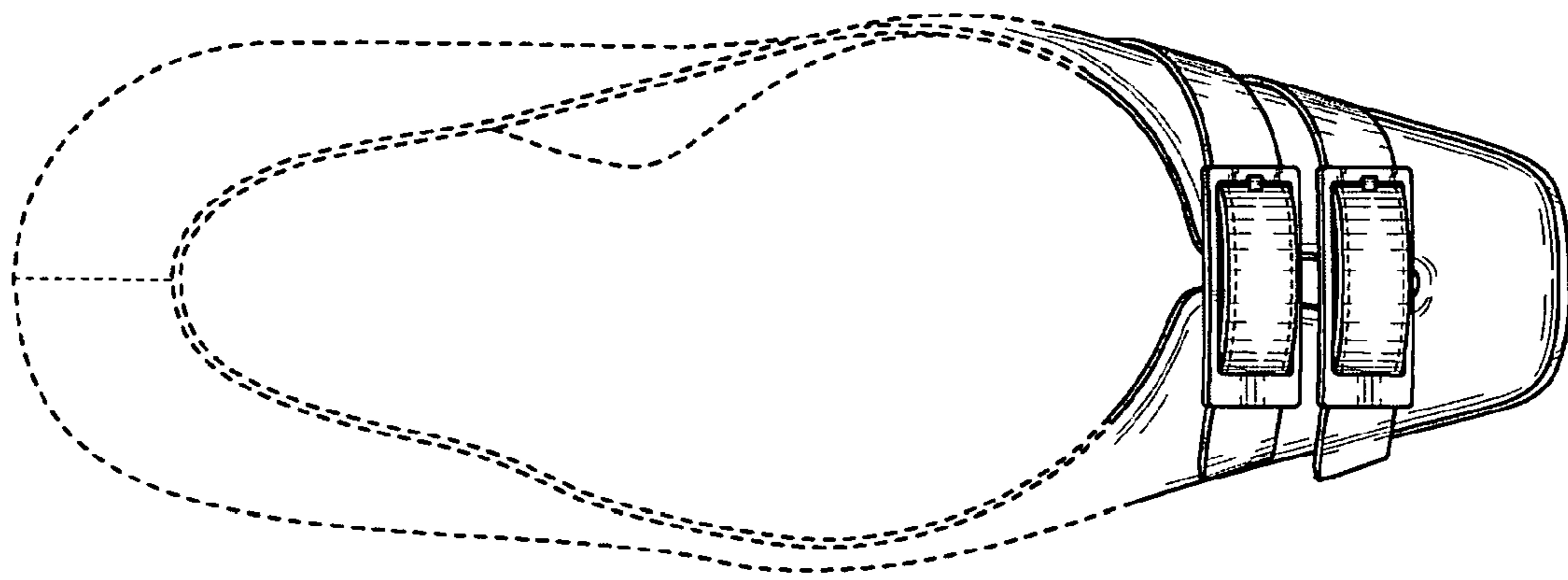


FIG. 6

UNITED STATES PATENT AND TRADEMARK OFFICE
CERTIFICATE OF CORRECTION

PATENT NO. : Des. 605,390 S
APPLICATION NO. : 29/289541
DATED : December 8, 2009
INVENTOR(S) : Elisabeth Guers-Neyraud

Page 1 of 8

It is certified that error appears in the above-identified patent and that said Letters Patent is hereby corrected as shown below:

The title page showing the illustrative figure should be deleted to be replaced with the attached title page.

The drawing sheet, consisting of Figs. 1-6, should be deleted to be replaced with the drawing sheet, consisting of Figs. 1-6, as shown on the attached pages.

Signed and Sealed this

Tenth Day of August, 2010



David J. Kappos
Director of the United States Patent and Trademark Office

(12) **United States Design Patent**
Guers-Neyraud

(10) **Patent No.:** **US D605,390 S**
(45) **Date of Patent:** **** Dec. 8, 2009**

(54) **FOOTWEAR**
(75) **Inventor:** **Elisabeth Guers-Neyraud**, Paris (FR)
(73) **Assignee:** **J. Choo Limited**, London (GB)
(**) **Term:** **14 Years**
(21) **Appl. No.:** **29/289,541**
(22) **Filed:** **Jul. 23, 2007**
(30) **Foreign Application Priority Data**
Jan. 24, 2007 (EM) 000660592-016

(51) **LOC (9) Cl.** **02-99**
(52) **U.S. Cl.** **D2/971; D2/925; D2/946**
(58) **Field of Classification Search** **D2/896,**
D2/925-942, 964-966, 971; 36/34 R-35 B,
36/83, 105
See application file for complete search history.

(56) **References Cited**
U.S. PATENT DOCUMENTS
D92,736 S 7/1934 Miller
D100,384 S * 7/1936 Meyer D2/929
D558,967 S * 1/2008 Guers-Neyraud D2/971
D558,968 S * 1/2008 Guers-Neyraud D2/971
D558,970 S * 1/2008 Guers-Neyraud D2/971

D559,523 S * 1/2008 Choi et al. D2/971

OTHER PUBLICATIONS

U.S. Appl. No. 29/289,522, filed on Jul. 23, 2007.

* cited by examiner

Primary Examiner—Dominic Simone

(74) *Attorney, Agent, or Firm*—Fross Zelnick Lehrman & Zissu, P.C.; Lawrence E. Apolzon, Esq.

(57) **CLAIM**

The ornamental design for footwear, as shown and described.

DESCRIPTION

FIG. 1 is a front perspective view of a shoe showing my footwear design;

FIG. 2 is a left side view of the footwear shown in FIG. 1;

FIG. 3 is a right side view of the footwear shown in FIG. 1;

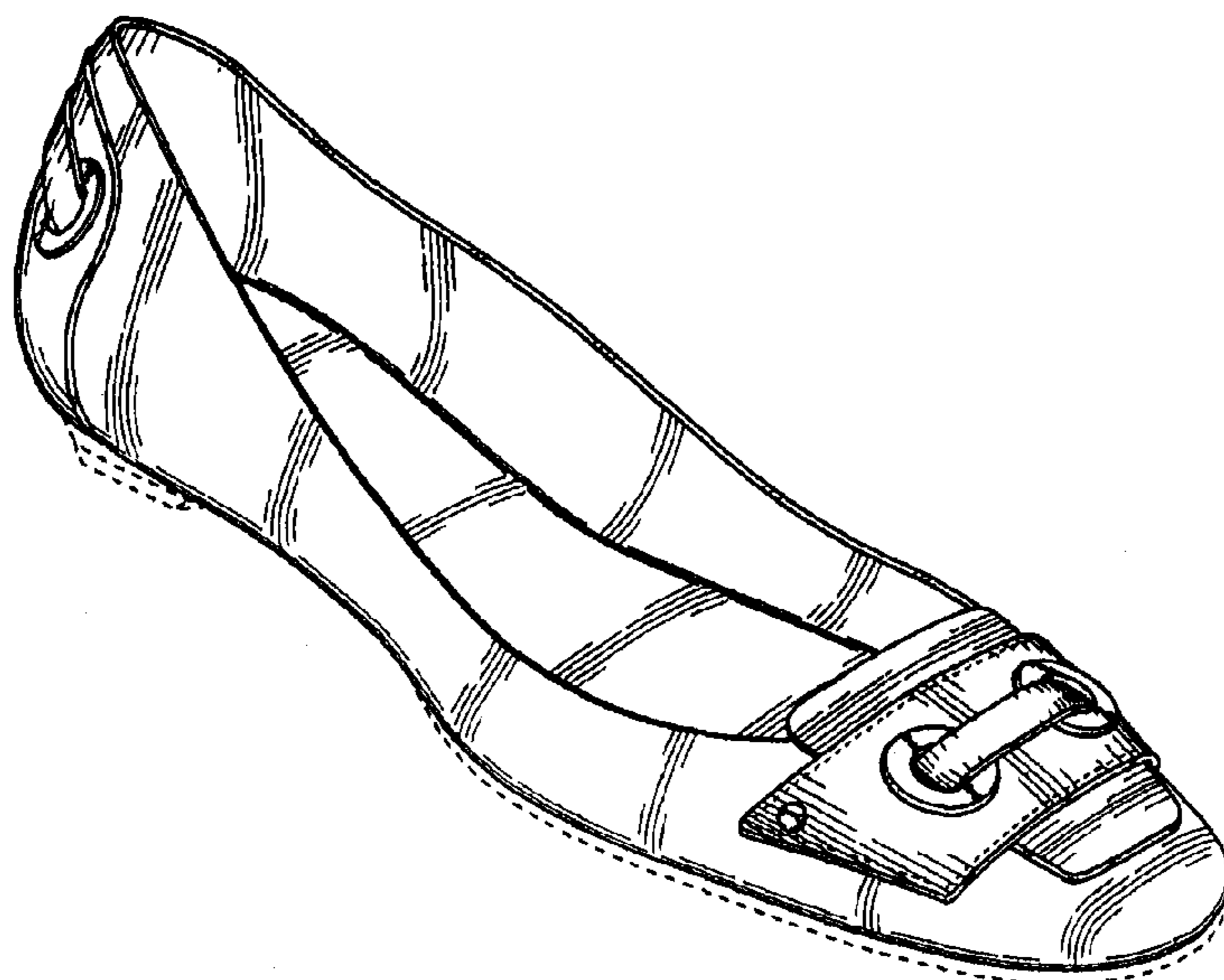
FIG. 4 is a front view of the footwear shown in FIG. 1;

FIG. 5 is a rear view of the footwear shown in FIG. 1; and,

FIG. 6 is a top view of the footwear shown in FIG. 1.

The broken line showing of the body of shoe, footbed, sole, heel, and heel cap is for illustrative purposes only and forms no part of the claimed design.

1 Claim, 6 Drawing Sheets



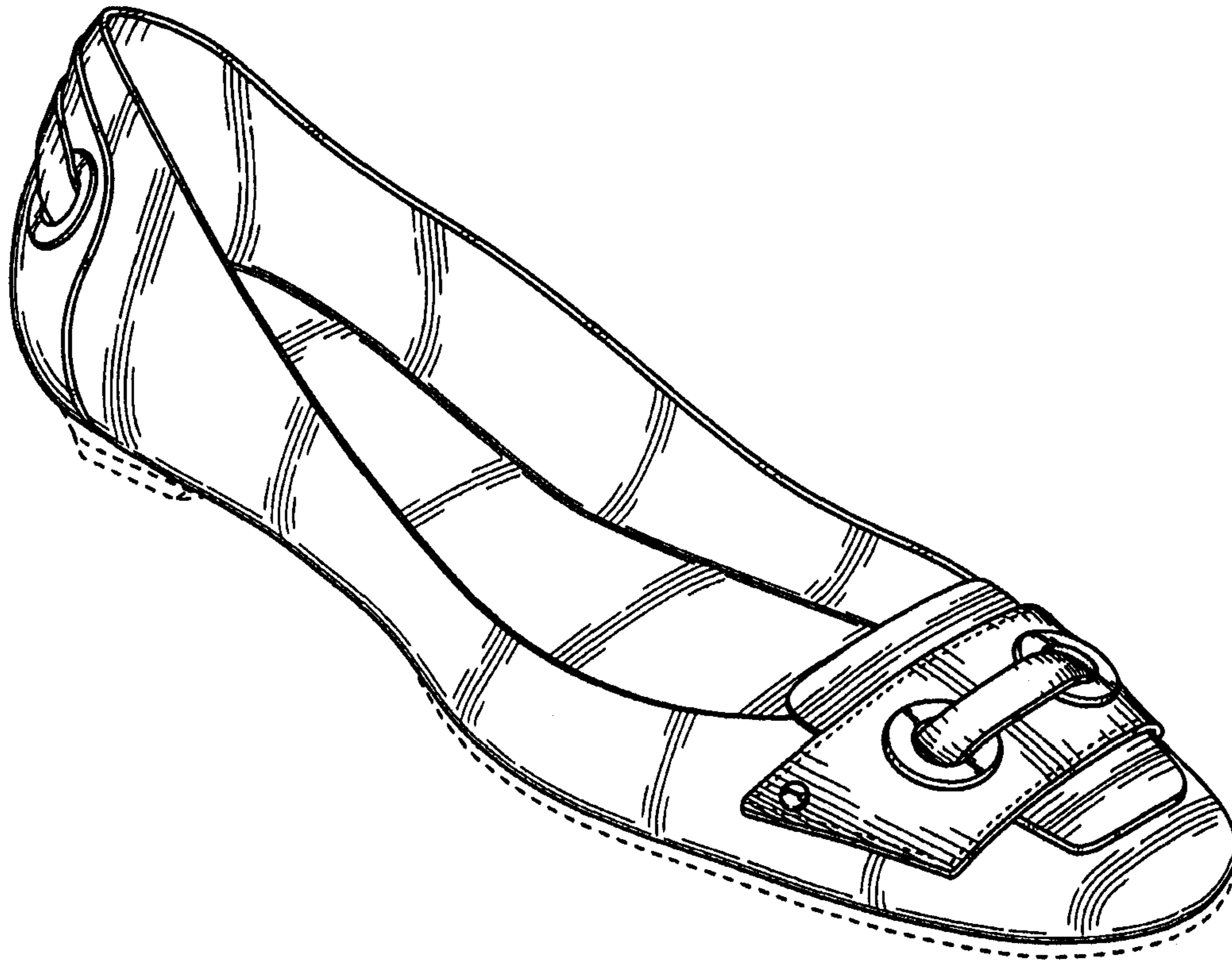


FIG. 1

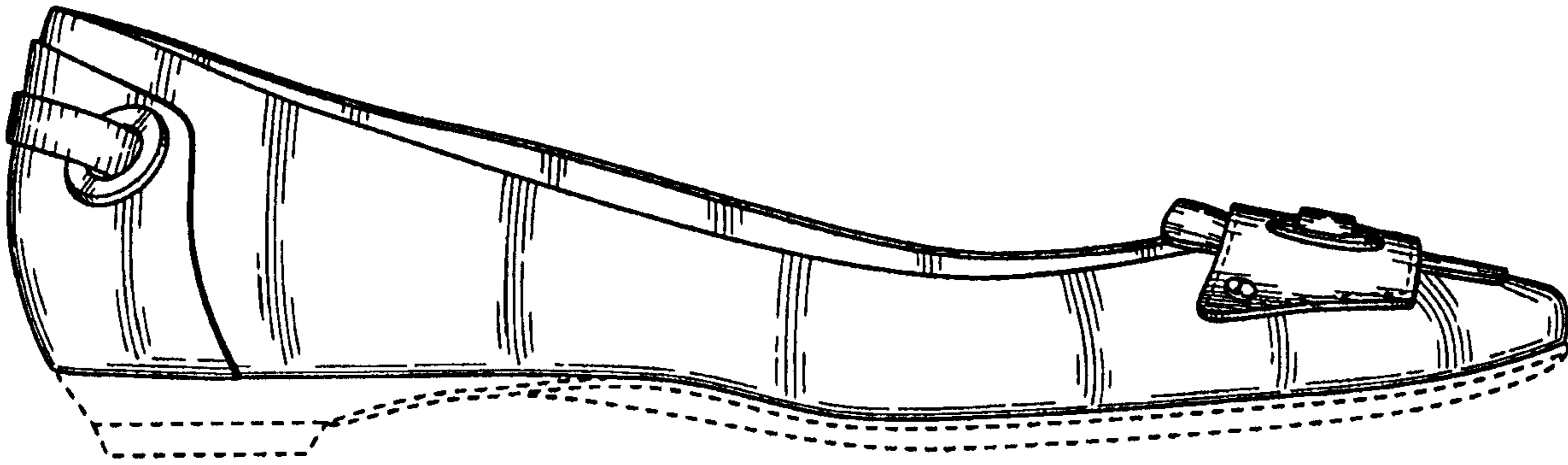


FIG. 2

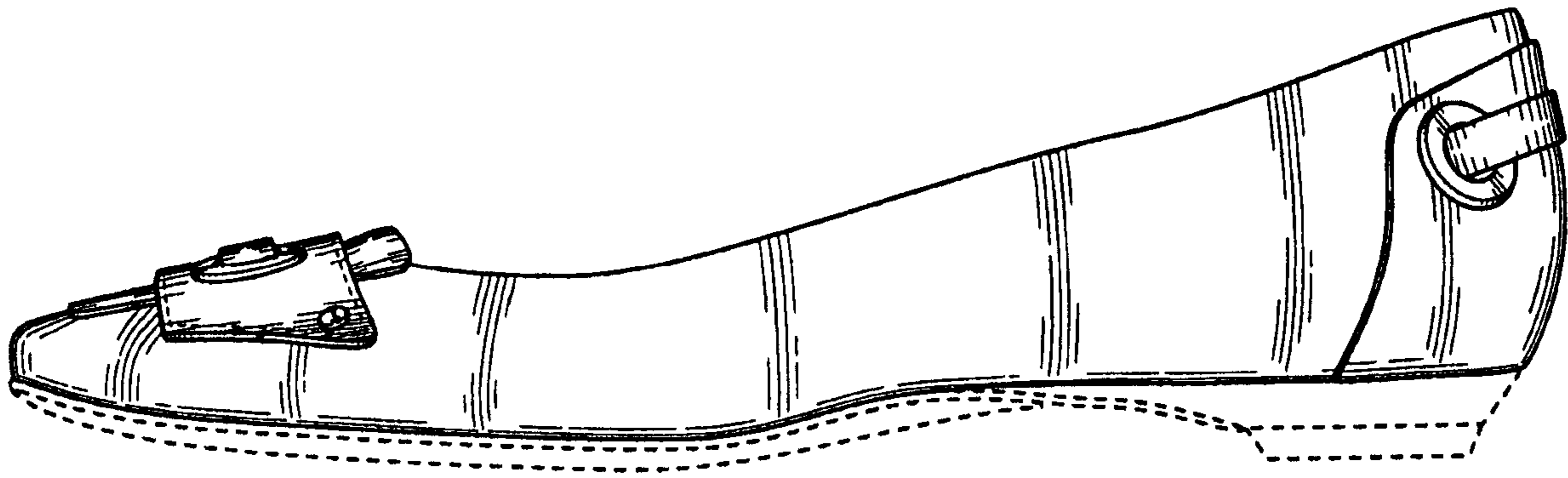


FIG. 3

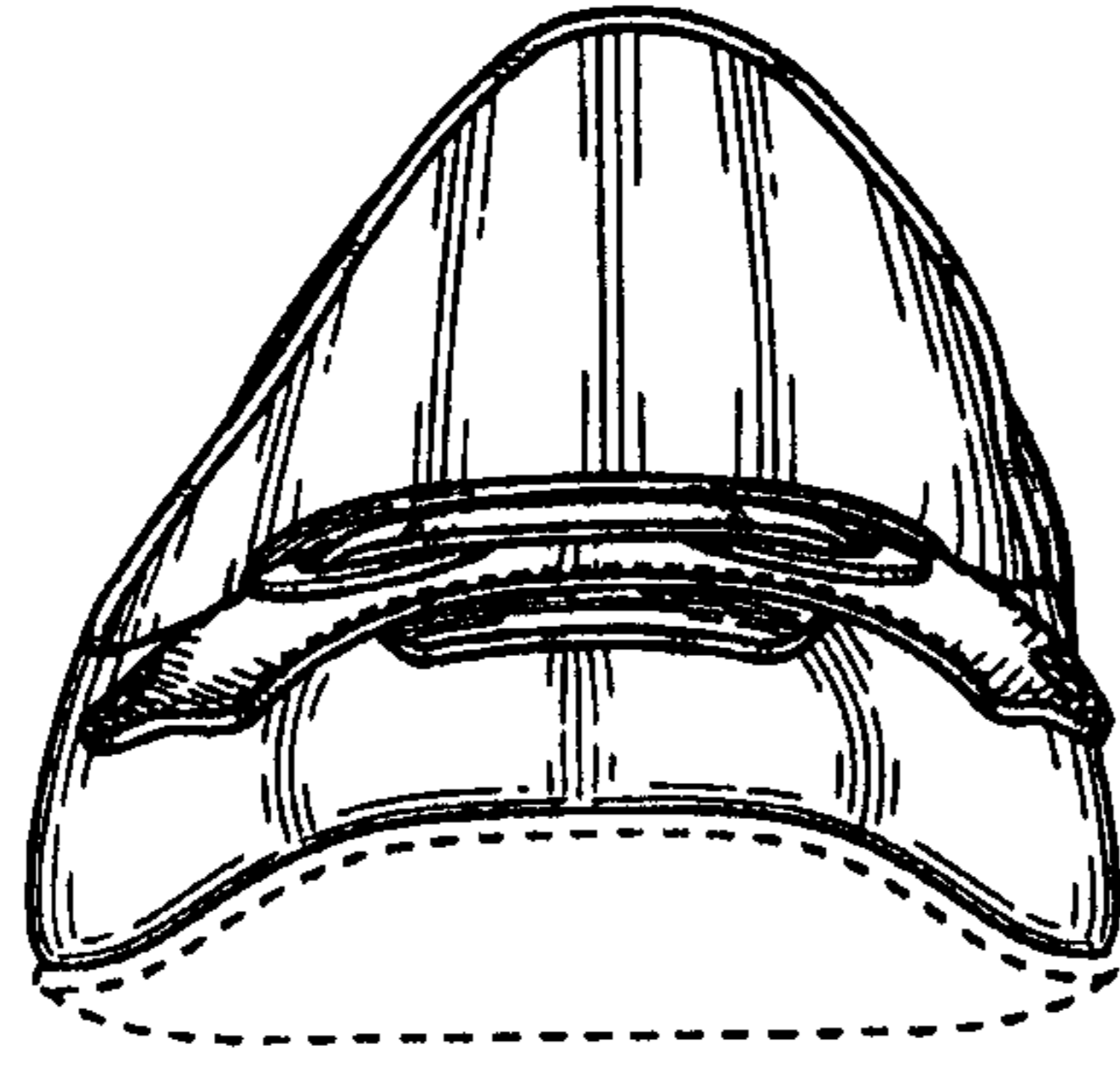


FIG. 4

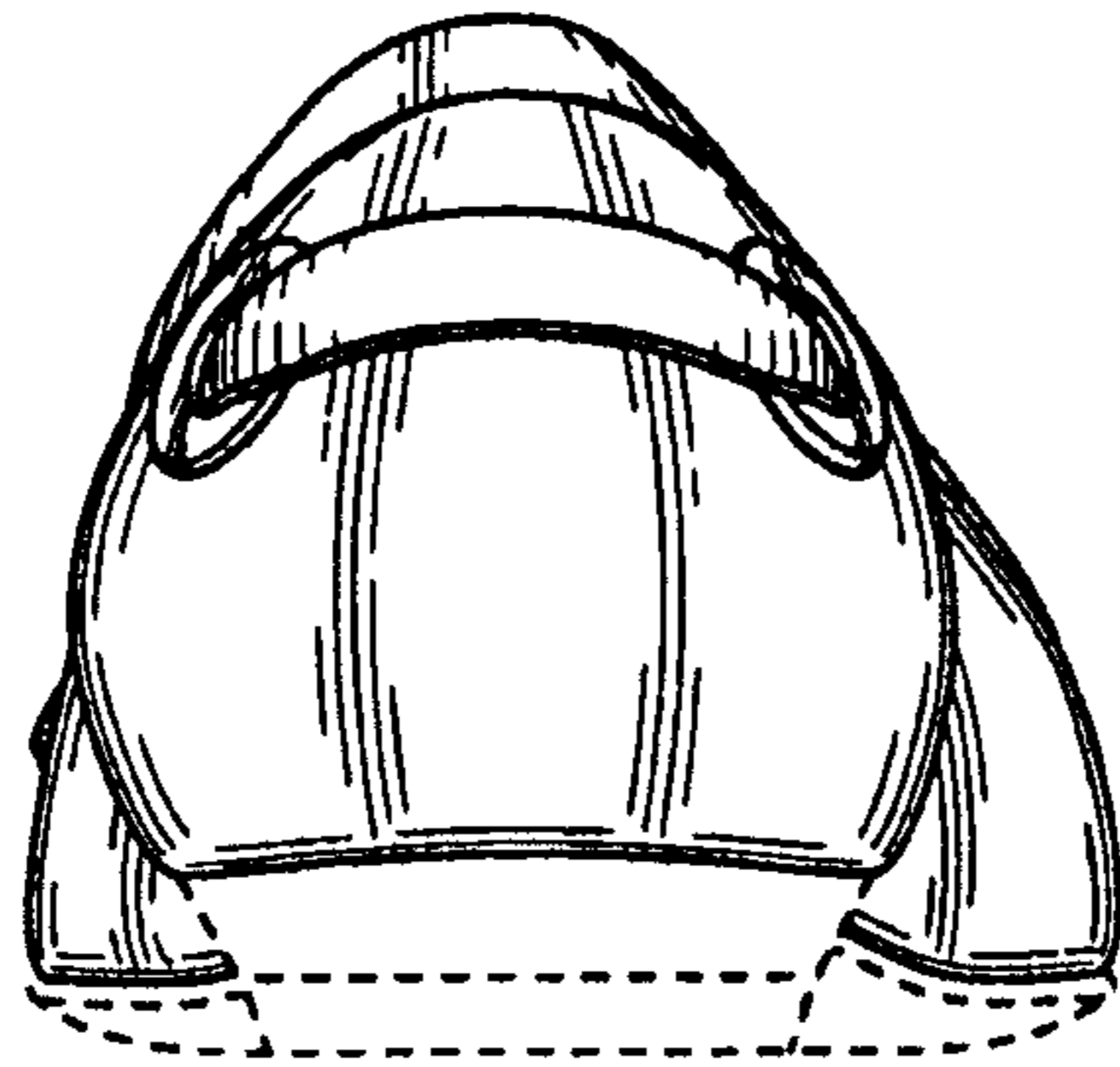


FIG. 5

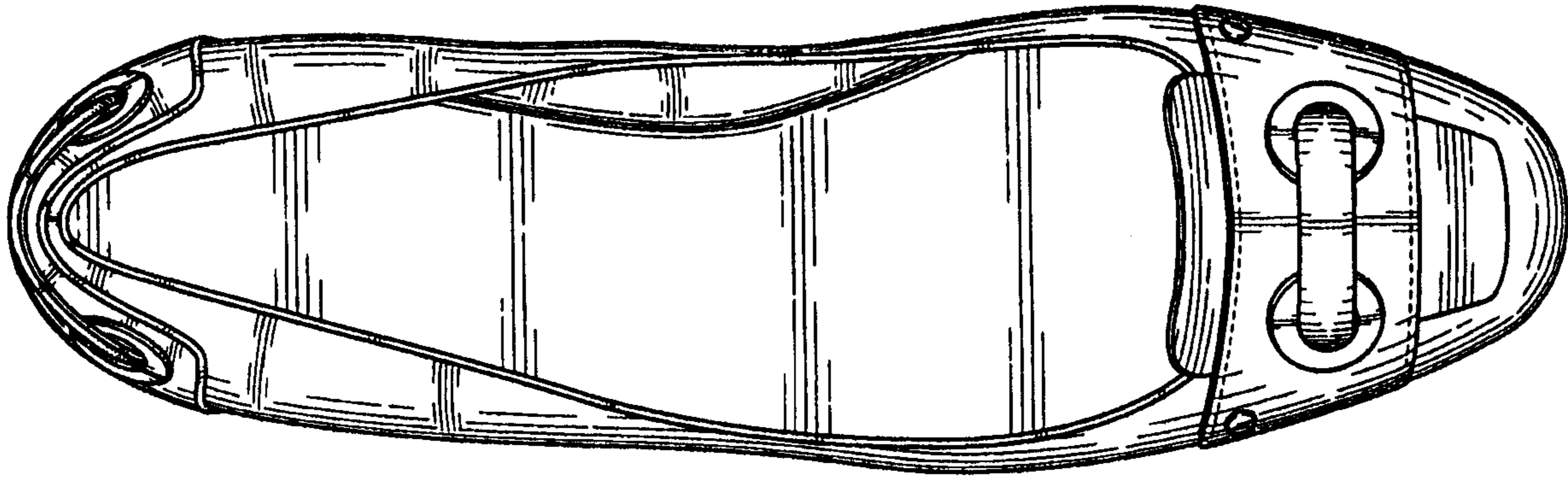


FIG. 6