



US00D605389S

(12) **United States Design Patent**
Andersen et al.

(10) **Patent No.:** **US D605,389 S**

(45) **Date of Patent:** **** Dec. 8, 2009**

(54) **FOOTWEAR UPPER**

(75) Inventors: **Deborah H. Andersen**, Prevost (CA);
Martin W. F. Dean, St. Albans (GB);
Grant A. Urie, Shelburne, VT (US)

(73) Assignee: **Wolverine World Wide, Inc.**, Rockford,
MI (US)

(**) Term: **14 Years**

(21) Appl. No.: **29/336,660**

(22) Filed: **May 7, 2009**

(51) **LOC (9) Cl.** **02-99**

(52) **U.S. Cl.** **D2/969; D2/900**

(58) **Field of Classification Search** D2/896,
D2/900, 902, 906-912, 943, 944, 969, 972-974;
36/45-49, 50.1, 77 M, 77 R, 83, 88, 112-114,
36/126-131

See application file for complete search history.

(56) **References Cited**

U.S. PATENT DOCUMENTS

D272,962 S *	3/1984	Clarvit	D2/900
D405,242 S *	2/1999	Gillespie	D2/900
D421,330 S	3/2000	Lavertue et al.		
D422,402 S	4/2000	Lavertue et al.		
D436,249 S	1/2001	Matis et al.		
D438,695 S	3/2001	Matis et al.		
D442,359 S	5/2001	Matis et al.		
D442,769 S	5/2001	Matis et al.		
D444,936 S	7/2001	Matis et al.		
D452,367 S	12/2001	Rogers et al.		
D455,003 S	4/2002	Rogers et al.		
D486,627 S	2/2004	Rogers et al.		
D486,957 S	2/2004	Rogers et al.		
D487,620 S	3/2004	Robbins		
D487,622 S	3/2004	Rogers et al.		
D487,624 S	3/2004	Rogers et al.		

D504,212 S	4/2005	Schoenborn et al.
D504,215 S	4/2005	Matis et al.
D504,561 S	5/2005	Matis
D505,000 S	5/2005	Schoenborn et al.
D505,003 S	5/2005	Robbins et al.
D506,599 S	6/2005	Matis
D514,788 S	2/2006	Schoenborn et al.
D527,873 S	9/2006	Schoenborn et al.
D530,062 S	10/2006	Schoenborn et al.
D532,589 S	11/2006	Belley et al.

(Continued)

OTHER PUBLICATIONS

Merrell Spring 2009, pp. 123, 124, 125, 133, 139.

Primary Examiner—Dominic Simone

(74) *Attorney, Agent, or Firm*—Warner Norcross & Judd LLP

(57) **CLAIM**

The ornamental design for footwear upper, as shown and described.

DESCRIPTION

FIG. 1 is a perspective view of the footwear upper embodying the new design;

FIG. 2 is a top view thereof;

FIG. 3 is a right side view thereof;

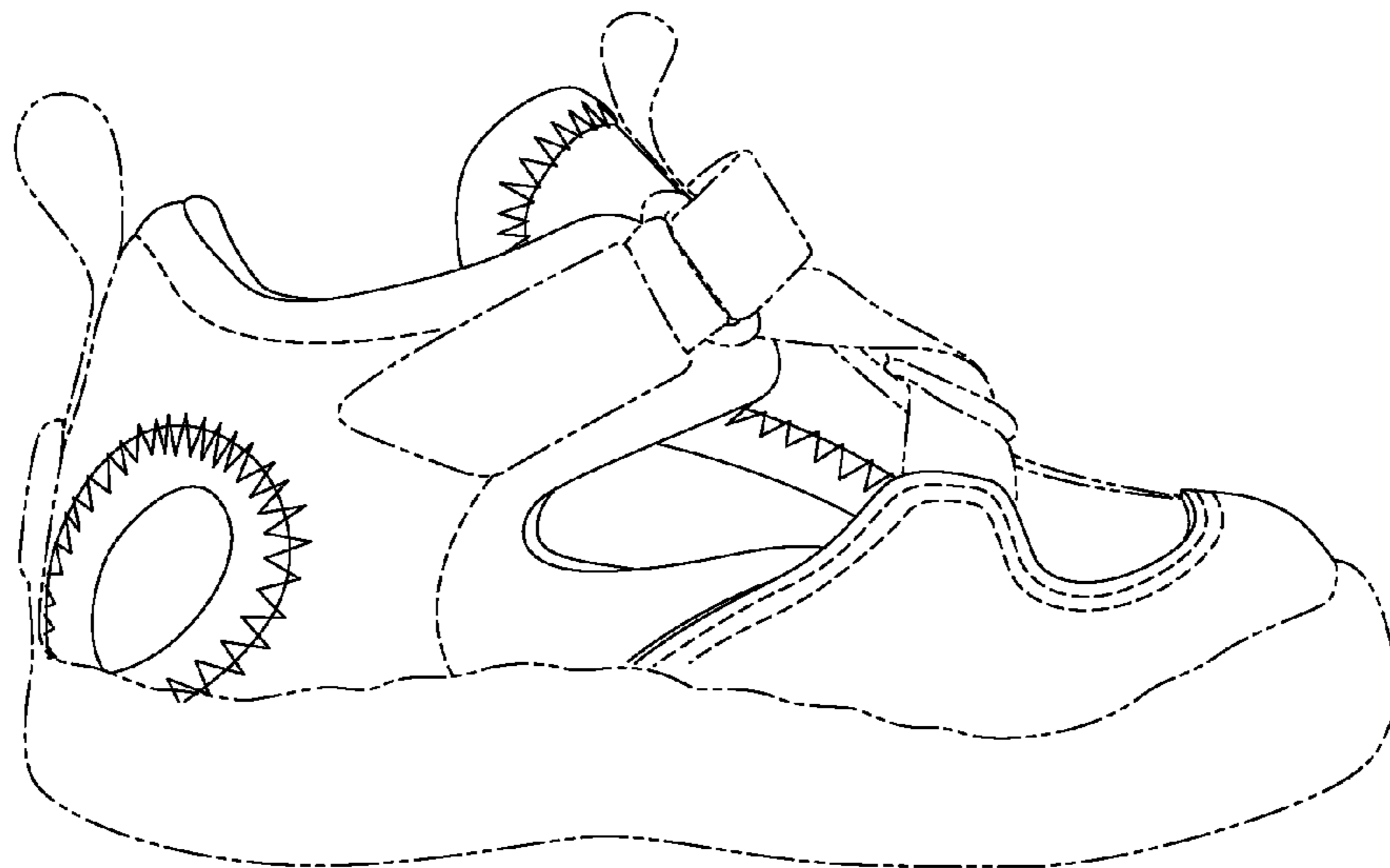
FIG. 4 is a left side view thereof;

FIG. 5 is a front view thereof; and,

FIG. 6 is a rear view thereof.

FIGS. 1-6 show features of an article of footwear in phantom lines. These features are shown for environmental purposes and do not form any part of the claimed design. Further, the phantom lines immediately adjacent the solid-line portions of the design form the boundary of the design, with the phantom lines forming no part of the claimed design.

1 Claim, 4 Drawing Sheets



US D605,389 S

Page 2

U.S. PATENT DOCUMENTS

D534,715 S	1/2007	Belley et al.	
D534,716 S	1/2007	Matis et al.	
D534,717 S	1/2007	Matis et al.	
D535,091 S	1/2007	Matis et al.	
D544,186 S	6/2007	Matis et al.	
D546,044 S	7/2007	Matis et al.	
D546,046 S	7/2007	Schoenborn et al.	
D553,839 S *	10/2007	Tapolcai et al.	D2/969
D561,447 S	2/2008	Belley et al.	
D563,639 S *	3/2008	Matis et al.	D2/969
D563,658 S	3/2008	St-Louis et al.	
D564,195 S	3/2008	Matis et al.	
D564,196 S	3/2008	Matis et al.	
D566,954 S	4/2008	St-Louis et al.	
D570,082 S	6/2008	Belley et al.	
D577,891 S *	10/2008	Roy et al.	D2/969
D578,291 S *	10/2008	Horne et al.	D2/969
D580,148 S *	11/2008	Schoenborn	D2/969
D580,153 S *	11/2008	Evans et al.	D2/969
D582,649 S	12/2008	St-Louis et al.	
D584,038 S	1/2009	St-Louis et al.	
D586,098 S	2/2009	Schoenborn et al.	
D586,996 S *	2/2009	Horne et al.	D2/969
D593,309 S *	6/2009	Andersen et al.	D2/969
D597,292 S *	8/2009	Schoenborn et al.	D2/969

* cited by examiner

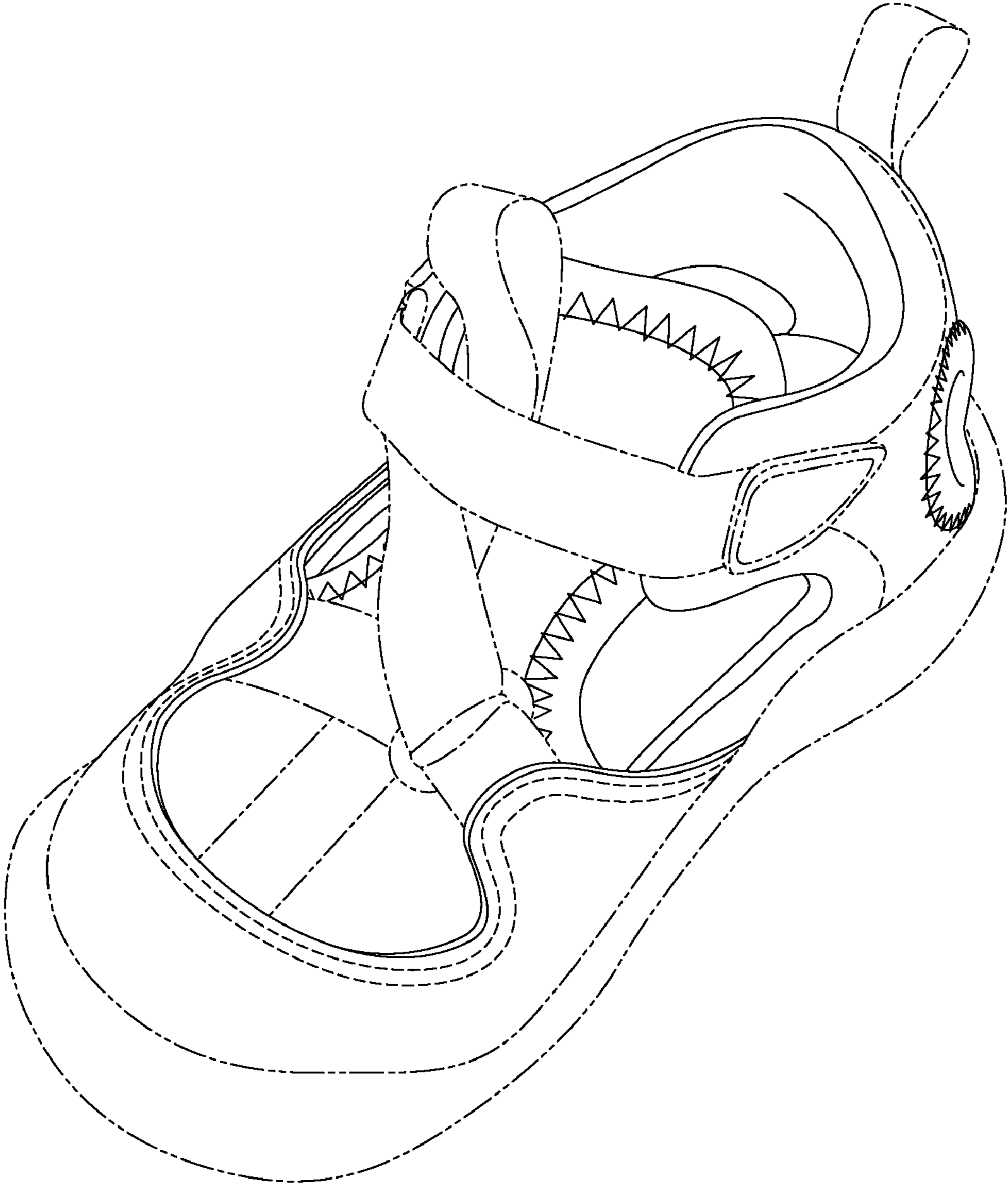


Fig. 1

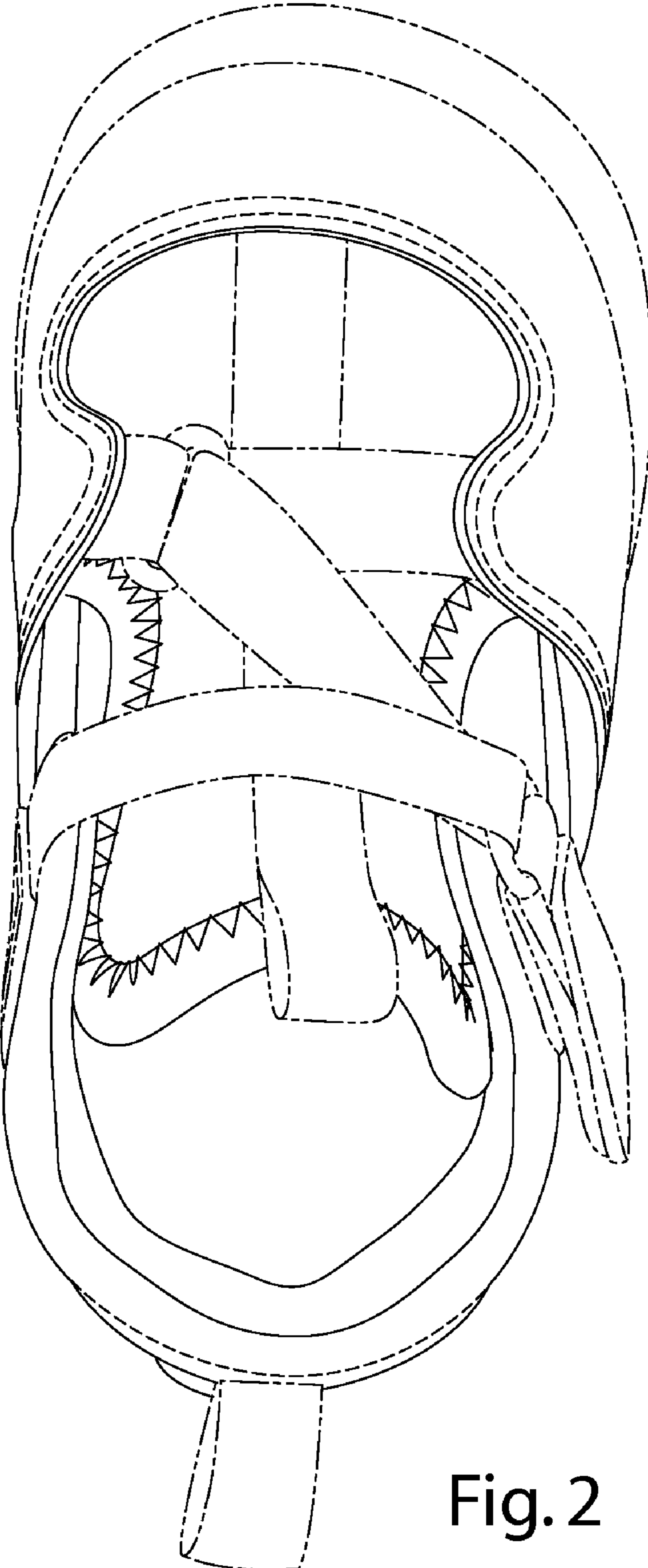


Fig. 2




Fig. 3

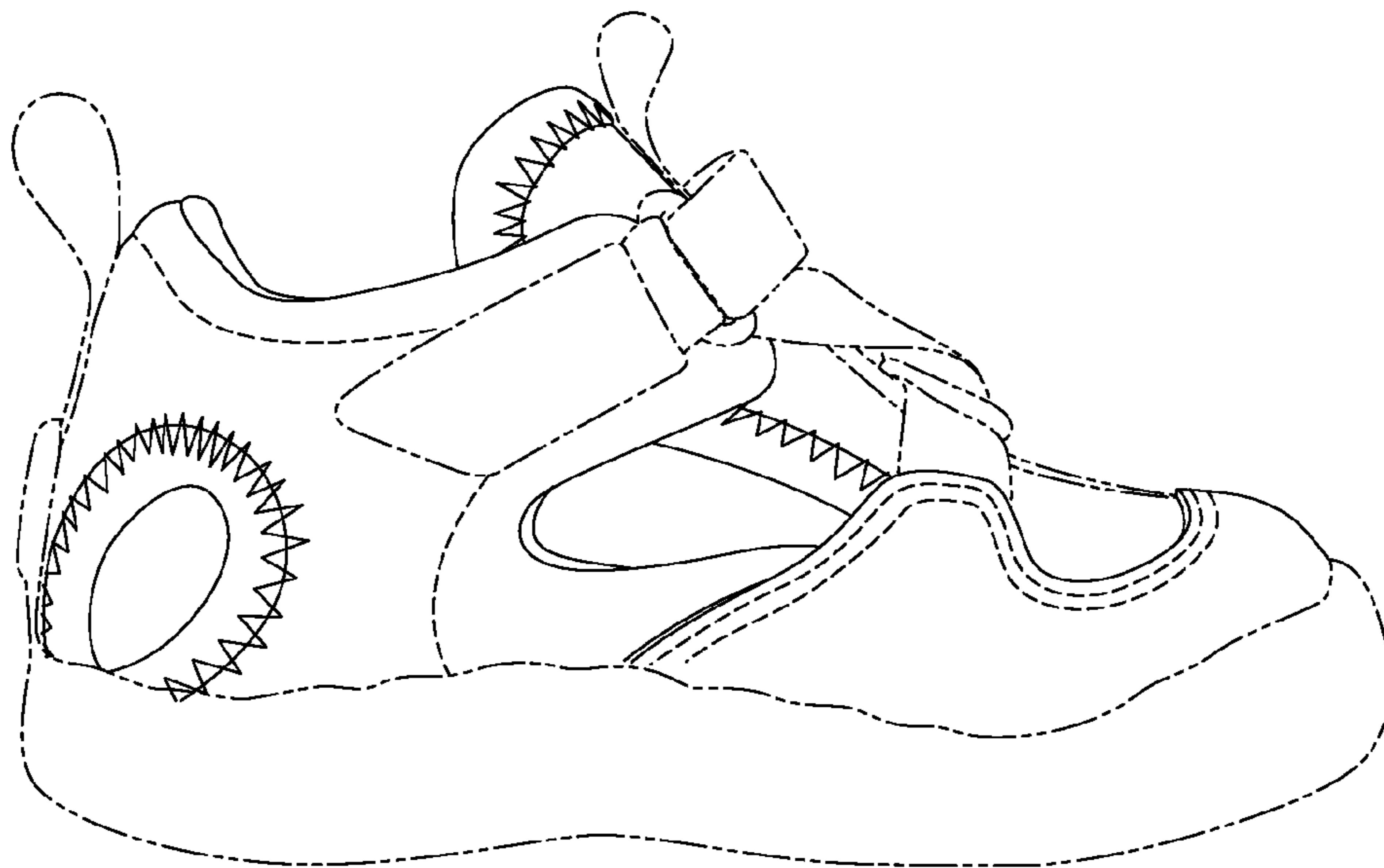


Fig. 4

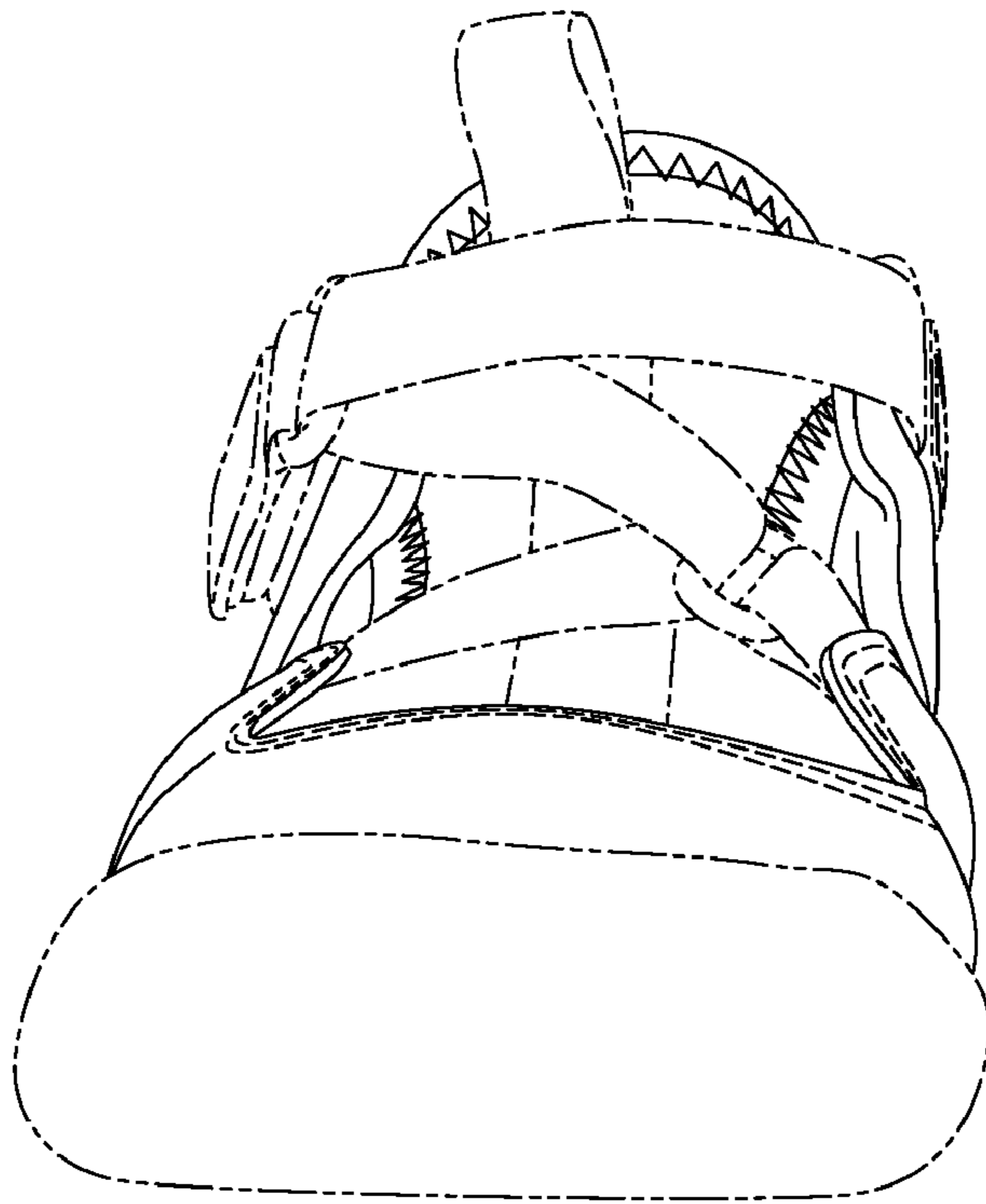


Fig. 5

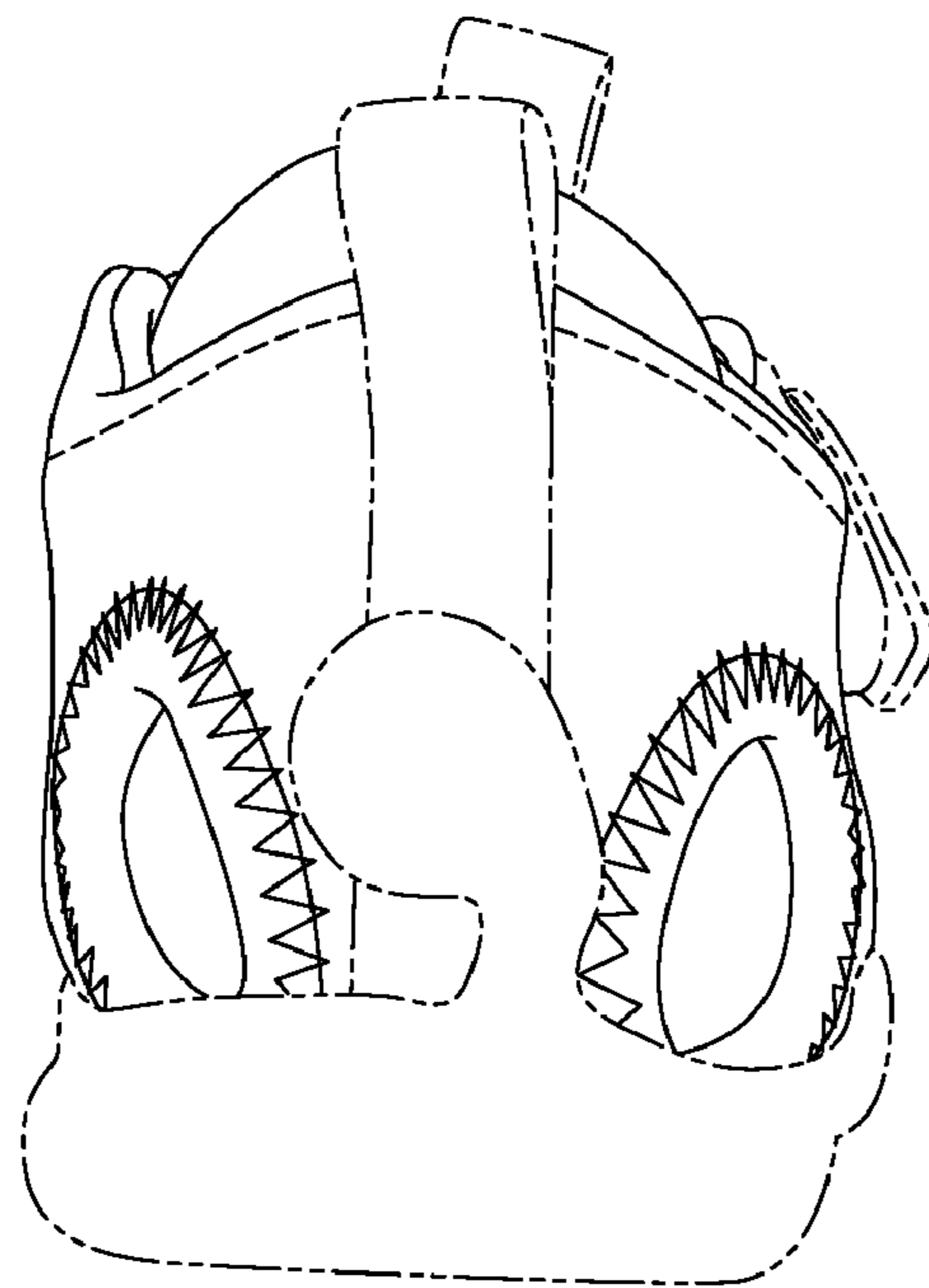


Fig. 6