



US00D605388S

(12) **United States Design Patent**
St-Louis et al.

(10) **Patent No.:** **US D605,388 S**

(45) **Date of Patent:** **** Dec. 8, 2009**

(54) **FOOTWEAR UPPER**

(75) Inventors: **Julie St-Louis**, Montreal (CA); **Manon Belley**, Laval (CA)

(73) Assignee: **Wolverine World Wide, Inc.**, Rockford, MI (US)

(**) Term: **14 Years**

(21) Appl. No.: **29/336,650**

(22) Filed: **May 7, 2009**

(51) **LOC (9) Cl.** **02-99**

(52) **U.S. Cl.** **D2/969**

(58) **Field of Classification Search** D2/896,
D2/902, 906–908, 943, 944, 969, 972–974;
36/45–49, 50.1, 77 M, 77 R, 83, 88, 113,
36/114, 126–131

See application file for complete search history.

(56) **References Cited**

U.S. PATENT DOCUMENTS

D226,883 S *	5/1973	Babicka et al.	D2/907
D227,821 S *	7/1973	Askew	D2/908
D228,267 S *	9/1973	Powers	D2/908
D310,292 S *	9/1990	Selbiger	D2/969
D389,300 S *	1/1998	Teague	D2/972
D407,551 S *	4/1999	Doxey	D2/972
D460,609 S	7/2002	Belley		
D482,859 S *	12/2003	Laberge	D2/972
D490,221 S *	5/2004	Edauw	D2/908
D500,405 S	1/2005	Matis		
D501,072 S	1/2005	Matis et al.		
D501,296 S	2/2005	Matis et al.		
D502,799 S	3/2005	Matis et al.		
D503,849 S	4/2005	Matis et al.		
D504,763 S	5/2005	Matis et al.		
D506,598 S	6/2005	Schoenborn et al.		
D518,281 S *	4/2006	Lane et al.	D2/969

D530,069 S	10/2006	Schoenborn et al.		
D532,961 S	12/2006	Schoenborn et al.		
D534,339 S	1/2007	Matis et al.		
D538,520 S	3/2007	Belley et al.		
D571,992 S *	7/2008	Robinson et al.	D2/969
D584,040 S *	1/2009	McDade et al.	D2/976
D586,996 S *	2/2009	Horne et al.	D2/969
D587,446 S	3/2009	Banik		
D593,309 S *	6/2009	Andersen et al.	D2/969
D597,292 S *	8/2009	Schoenborn et al.	D2/969

OTHER PUBLICATIONS

Merrell Spring 2009, pp. 39, 40.

* cited by examiner

Primary Examiner—Dominic Simone

(74) *Attorney, Agent, or Firm*—Warner Norcross & Judd LLP

(57) **CLAIM**

The ornamental design for footwear upper, as shown and described.

DESCRIPTION

FIG. 1 is a perspective view of the footwear upper embodying the new design;

FIG. 2 is a top view thereof;

FIG. 3 is a right side view thereof;

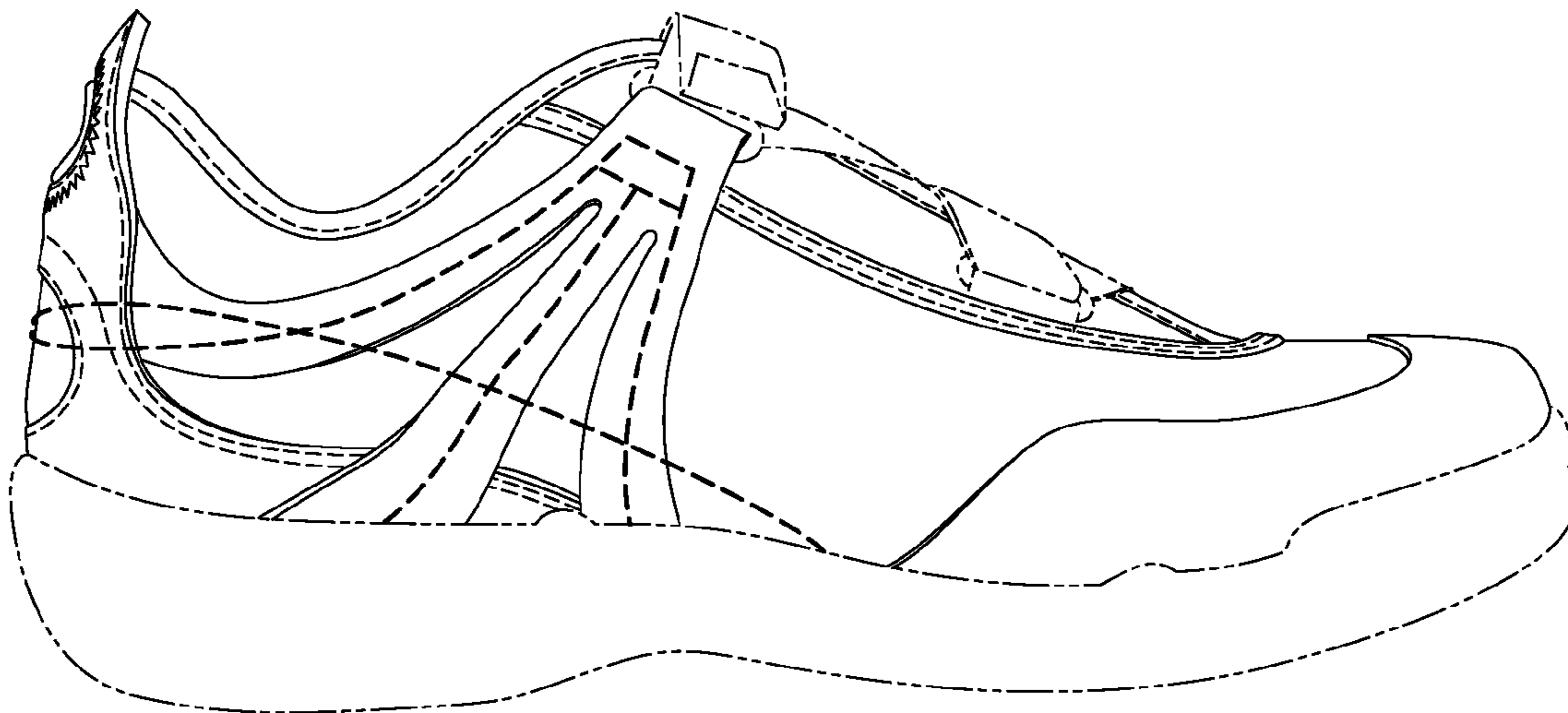
FIG. 4 is a left side view thereof;

FIG. 5 is a front view thereof; and,

FIG. 6 is a rear view thereof.

FIGS. 1–6 show features of an article of footwear in phantom lines. These features are shown for environmental purposes and do not form any part of the claimed design. Further, the phantom lines immediately adjacent the solid-line portions of the design form the boundary of the design, with the phantom lines forming no part of the claimed design.

1 Claim, 4 Drawing Sheets



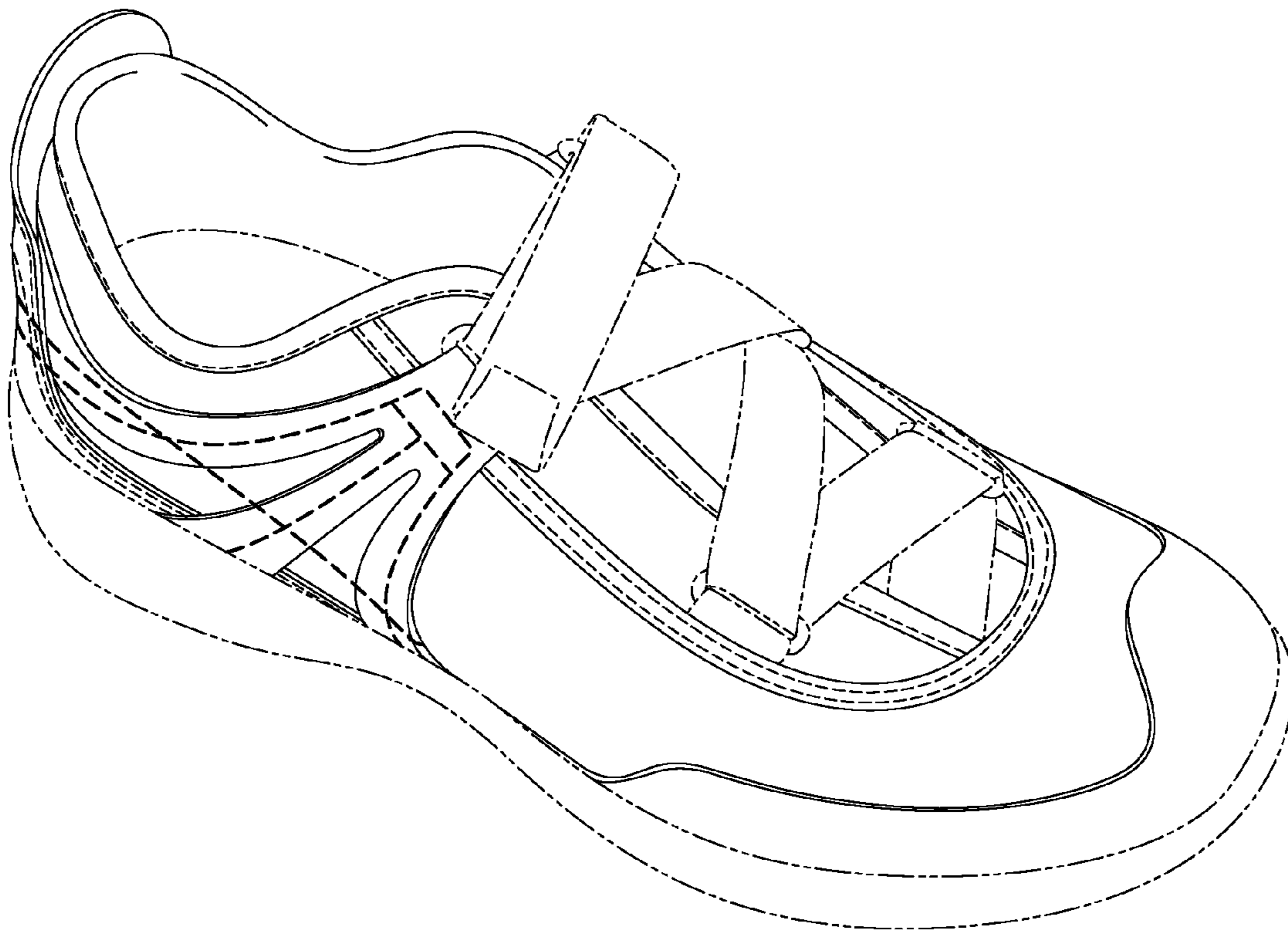


Fig. 1

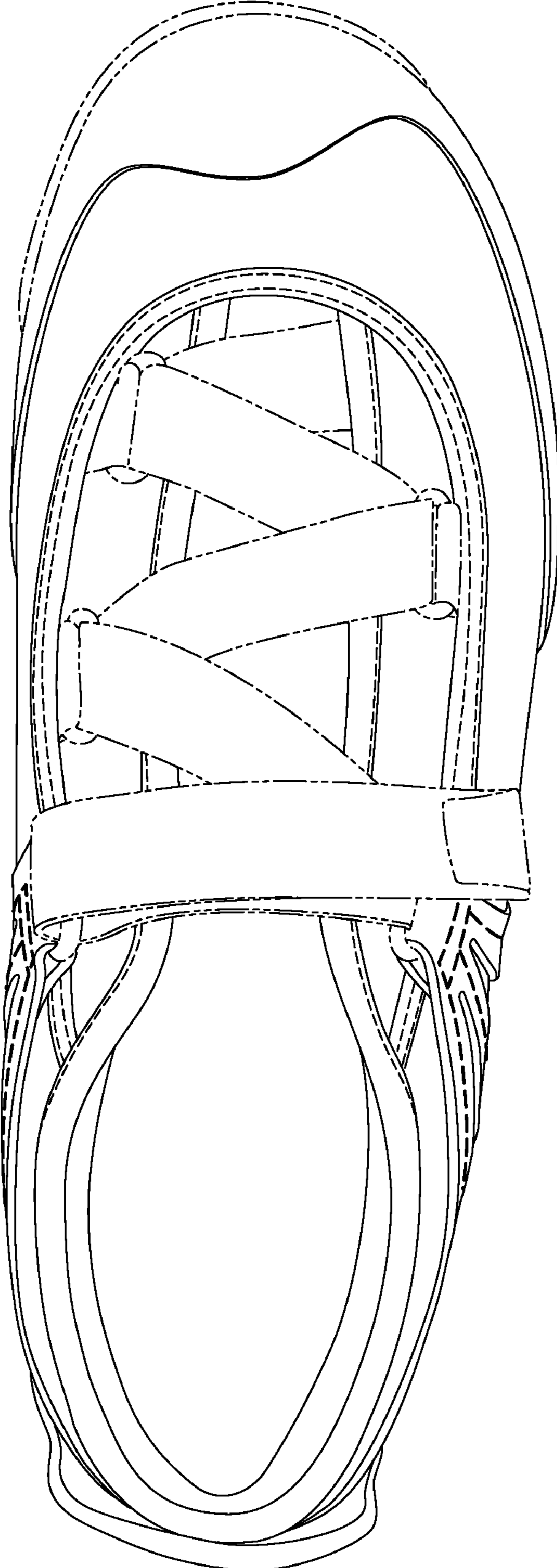


Fig. 2

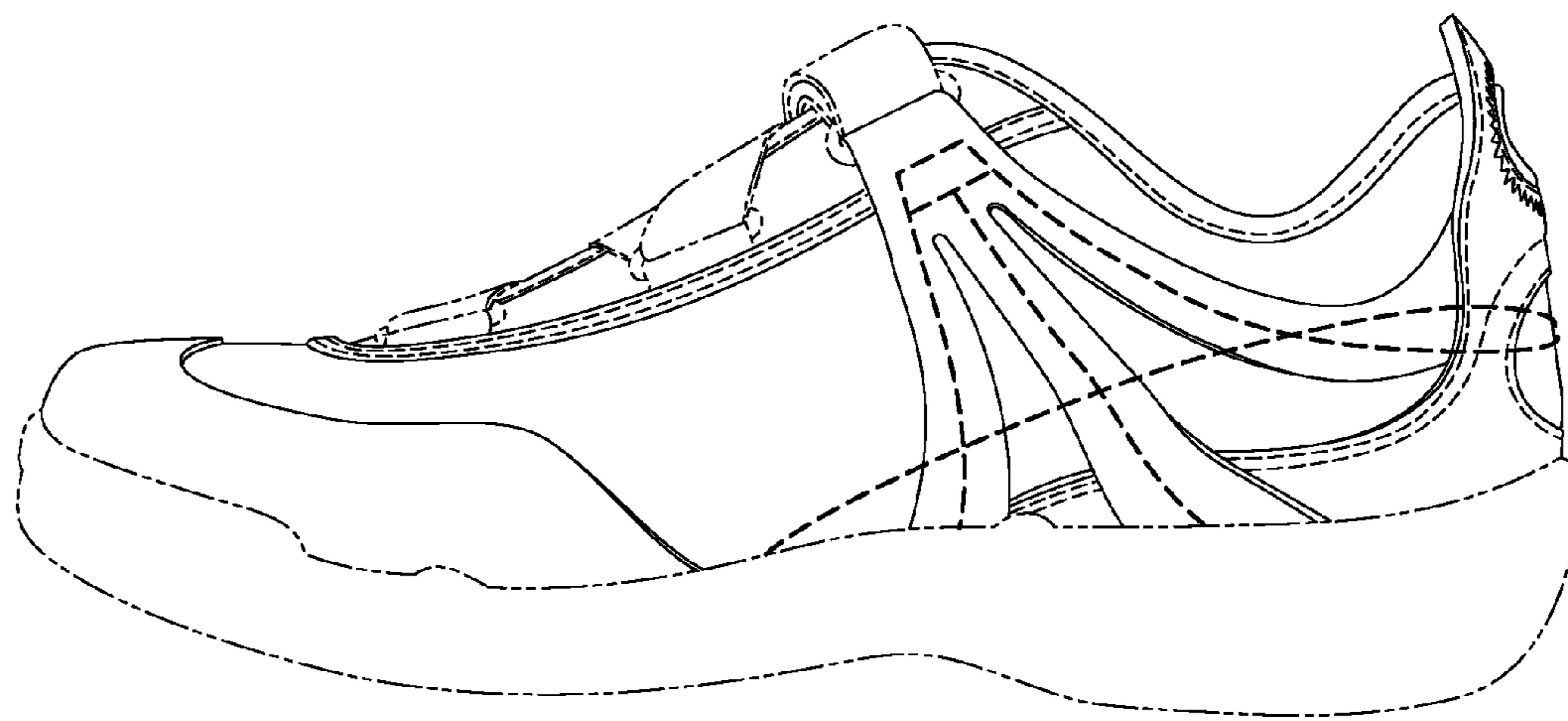


Fig. 3

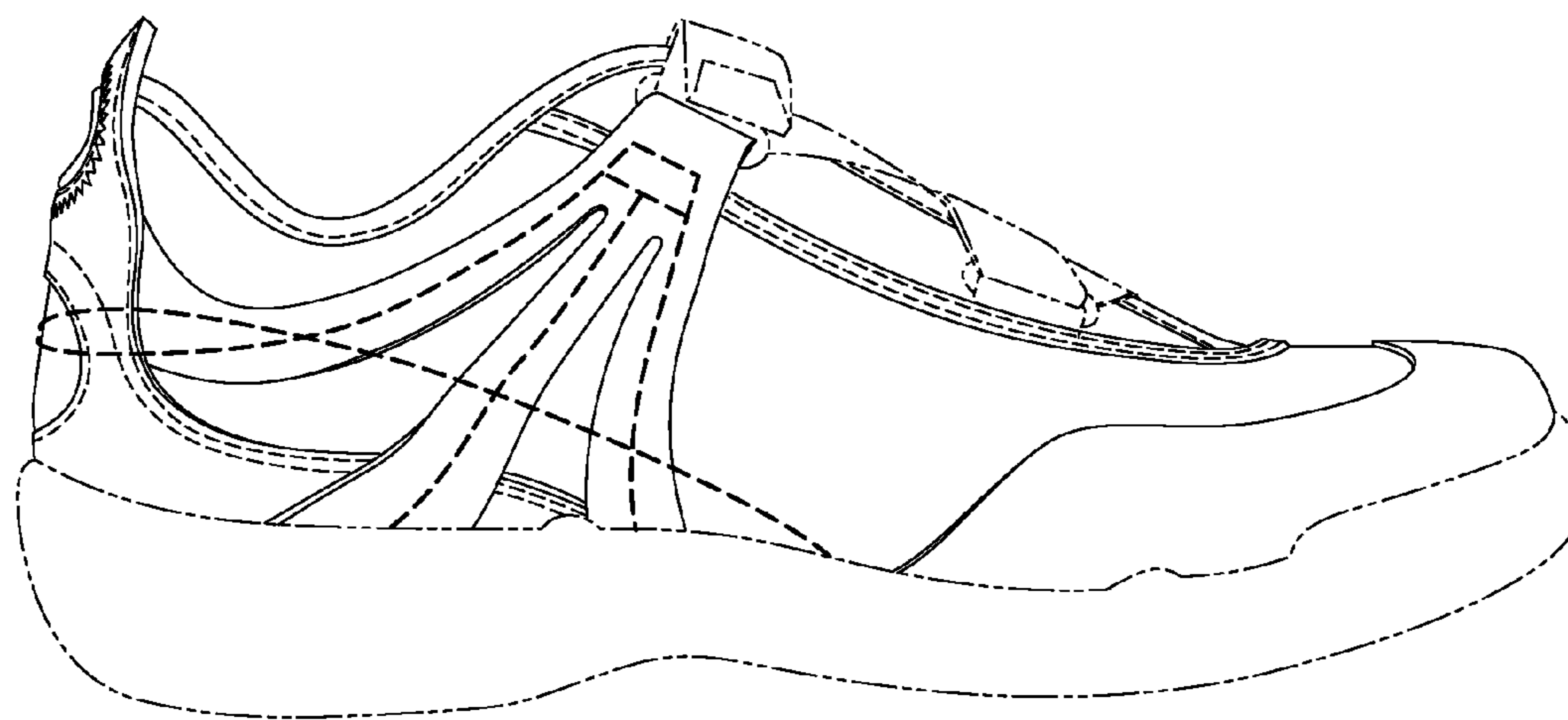


Fig. 4

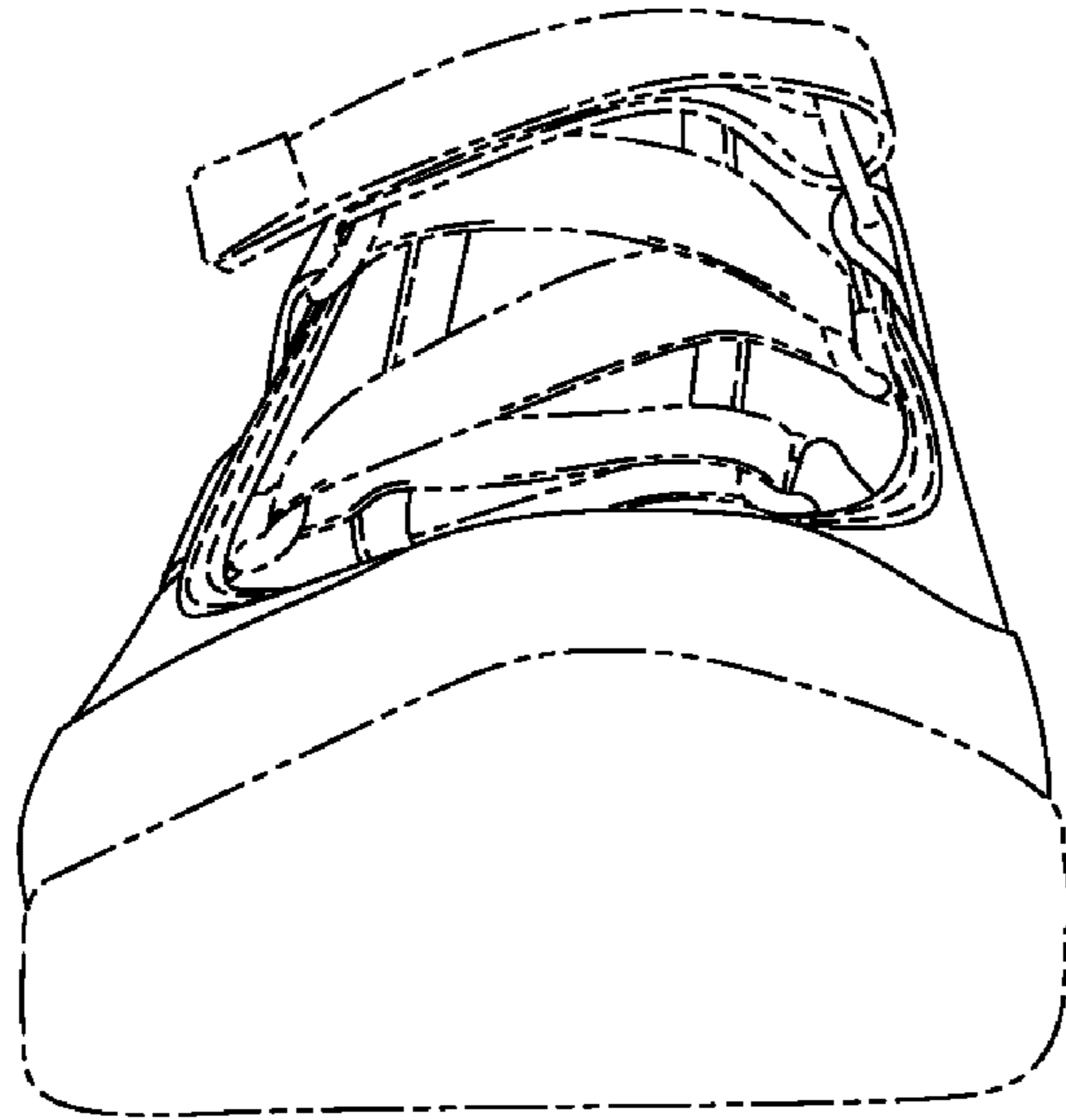


Fig. 5

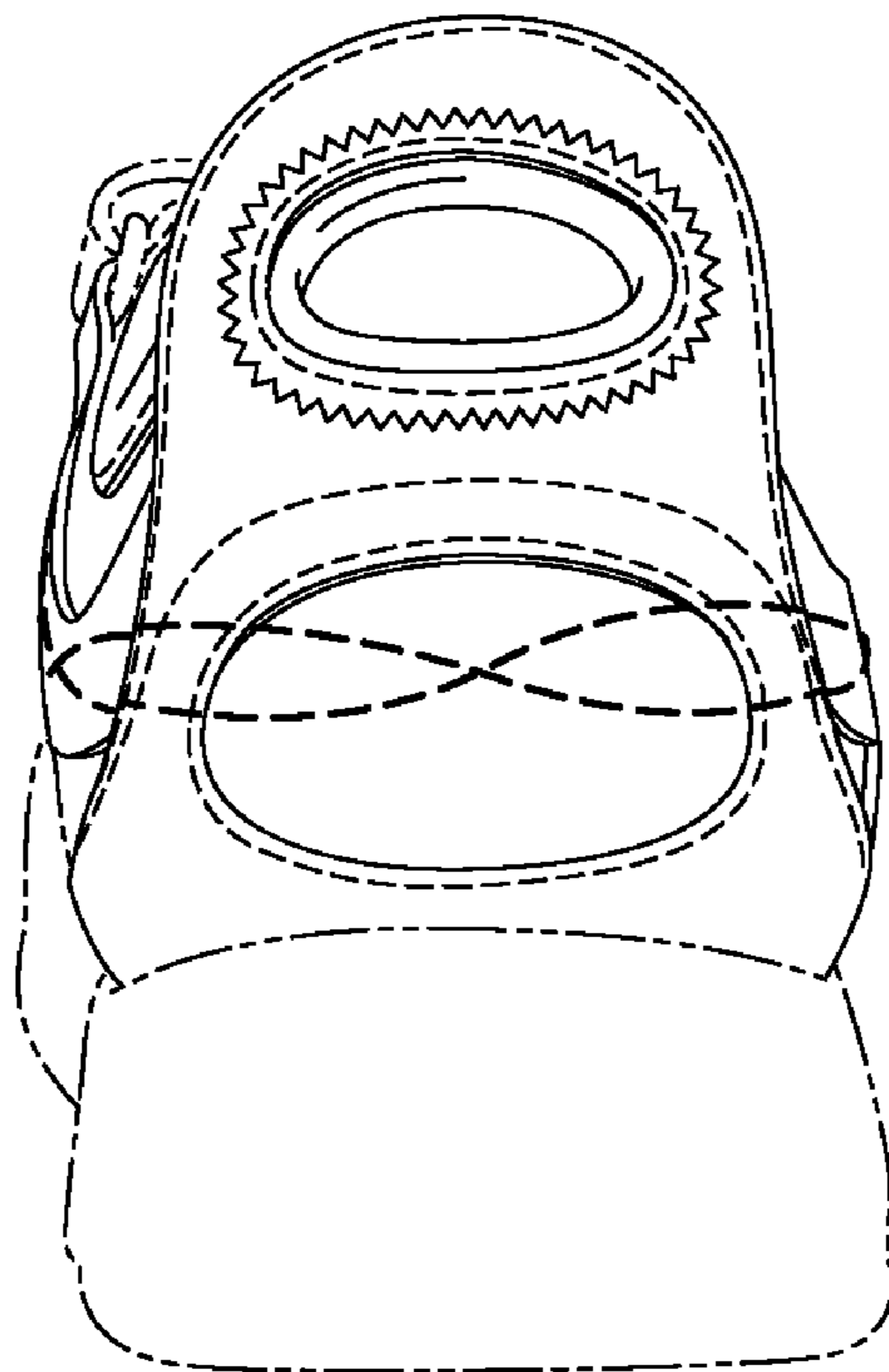


Fig. 6